



Designers Fountain®

Distinctive Lighting

CATALOG 120 • JANUARY 2016



























































DF
DESIGN

Table of Contents

| | |
|------------------------------------|-----|
| Interior Visual Index | 2 |
| Symbol Guide | 3 |
| Exterior Visual Index | 4 |
| Collections | 5 |
| Pendants | 212 |
| LED Pendants/Mini Pendants | 223 |
| Mini-Pendants | 226 |
| Mini Chandeliers | 233 |
| Foyer | 237 |
| Semi-Flush | 240 |
| LED Flushmounts | 247 |
| Flushmounts | 253 |
| Linear Flushmounts | 258 |
| LED Recessed | 259 |
| LED Bath/Vanity, Wall Sconces | 268 |
| Bath/Vanity, Wall Sconces | 272 |
| LED Wall Sconces | 316 |
| LED Exterior/Interior Wall Sconces | 319 |
| Wall Sconces | 320 |
| Guide to Outdoor Lighting | 323 |
| LED Outdoor Collections | 324 |
| Dark Sky Outdoor Collections | 344 |
| Outdoor Collections | 351 |
| Outdoor Security Lighting | 391 |

Visual Index

Interior Collections

| | | | | | | | |
|---|---|---|---|---|---|---|---|
|  |  |  |  |  |  |  |  |
| Addison Pages 193 - 195 | Alhambra Pages 135 - 137 | Amherst Pages 144 - 148 | Apollo Pages 204 - 206 | Archer LED Pages 10 - 11 | Astoria Page 130 | Austin Pages 74 - 76 | Avara Pages 33-35 |
|  |  |  |  |  |  |  |  |
| Avondale Page 210 | Axel Pages 101 - 103 | Barcelona Pages 138 - 143 | Bellemeade Pages 160 - 162 | Bradley Pages 65 - 67 | Brooklyn Pages 59 - 61 | Candence Pages 92 - 94 | Cassina Pages 124 - 129 |
|  |  |  |  |  |  |  |  |
| Castello Pages 77 - 79 | Cordova Pages 98 - 100 | Darby Pages 56 - 58 | Darcy Pages 187 - 192 | Del Ray Pages 50 - 52 | Echo Pages 80 - 82 | Elements Pages 45 - 47 | Fusion Pages 53 - 55 |
|  |  |  |  |  |  |  |  |
| Gala Pages 131 - 133 | Galaxy LED Pages 8 - 9 | Gramercy Park Pages 36 - 41 | Grand Plaza Pages 83 - 85 | Harlowe Pages 95 - 97 | High Line Pages 24 - 26 | Hyde Park Pages 42 - 44 | Isla Pages 149 - 151 |
|  |  |  |  |  |  |  |  |
| Kendall Pages 175 - 180 | Lauderhill Pages 152 - 154 | Linares Pages 15 - 20 | Lucienne LED Page 7 | Lusso Pages 30-32 | Madison Square Page 207 | Mason Pages 68 - 69 | Mendocino Pages 196 - 199 |
|  |  |  |  |  |  |  |  |
| Mini-Chandeliers Page 134 | Mission Ridge Pages 70 - 73 | Modesto Pages 158 - 159 | Montego Pages 163 - 168 | Montelena Pages 27 - 29 | Newbury Station Pages 62 - 64 | Omega Pages 89 - 91 | Palatial Pages 86 - 88 |
|  |  |  |  |  |  |  |  |
| Palencia Pages 48 - 49 | Pivot Pages 21 - 23 | Printers Row Pages 112 - 117 | Stratton Pages 169 - 174 | Studio Pages 118 - 123 | Tackwood Pages 104 - 111 | Tangier Pages 155 - 157 | Timberline Pages 200 - 203 |



Torino

Pages 181 - 186



Uptown

Pages 208 - 209



West 65th

Pages 12 - 14



Pendants

Pages 212 - 222



LED Pendants

Page 223



LED Mini-Pendants

Page 223



Eco-Gem LED

Pages 224 - 225



Mini-Pendants

Pages 226 - 232



Mini-Chandeliers

Pages 233 - 236



Foyer

Pages 237 - 239



LED Semi-Flush

Page 240



Semi-Flush

Pages 240 - 246



LED Flushmounts

Pages 247 - 252



Flushmounts

Pages 253 - 256



Fluorescent

Pages 257 - 258



LED Recessed

Pages 259 - 266



LED Bath/Vanity, Wall Sconces

Pages 268 - 271



Bath/Vanity, Wall Sconces

Pages 272 - 315



LED Wall Sconces

Page 316 - 318



LED Wall Sconces Exterior / Interior

Page 319



Wall Sconces

Pages 320 - 321

Symbol Guide

Symbol Guide



Energy Star Qualified



ON at Dusk, OFF at Dawn

(M) Incandescent Medium Base



Bulb Included



Can be Mounted **UP** or **DOWN**

(C) Incandescent Candelabra Base



Title 24 Compliant



Suitable for **DAMP** Locations

(FL) Fluorescent Lamp



ADA Compliant



Suitable for **WET** Locations

(H) Halogen Lamp



10 ft. chain and 12 ft. wire



Cast Aluminum



Dark Sky



Adaptable to Sloped Ceilings up to 45 Degrees



Air Tight





Can be Installed Vertically or Horizontal

- All chain mounted fixtures include 3 feet of chain & 12 feet of wire, unless otherwise noted.
- All stem mounted fixtures include one each 6 in., 12 in. & 18 in. stems, unless otherwise noted.

Visual Index

Exterior Collections

| | | | | | | | |
|---|---|---|---|---|---|---|---|
|  |  |  |  |  |  |  |  |
| Abbington Page 338 | Aldridge Page 324 | Amherst-DS Page 348 | Arbor Page 329 | Barclay Page 341 | Barrow LED Page 340 | Barrow-DS Page 340 / 350 | Barrister Page 336 |
|  |  |  |  |  |  |  |  |
| Baylor Page 327 | Bayport-DS Page 349 | Beacon-DS Page 326 / 344 | Berkshire Pages 366 - 367 | Beveled Lanterns Page 386 | Braxton Page 372 | Calderwood Page 351 | Camden Page 341 |
|  |  |  |  |  |  |  |  |
| Canyon Lake Pages 368 - 369 | Capella Pages 376 - 377 | Chelsea Page 375 | Colfax Page 353 | Dayton Page 358 | Devonshire Page 373 | Devonwood Page 371 | Ellington-DS Pages 346 - 347 |
|  |  |  |  |  |  |  |  |
| Englewood Page 324 | Fulton Page 341 | Gladiator Page 357 | Hadley Page 333 | Kingsley Page 370 | Lexington Page 341 | Logan Square Pages 342 | Marquette Page 332 |
|  |  |  |  |  |  |  |  |
| Nantucket Page 356 | Oak Park Page 374 | Palencia Page 354 | Palmer Page 355 | Paxton Page 334 | Piedmont Page 330 | Portland-DS Page 345 | Prado Page 331 |
|  |  |  |  |  |  |  |  |
| Rennes Page 342 | Sedona Pages 359 - 363 | Sedona-ES Pages 364 - 365 | Sheffield Page 339 | Stonyridge Page 356 | Tiverton Pages 381 - 383 | Triton LED Page 325 | Triton Page 352 |
|  |  |  |  |  |  |  |  |
| Tudor Row Page 342 | Wellington Page 339 | Westbrook Page 328 | Westchester Pages 378 - 379 | Westchester-ES Page 380 | Whitmore Page 339 | Winston Page 337 | Woodmere Page 335 |
|  |  |  |  |  |  |  | |
| 3 Head Post Page 388 | Accessories Page 389 | Beveled Lanterns Page 386 | Motion Detectors Pages 391 - 393 | Value Page 387 | Value Cast Aluminum Pages 384 - 385 | Value Bulkhead Page 389 | |



DF

COLLECTIONS



Lucienne **LED**

LIGHTING 
for
tomorrow

Award Winner 2015

Lucienne LED

Luxor Gold Finish
Topaz Glass

DF
DIMMABLE
LED



A **LED88100-LXG**
LED Wall Sconce




B **LED88132-LXG**
LED Pendant



C **LED88134-LXG**
LED Pendant



D **LED6092-LXG**
LED Wall Sconce

| Item | Type | Lumens | | Watts/CCT | W | H | Ext | Backplate (W x H) | Features/Notes | Symbol |
|----------|---------------------|--------|---------------|---------------|-------|-------|------|------------------------------|---------------------------|---|
| | | Source | Delivered | | | | | | | |
| A | LED88100-LXG | (LED) | 800 / 560 | 12.8 / 2,700K | 14 | 9.50 | 4.50 | 13.50 x 4.50 | Dimmable |  |
| B | LED88132-LXG | (LED) | 2,814 / 1,970 | 38 / 2,700K | 18.25 | 9 | | 6.5' Adjustable Cables Incl. | Dimmable |  |
| C | LED88134-LXG | (LED) | 3,385 / 2,370 | 43.2 / 2,700K | 22.50 | 9 | | 6.5' Adjustable Cables Incl. | Dimmable |  |
| D | LED6092-LXG | (LED) | 614 / 473 | 18 / 2,700K | 4.50 | 16.50 | 5.25 | 4.50 x 4.50 | Dimmable/SP Finish Option | |

measurements shown in inches

Galaxy LED

Chrome Finish
Crystal Accents

DF
DIMMABLE
LED

A **LED859812-CH**
LED 12 Light Chandelier



| Item | Type | Lumens | | Watts/K | W | H | Ext | Hanging Options | Features/Notes | Symbol |
|------------------------------|-------|--------|-----------|------------|-------|-------|-----|------------------------|----------------------------|--------|
| | | Source | Delivered | | | | | | | |
| A LED859812-CH | (LED) | 2,571 | 1,800 | 34 / 2700K | 24.25 | 18.75 | | (2) 6", 12" Rods Incl. | Dimmable/Halogen Downlight | |

measurements shown in inches

Galaxy LED

Chrome Finish
Crystal Accents




B LED85911-CH
LED Semi-Flush



Convertible

Halogen Downlight

C LED85930-CH
LED Mini Pendant



D LED85989-CH
LED 9 Light Chandelier

Halogen Downlight

DF
DIMMABLE
LED

| Item | Type | Lumens | | Watts / K | W | H | Ext | Hanging Options | Features/Notes | Symbol |
|----------------------|-------|--------------------|--|--------------|-------|-------|-----|------------------------|----------------------------------|--------|
| | | Source / Delivered | | | | | | | | |
| B LED85911-CH | (LED) | 1,429 / 1,000 | | 20 / 2,700K | 16 | 12.25 | | (2) 6", 12" Rods Incl. | Dimmable/Halogen Downlight/Conv. | |
| C LED85930-CH | (LED) | 314 / 220 | | 4.4 / 2,700K | 5.75 | 6 | | (2) 6", 12" Rods Incl. | | |
| D LED85989-CH | (LED) | 2,143 / 1,500 | | 30 / 2,700K | 23.75 | 18.75 | | (2) 6", 12" Rods Incl. | Dimmable/Halogen Downlight | |

measurements shown in inches

Archer LED

Satin Platinum Finish
Satin White Glass

DF
DIMMABLE
LED



B **LED85811-SP**
LED Semi-Flush



A **LED85833-SP**
LED Pendant

| Item | Type | Lumens | | Watts / K | W | H | Ext | Hanging Options | Features/Notes | Symbol |
|------|-------------|--------|---------------|-------------|-------|-------|-----|------------------------|----------------|--------|
| | | Source | Delivered | | | | | | | |
| A | LED85833-SP | (LED) | 3,286 / 2,300 | 42 / 2,700K | 20.50 | 13.50 | | (2) 6", 12" Rods Incl. | Dimmable | |
| B | LED85811-SP | (LED) | 2,143 / 1,500 | 27 / 2,700K | 16.50 | 8.50 | | | Dimmable | |

Archer LED

Satin Platinum Finish
Satin White Glass



C **LED85801-SP**
LED Wall Sconce



D **LED85830-SP**
LED Mini Pendant



E **LED85831-SP**
LED Pendant

DF
DIMMABLE
LED

| Item | Type | Lumens | | Watts / K | W | H | Ext | Backplate (W x H) | Features/Notes | Symbol |
|----------|--------------------|--------|---------------|---------------|-------|-------|-----|---------------------|-----------------------------------|--------|
| | | Source | Delivered | | | | | | | |
| C | LED85801-SP | (LED) | 547 / 383 | 11.2 / 2,700K | 8 | 8.75 | 4 | 4.25 x 5.75 | Dimmable | ADA |
| D | LED85830-SP | (LED) | 939 / 657 | 11.5 / 2,700K | 7.75 | 14.75 | | | Dimmable / (2) 6", 12" Rods Incl. | |
| E | LED85831-SP | (LED) | 1,857 / 1,300 | 28 / 2,700K | 16.50 | 13.50 | | | Dimmable / (2) 6", 12" Rods Incl. | |

measurements shown in inches

West 65th

Satin Platinum Finish
Clear Faceted Elements

A **88256-SP**
6 Light Foyer



| Item | Type | Bulbs | Watts | W | H | Ext | Hanging Options | Features/Notes | Symbol |
|------------|------|-------|-------|----|-------|-----|----------------------------|----------------|--------|
| A 88256-SP | (M) | 6 | 100 | 16 | 27.50 | | 6' Adjustable Cables Incl. | | |

measurements shown in inches

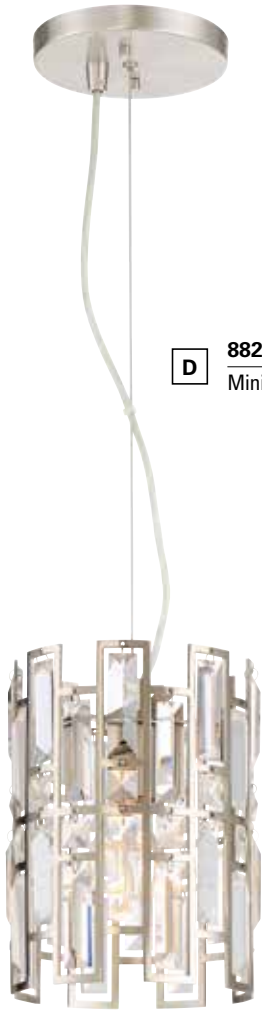


B **88231-SP**
Pendant

C **88211-SP**
Semi-Flush / Pendant

| Item | Type | Bulbs | Watts | W | H | Ext | Hanging Options | Features/Notes | Symbol |
|----------|-----------------|-------|-------|-----|-------|-----|----------------------------|---------------------------|--------|
| B | 88231-SP | (M) | 4 | 100 | 22.25 | 10 | 6' Adjustable Cables Incl. | | |
| C | 88211-SP | (M) | 2 | 100 | 14 | 10 | 6' Adjustable Cables Incl. | Convertible to Semi Flush | |

measurements shown in inches



D **88230-SP**
Mini Pendant



E **88201-SP**
Wall Sconce



F **88203-SP**
3 Light Bath Bar



G **88204-SP**
4 Light Bath Bar

| Item | Type | Bulbs | Watts | W | H | Ext | Backplate (W x H) | Features/Notes | Symbol |
|------|----------|-------|-------|-----|-------|------|-------------------|---------------------------|--------|
| D | 88230-SP | (M) | 1 | 100 | 7.75 | 10 | | 6' Adjustable Cable Incl. | |
| E | 88201-SP | (C) | 1 | 60 | 10 | 5.75 | 3.50 | 8.25 x 4.50 | |
| F | 88203-SP | (C) | 3 | 60 | 23.25 | 5.75 | 3.50 | 21.50 x 4.50 | |
| G | 88204-SP | (C) | 4 | 60 | 31.25 | 5.75 | 3.50 | 29.25 x 4.50 | |

measurements shown in inches



A

87438-VB
4 Light Linear Chandelier

| Item | Type | Bulbs | Watts | W | H | D | Hanging Options | Features/Notes | Symbol |
|-------------------|------|-------|-------|----|-------|----|------------------------|----------------|--------|
| A 87438-VB | (C) | 4 | 60 | 36 | 20.75 | 12 | (4) 6", 12" Rods Incl. | | |

measurements shown in inches

Linares

Vintage Bronze Finish
Crystal Prisms



B 87411-VB
Semi-Flush



D 87454-VB
4 Light Foyer



C 87431-VB
Pendant

| Item | Type | Bulbs | Watts | W | H | D | Hanging Options | Features/Notes | Symbol |
|-------------------|------|-------|-------|----|-------|----|------------------------|----------------|--------|
| B 87411-VB | (C) | 3 | 60 | 14 | 11.50 | 14 | | Glass Diffuser | |
| C 87431-VB | (C) | 4 | 60 | 19 | 9.25 | 19 | (2) 6", 12" Rods Incl. | | |
| D 87454-VB | (C) | 4 | 60 | 14 | 24 | 14 | (2) 6", 12" Rods Incl. | | |

measurements shown in inches

Linares

Vintage Bronze Finish
Crystal Prisms



E 87402-VB
Wall Sconce

F 87430-VB
Mini Pendant



G 87404-VB
4 Light Bath Bar



| Item | Type | Bulbs | Watts | W | H | Ext | Backplate (W x H) | Features/Notes | Symbol |
|------------|------|-------|-------|-------|-------|------|-------------------|------------------------|--------|
| E 87402-VB | (C) | 2 | 60 | 9.50 | 12.75 | 5.50 | 6.75 x 9 | | |
| F 87430-VB | (M) | 1 | 100 | 6.50 | 9.75 | | | (2) 6", 12" Rods Incl. | |
| G 87404-VB | (C) | 4 | 60 | 23.75 | 7.50 | 5.50 | 20 x 6 | | |

measurements shown in inches

Linares

Aged Platinum Finish
Crystal Prisms




A **87438-AP**
4 Light Linear Chandelier

| Item | Type | Bulbs | Watts | W | H | D | Hanging Options | Features/Notes | Symbol |
|-------------------|------|-------|-------|----|-------|----|------------------------|----------------|--------|
| A 87438-AP | (C) | 4 | 60 | 36 | 20.75 | 12 | (4) 6", 12" Rods Incl. | | |

measurements shown in inches

Linares

Aged Platinum Finish
Crystal Prisms





B 87411-AP
Semi-Flush



D 87454-AP
4 Light Foyer



C 87431-AP
Pendant

| Item | Type | Bulbs | Watts | W | H | D | Hanging Options | Features/Notes | Symbol |
|-------------------|------|-------|-------|----|-------|----|------------------------|----------------|---|
| B 87411-AP | (C) | 3 | 60 | 14 | 11.50 | 14 | | Glass Diffuser | |
| C 87431-AP | (C) | 4 | 60 | 19 | 9.25 | 19 | (2) 6", 12" Rods Incl. | |  |
| D 87454-AP | (C) | 4 | 60 | 14 | 24 | 14 | (2) 6", 12" Rods Incl. | |  |

measurements shown in inches

Linares

Aged Platinum Finish
Crystal Prisms



E 87402-AP
Wall Sconce

F 87430-AP
Mini Pendant



G 87404-AP
4 Light Bath Bar



| Item | Type | Bulbs | Watts | W | H | Ext | Backplate (W x H) | Features/Notes | Symbol |
|------|----------|-------|-------|-----|-------|-------|-------------------|------------------------|--------|
| E | 87402-AP | (C) | 2 | 60 | 9.50 | 12.75 | 5.50 | 6.75 x 9 | |
| F | 87430-AP | (M) | 1 | 100 | 6.50 | 9.75 | | (2) 6", 12" Rods Incl. | |
| G | 87404-AP | (C) | 4 | 60 | 23.75 | 7.50 | 5.50 | 20 x 6 | |

measurements shown in inches



A **88838-SP**
5 Light Linear Chandelier



B **88811-SP**
Semi-Flush



| Item | Type | Bulbs | Watts | W | H | Ext | Hanging Options | Features/Notes | Symbol | |
|------|----------|-------|-------|----|----|-------|-----------------|--------------------|-----------------------------|---|
| A | 88838-SP | (M) | 5 | 60 | 34 | 22.75 | 6.50 | (2) 3' Chain Incl. | Shown with T45 Vintage Bulb | ⓘ |
| B | 88811-SP | (M) | 2 | 60 | 13 | 11.75 | | | Shown with T45 Vintage Bulb | |

measurements shown in inches

Pivot

Satin Platinum Finish
Clear Lattice Glass



C **88854-SP**
4 Light Foyer



D **88856-SP**
6 Light Foyer



E **88886-SP**
6 Light Chandelier

| Item | Type | Bulbs | Watts | W | H | D | Hanging Options | Features/Notes | Symbol |
|--------------------------|------|-------|-------|----|-------|---|--------------------------|-----------------------------|--------|
| C 88854-SP | (M) | 4 | 60 | 12 | 25.50 | | 3' Chain, 10' Wire Incl. | Shown with T45 Vintage Bulb | |
| D 88856-SP | (M) | 6 | 60 | 18 | 29.25 | | 3' Chain, 10' Wire Incl. | Shown with T45 Vintage Bulb | |
| E 88886-SP | (M) | 6 | 60 | 23 | 18.75 | | 3' Chain, 10' Wire Incl. | Shown with T45 Vintage Bulb | |

measurements shown in inches

Pivot


Satin Platinum Finish
Clear Lattice Glass



F **88830-SP**
Mini Pendant



G **88801-SP**
Wall Sconce



H **88802-SP**
2 Light Bath Bar



I **88803-SP**
3 Light Bath Bar

| Item | Type | Bulbs | Watts | W | H | Ext | Backplate (W x H) | Features/Notes | Symbol |
|--------------------------|------|-------|-------|-------|-------|-----|-------------------|---|--------|
| F 88830-SP | (M) | 1 | 60 | 7 | 9.50 | | | (2) 6", 12" Rods Incl. Shown with T45 Vintage Bulb | |
| G 88801-SP | (M) | 1 | 60 | 5 | 12.75 | 4 | 5 x 8.5 | Shown with T45 Vintage Bulb | |
| H 88802-SP | (M) | 2 | 60 | 24 | 5 | 4 | 20 x 5 | Shown with T45 Vintage Bulb | |
| I 88803-SP | (M) | 3 | 60 | 30.25 | 5 | 4 | 26 x 5 | Shown with T45 Vintage Bulb | |

measurements shown in inches

High Line

Satin Bronze Finish
Clear Glass



A **87386-SB**
6 Light Chandelier

| | Item | Type | Bulbs | Watts | W | H | D | Hanging Options | Features/Notes | Symbol |
|----------|-----------------|------|-------|-------|----|-------|----|------------------------|----------------|--------|
| A | 87386-SB | (M) | 6 | 60 | 20 | 11.25 | 14 | (4) 6", 12" Rods Incl. | | |

measurements shown in inches

High Line

Satin Bronze Finish
Clear Glass



B **87311-SB**
Semi-Flush

C **87331-SB**
Pendant



D **87338-SB**
8 Light Linear Chandelier




| | Item | Type | Bulbs | Watts | W | H | D | Hanging Options | Features/Notes | Symbol |
|----------|-----------------|------|-------|-------|-------|-------|-------|------------------------|----------------|--------|
| B | 87311-SB | (M) | 4 | 60 | 12.75 | 15.50 | 12.75 | | | |
| C | 87331-SB | (M) | 4 | 60 | 15.75 | 16.75 | 15.75 | (2) 6", 12" Rods Incl. | | |
| D | 87338-SB | (M) | 8 | 60 | 39 | 11.25 | 12 | (2) 6", 12" Rods Incl. | | |

measurements shown in inches

High Line

Satin Bronze Finish
Clear Glass



E **87330-SB**
Mini Pendant



F **87301-SB**
Wall Sconce



G **87303-SB**
3 Light Bath Bar

| Item | Type | Bulbs | Watts | W | H | Ext | Hanging Options | Features/Notes | Symbol |
|------|----------|-------|-------|----|-------|-------|------------------------|----------------|--------|
| E | 87330-SB | (M) | 1 | 60 | 5.50 | 10 | (2) 6", 12" Rods Incl. | | |
| F | 87301-SB | (M) | 1 | 60 | 7.50 | 11.25 | 4.75 | | |
| G | 87303-SB | (M) | 3 | 60 | 26.25 | 5.50 | 4.50 | | |

measurements shown in inches



Montelena

Old Satin Brass Finish
Clear Ribbed Glass



A **88989-OSB**
9 Light Chandelier



| Item | Type | Bulbs | Watts | W | H | Ext | Hanging Options | Features/Notes | Symbol |
|--------------------|------|-------|-------|-------|-------|-----|---------------------------|----------------|---|
| A 88989-OSB | (C) | 9 | 60 | 30.50 | 35.75 | | 10' Chain, 12' Wire Incl. | |   |

measurements shown in inches

Montelena

Old Satin Brass Finish
Clear Ribbed Glass



B 88931-OSB
Pendant



C 88911-OSB
Semi-Flush



D 88985-OSB
5 Light Chandelier

| Item | Type | Bulbs | Watts | W | H | D | Hanging Options | Features/Notes | Symbol |
|--------------------|------|-------|-------|-------|-------|---|--------------------------|----------------|--------|
| B 88931-OSB | (C) | 3 | 60 | 13.50 | 23.50 | | 3' Chain, 10' Wire Incl. | | |
| C 88911-OSB | (M) | 1 | 60 | 8.50 | 13.75 | | | | |
| D 88985-OSB | (C) | 5 | 60 | 25.25 | 26.50 | | 3' Chain, 10' Wire Incl. | | |

measurements shown in inches

Montelena

Old Satin Brass Finish
Clear Ribbed Glass



E **88930-OSB**
Mini Pendant



F **88901-OSB**
Wall Sconce



G **88951-OSB**
Foyer



H **88983-OSB**
3 Light Chandelier

| Item | Type | Bulbs | Watts | W | H | Ext | Hanging Options | Features/Notes | Symbol |
|---------------------------|------|-------|-------|-------|-------|------|--------------------------|----------------|--------|
| E 88930-OSB | (M) | 1 | 60 | 6 | 27.50 | | 3' Chain, 10' Wire Incl. | | |
| F 88901-OSB | (C) | 1 | 60 | 4.25 | 11.75 | 5.75 | Backplate 4.25" Diameter | | |
| G 88951-OSB | (M) | 1 | 60 | 16.50 | 27.75 | | 3' Chain, 10' Wire Incl. | | |
| H 88983-OSB | (C) | 3 | 60 | 21 | 23.50 | | 3' Chain, 10' Wire Incl. | | |

measurements shown in inches

Lusso

Chrome Finish with Marble
Cased Opal Glass



Marble is a natural material; visible variations will occur from item to item.



A 88730-CH
Mini Pendant



B 88788-CH
8 Light Chandelier

| | Item | Type | Bulbs | Watts | W | H | Ext | Hanging Options | Features/Notes | Symbol |
|---|----------|------|-------|-------|-------|-------|-----|------------------------|----------------|---|
| A | 88730-CH | (M) | 1 | 100 | 5.75 | 24.50 | | (2) 6", 12" Rods Incl. | |  |
| B | 88788-CH | (M) | 8 | 100 | 31.25 | 24 | | (2) 6", 12" Rods Incl. | |  |

measurements shown in inches

Lusso

Chrome Finish with Marble
Cased Opal Glass

Marble is a natural material; visible variations will occur from item to item.



C **88783-CH**
3 Light Chandelier



D **88785-CH**
5 Light Chandelier

| Item | Type | Bulbs | Watts | W | H | Ext | Hanging Options | Features/Notes | Symbol |
|--------------------------|------|-------|-------|-------|-------|-----|------------------------|----------------|--------|
| C 88783-CH | (M) | 3 | 100 | 18.25 | 17 | | (2) 6", 12" Rods Incl. | | |
| D 88785-CH | (M) | 5 | 100 | 26.50 | 21.50 | | (2) 6", 12" Rods Incl. | | |

measurements shown in inches

Lusso

Chrome Finish with Marble
Cased Opal Glass

Marble is a natural material; visible variations will occur from item to item.



E **88711-CH**
Semi-Flush



F **88731-CH**
Pendant



G **88701-CH**
Wall Sconce



H **88702-CH**
2 Light Wall Sconce

| Item | Type | Bulbs | Watts | W | H | Ext | Backplate (W x H) | Features/Notes | Symbol |
|--------------------------|------|-------|-------|-------|-------|-----|------------------------|----------------|--------|
| E 88711-CH | (M) | 2 | 100 | 13.25 | 14.25 | | | | |
| F 88731-CH | (M) | 2 | 100 | 13.25 | 19.75 | | (2) 6", 12" Rods Incl. | | |
| G 88701-CH | (M) | 1 | 100 | 5.25 | 13 | 7 | 5 x 13 | | ☹ |
| H 88702-CH | (M) | 2 | 100 | 12.25 | 13 | 7 | 5 x 13 | | ☹ |

measurements shown in inches

Avara

Oil Rubbed Bronze Finish
White Fabric Shade

A **88684-ORB**
4 Light Chandelier



| Item | Type | Bulbs | Watts | W | H | Ext | Hanging Options | Features/Notes | Symbol |
|--------------------|------|-------|-------|----|-------|-----|--------------------------|----------------|--------|
| A 88684-ORB | (C) | 4 | 60 | 24 | 23.25 | | 3' Chain, 10' Wire Incl. | | |

measurements shown in inches

Avara

Oil Rubbed Bronze Finish
White Fabric Shade



B **88630-ORB**
Mini Pendant



C **88611-ORB**
Semi-Flush



D **88631-ORB**
Pendant

| Item | Type | Bulbs | Watts | W | H | Ext | Hanging Options | Features/Notes | Symbol |
|---------------------------|------|-------|-------|----|-------|-----|------------------------|------------------------------|--------|
| B 88630-ORB | (M) | 1 | 60 | 6 | 7.75 | | (2) 6", 12" Rods Incl. | | Ⓜ |
| C 88611-ORB | (M) | 2 | 100 | 13 | 10.25 | | | Frosted White Glass Diffuser | Ⓜ |
| D 88631-ORB | (M) | 3 | 100 | 18 | 7.25 | | (2) 6", 12" Rods Incl. | Frosted White Glass Diffuser | Ⓜ |

measurements shown in inches

Avara

Oil Rubbed Bronze Finish
Frosted White Glass



E **88601-ORB**
Wall Sconce



F **88602-ORB**
2 Light Bath Bar



G **88603-ORB**
3 Light Bath Bar



H **88604-ORB**
4 Light Bath Bar

| Item | Type | Bulbs | Watts | W | H | Ext | Backplate (W x H) | Features/Notes | Symbol |
|------|-----------|-------|-------|----|-------|------|-------------------|----------------|--------|
| E | 88601-ORB | (C) | 1 | 60 | 9.25 | 5.50 | 3.75 | 7 x 5.25 | ☹️ ADA |
| F | 88602-ORB | (C) | 2 | 60 | 16.50 | 5.50 | 3.75 | 13 x 5.25 | ☹️ ADA |
| G | 88603-ORB | (C) | 3 | 60 | 24 | 5.50 | 3.75 | 20.50 x 5.25 | ☹️ ADA |
| H | 88604-ORB | (C) | 4 | 60 | 33 | 5.50 | 3.75 | 29.50 x 5.25 | ☹️ ADA |

measurements shown in inches


Gramercy Park

Old Satin Brass Finish
Blown Hammered Glass or White Fabric Shade



A **87189-OSB**
9 Light Chandelier

B **87111-OSB**
Semi-Flush

| Item | Type | Bulbs | Watts | W | H | Ext | Hanging Options | Features/Notes | Symbol | |
|----------|------------------|-------|-------|-----|----|-----|-----------------|--------------------------|------------------------------------|---|
| A | 87189-OSB | (M) | 9 | 60 | 34 | 33 | | 3' Chain, 10' Wire Incl. | |  |
| B | 87111-OSB | (M) | 3 | 100 | 16 | 11 | | | White Fabric Shade, Glass Diffuser | |

measurements shown in inches

Gramercy Park

Old Satin Brass Finish
Blown Hammered Glass or White Fabric Shade

C **87131-OSB**
Pendant



D **87183-OSB**
3 Light Chandelier



E **87185-OSB**
5 Light Chandelier



| Item | Type | Bulbs | Watts | W | H | Ext | Hanging Options | Features/Notes | Symbol |
|---------------------------|------|-------|-------|-------|-------|-----|--------------------------|------------------------------------|--------|
| C 87131-OSB | (M) | 3 | 100 | 21.75 | 24.25 | | 3' Chain, 10' Wire Incl. | White Fabric Shade, Glass Diffuser | |
| D 87183-OSB | (M) | 3 | 60 | 18 | 19 | | 3' Chain, 10' Wire Incl. | | |
| E 87185-OSB | (M) | 5 | 60 | 26 | 24.25 | | 3' Chain, 10' Wire Incl. | | |

measurements shown in inches

Gramercy Park

Old Satin Brass Finish
Blown Hammered Glass



F 87130-OSB
Mini Pendant

G 87101-OSB
Wall Sconce



H 87103-OSB
3 Light Bath Bar



I 87104-OSB
4 Light Bath Bar

| Item | Type | Bulbs | Watts | W | H | Ext | Backplate (W x H) | Features/Notes | Symbol |
|--------------------|------|-------|-------|-------|----|-----|-------------------|------------------------|--------|
| F 87130-OSB | (M) | 1 | 60 | 4 | 8 | | | (2) 6", 12" Rods Incl. | |
| G 87101-OSB | (M) | 1 | 60 | 4.50 | 12 | 6 | 4.5 x 8 | | |
| H 87103-OSB | (M) | 3 | 60 | 22 | 9 | 6 | 12 x 4.5 | | |
| I 87104-OSB | (M) | 4 | 60 | 30.50 | 9 | 6 | 18 x 4.5 | | |

measurements shown in inches

Gramercy Park

Old English Bronze Finish
Blown Hammered Glass or White Fabric Shade

A 87189-OEB
9 Light Chandelier

B 87111-OEB
Semi-Flush



| | Item | Type | Bulbs | Watts | W | H | Ext | Hanging Options | Features/Notes | Symbol |
|---|-----------|------|-------|-------|----|----|-----|--------------------------|------------------------------------|--------|
| A | 87189-OEB | (M) | 9 | 60 | 34 | 33 | | 3' Chain, 10' Wire Incl. | | ⓘ |
| B | 87111-OEB | (M) | 3 | 100 | 16 | 11 | | | White Fabric Shade, Glass Diffuser | |

measurements shown in inches

Gramercy Park

Old English Bronze Finish
Blown Hammered Glass or White Fabric Shade

C

87131-OEB
Pendant



D

87183-OEB
3 Light Chandelier



E

87185-OEB
5 Light Chandelier



| Item | Type | Bulbs | Watts | W | H | Ext | Hanging Options | Features/Notes | Symbol |
|----------|------------------|-------|-------|-----|-------|-------|--------------------------|------------------------------------|--------|
| C | 87131-OEB | (M) | 3 | 100 | 21.75 | 24.25 | 3' Chain, 10' Wire Incl. | White Fabric Shade, Glass Diffuser | |
| D | 87183-OEB | (M) | 3 | 60 | 18 | 19 | 3' Chain, 10' Wire Incl. | | |
| E | 87185-OEB | (M) | 5 | 60 | 26 | 24.25 | 3' Chain, 10' Wire Incl. | | |

measurements shown in inches

Gramercy Park

Old English Bronze Finish
Blown Hammered Glass



F 87130-OEB
Mini Pendant



G 87101-OEB
Wall Sconce



H 87103-OEB
3 Light Bath Bar



I 87104-OEB
4 Light Bath Bar

| | Item | Type | Bulbs | Watts | W | H | Ext | Backplate (W x H) | Features/Notes | Symbol |
|----------|-----------|------|-------|-------|-------|----|-----|-------------------|------------------------|--------|
| F | 87130-OEB | (M) | 1 | 60 | 4 | 8 | | | (2) 6", 12" Rods Incl. | |
| G | 87101-OEB | (M) | 1 | 60 | 4.50 | 12 | 6 | 4.5 x 8 | | |
| H | 87103-OEB | (M) | 3 | 60 | 22 | 9 | 6 | 12 x 4.5 | | |
| I | 87104-OEB | (M) | 4 | 60 | 30.50 | 9 | 6 | 18 x 4.5 | | |

measurements shown in inches

Hyde Park

Vintage Gold Finish
Cased Opal Glass



A **87938-VTG**
4 Light Island

B **87984-VTG**
4 Light Chandelier

| | Item | Type | Bulbs | Watts | W | H | D | Hanging Options | Features/Notes | Symbol |
|---|-----------|------|-------|-------|-------|-------|---|--------------------------|----------------|--------|
| A | 87938-VTG | (M) | 4 | 100 | 35.75 | 14.25 | | (4) 6", 12" Rods Incl. | | |
| B | 87984-VTG | (M) | 4 | 100 | 24 | 17 | | 3' Chain, 10' Wire Incl. | | ⓘ |

measurements shown in inches

Hyde Park

Vintage Gold Finish
White Fabric Shade



C 87953-VTG
3 Light Foyer



D 87954-VTG
4 Light Foyer



E 87931-VTG
Pendant

| Item | Type | Bulbs | Watts | W | H | D | Hanging Options | Features/Notes | Symbol |
|------|-----------|-------|-------|-----|-------|-------|--------------------------|--------------------|--------|
| C | 87953-VTG | (M) | 3 | 60 | 16.25 | 28.25 | 3' Chain, 10' Wire Incl. | White Fabric Shade | |
| D | 87954-VTG | (M) | 4 | 60 | 21 | 35.50 | 3' Chain, 10' Wire Incl. | White Fabric Shade | |
| E | 87931-VTG | (M) | 3 | 100 | 21 | 20.25 | 3' Chain, 10' Wire Incl. | White Fabric Shade | |

measurements shown in inches

Hyde Park

Vintage Gold Finish
Cased Opal Glass



F 87930-VTG
Mini Pendant



G 87901-VTG
Wall Sconce



H 87903-VTG
3 Light Bath Bar



I 87904-VTG
4 Light Bath Bar

| Item | Type | Bulbs | Watts | W | H | Ext | Backplate (W x H) | Features/Notes | Symbol |
|-------------|------|-------|-------|------|-------|------|-------------------|------------------------|--------|
| F 87930-VTG | (M) | 1 | 100 | 9.50 | 14.25 | | | (2) 6", 12" Rods Incl. | |
| G 87901-VTG | (M) | 1 | 100 | 5 | 8.75 | 5.75 | 4.5 x 8.5 | | |
| H 87903-VTG | (M) | 3 | 100 | 24 | 9 | 5.75 | 6.75 x 4.75 | | |
| I 87904-VTG | (M) | 4 | 100 | 32 | 9 | 5.75 | 6.75 x 4.75 | | |

measurements shown in inches




Elements

Charcoal Finish
Rain Glass



A **86588-CHA**
8 Light Chandelier

B **86511-CHA**
Semi-Flush

| Item | Type | Bulbs | Watts | W | H | Ext | Hanging Options | Features/Notes | Symbol |
|---------------------------|------|-------|-------|----|----|-----|------------------------|----------------|---|
| A 86588-CHA | (M) | 8 | 60 | 32 | 23 | | (2) 6", 12" Rods Incl. | Bulbs Incl. |   |
| B 86511-CHA | (M) | 4 | 60 | 17 | 13 | | | Bulbs Incl. |  |

measurements shown in inches

Elements

Charcoal Finish
Rain Glass









C **86530-CHA**
Mini Pendant



D **86556-CHA**
6 Light Foyer



E **86586-CHA**
6 Light Chandelier

| | Item | Type | Bulbs | Watts | W | H | Ext | Hanging Options | Features/Notes | Symbol |
|----------|------------------|------|-------|-------|-------|-------|-----|------------------------|----------------|---|
| C | 86530-CHA | (M) | 1 | 60 | 6.25 | 11.75 | | (2) 6", 12" Rods Incl. | Bulb Incl. |   |
| D | 86556-CHA | (M) | 6 | 60 | 18.25 | 30.25 | | (2) 6", 12" Rods Incl. | Bulbs Incl. |   |
| E | 86586-CHA | (M) | 6 | 60 | 25 | 22.25 | | (2) 6", 12" Rods Incl. | Bulbs Incl. |   |

measurements shown in inches

Elements

Charcoal Finish
Rain Glass







F 86501-CHA
Wall Sconce



G 86503-CHA
3 Light Bath Bar



H 86504-CHA
4 Light Bath Bar

| Item | Type | Bulbs | Watts | W | H | Ext | Backplate (W x H) | Features/Notes | Symbol |
|--------------------|------|-------|-------|-------|-------|------|---------------------|----------------|---|
| F 86501-CHA | (M) | 1 | 60 | 6 | 10.75 | 5.50 | 4.5 x 8 | Bulb Incl. |   |
| G 86503-CHA | (M) | 3 | 60 | 24 | 7.25 | 5.25 | 8 x 4.5 | Bulbs Incl. |   |
| H 86504-CHA | (M) | 4 | 60 | 31.25 | 7.25 | 5.25 | 12 x 4.25 | Bulbs Incl. |   |

measurements shown in inches

Palencia

Artisan Pardo Wash Finish
Clear Seedy Glass



Convertible



A 87585-APW
5 Light Chandelier

B 87511-APW
Semi-Flush / Pendant

| Item | Type | Bulbs | Watts | W | H | Ext | Hanging Options | Features/Notes | Symbol |
|--------------------|------|-------|-------|----|-------|-----|--------------------------|-----------------------------|--------|
| A 87585-APW | (C) | 5 | 60 | 24 | 25.75 | | 3' Chain, 10' Wire Incl. | | ⓘ |
| B 87511-APW | (C) | 4 | 60 | 16 | 12 | | 3' Chain, 10' Wire Incl. | Convert to Pendant 14.25" H | |

measurements shown in inches

Palencia

Artisan Pardo Wash Finish
Clear Seedy Glass




C 87501-APW
Wall Sconce




D 87554-APW
4 Light Foyer



E 87538-APW
6 Light Linear Chandelier



F 87530-APW
Mini Pendant

| Item | Type | Bulbs | Watts | W | H | Ext | Hanging Options | Features/Notes | Symbol |
|--------------------|------|-------|-------|-------|-------|-------|------------------------------|----------------|---|
| C 87501-APW | (M) | 1 | 100 | 8 | 9.50 | 5.75 | | | |
| D 87554-APW | (C) | 4 | 60 | 14.75 | 31.25 | | 3' Chain, 10' Wire Incl. | |  |
| E 87538-APW | (C) | 6 | 60 | 38 | 22.25 | 13.75 | (2) 5' Chain, 12' Wire Incl. | 13.75" Depth |  |
| F 87530-APW | (M) | 1 | 100 | 6.50 | 13.25 | | 6" 12", 18" Rods Incl. | |  |

measurements shown in inches

Del Ray

Flemish Bronze Finish
White Opal Glass or White Fabric Shades



A **83889-FBZ**
9 Light Chandelier

| Item | Type | Bulbs | Watts | W | H | Ext | Hanging Options | Features/Notes | Symbol |
|--------------------|------|-------|-------|----|-------|-----|---------------------------|------------------|--------|
| A 83889-FBZ | (M) | 9 | 100 | 34 | 26.25 | | 10' Chain, 12' Wire Incl. | White Opal Glass | |

measurements shown in inches

Del Ray

Flemish Bronze Finish
White Opal Glass or White Fabric Shades



B **83884-FBZ**
4 Light Chandelier



C **83831-FBZ**
Pendant



D **83886-FBZ**
6 Light Chandelier

| Item | Type | Bulbs | Watts | W | H | Ext | Hanging Options | Features/Notes | Symbol |
|--------------------|------|-------|-------|-------|-------|-----|--------------------------|--------------------|--------|
| B 83884-FBZ | (M) | 4 | 100 | 22 | 21 | | 3' Chain, 10' Wire Incl. | White Opal Glass | |
| C 83831-FBZ | (M) | 3 | 100 | 21.75 | 23 | | 3' Chain, 10' Wire Incl. | White Fabric Shade | |
| D 83886-FBZ | (M) | 6 | 100 | 28 | 23.50 | | 3' Chain, 10' Wire Incl. | White Opal Glass | |

measurements shown in inches

Del Ray

Flemish Bronze Finish
White Opal Glass or White Fabric Shades



E 83801-FBZ
Wall Sconce



F 83811-FBZ
Semi-Flush










G 83830-FBZ
Mini Pendant



H 83803-FBZ
3 Light Bath Bar



I 83804-FBZ
4 Light Bath Bar

| Item | Type | Bulbs | Watts | W | H | Ext | Backplate (W x H) | Features/Notes | Symbol |
|-------------|------|-------|-------|-------|-------|-----|-------------------|-------------------------|---|
| E 83801-FBZ | (M) | 1 | 100 | 5 | 16.50 | 6 | 5 x 7 | White Opal Glass |   |
| F 83811-FBZ | (M) | 3 | 60 | 17.50 | 11.50 | | | White Fabric Shade | |
| G 83830-FBZ | (M) | 1 | 100 | 6 | 15 | | | 6", 12", 18" Rods Incl. |  |
| H 83803-FBZ | (M) | 3 | 100 | 24 | 6.50 | 6 | 7 x 5 | White Opal Glass |   |
| I 83804-FBZ | (M) | 4 | 100 | 31.50 | 6.50 | 6 | 7 x 5 | White Opal Glass |   |

measurements shown in inches

Fusion

Biscayne Bronze Finish

Clear and Frosted White Glass or White and Organza Fabric Shades



A **86189-BBR**
9 Light Chandelier

B **86111-BBR**
Semi-Flush

| Item | Type | Bulbs | Watts | W | H | Ext | Hanging Options | Features/Notes | Symbol |
|------|-----------|-------|-------|-----|-------|-------|------------------------|--|--------|
| A | 86189-BBR | (M) | 9 | 100 | 31.75 | 40.75 | (4) 6", 12" Rods Incl. | | |
| B | 86111-BBR | (M) | 2 | 100 | 16 | 11.75 | | White and Organza Fabric Shade, Glass Diffuser | |

measurements shown in inches

Fusion

Biscayne Bronze Finish

Clear and Frosted White Glass or White and Organza Fabric Shades

C **86184-BBR**
4 Light Chandelier



D **86131-BBR**
Pendant



E **86186-BBR**
6 Light Chandelier



| Item | Type | Bulbs | Watts | W | H | Ext | Hanging Options | Features/Notes | Symbol |
|----------|------------------|-------|-------|-----|-------|-------|------------------------|--|--------|
| C | 86184-BBR | (M) | 4 | 100 | 23.25 | 33.50 | (4) 6", 12" Rods Incl. | | |
| D | 86131-BBR | (M) | 3 | 60 | 21.75 | 39.75 | (4) 6", 12" Rods Incl. | White and Organza Fabric Shade, Glass Diffuser | |
| E | 86186-BBR | (M) | 6 | 100 | 27.50 | 33.25 | (4) 6", 12" Rods Incl. | | |

measurements shown in inches

Fusion

Biscayne Bronze Finish

Clear and Frosted White Glass or White and Organza Fabric Shades



F 86101-BBR
Wall Sconce

G 86130-BBR
Mini Pendant



H 86103-BBR
3 Light Bath Bar



I 86104-BBR
4 Light Bath Bar

| | Item | Type | Bulbs | Watts | W | H | Ext | Backplate (W x H) | Features/Notes | Symbol |
|----------|-----------|------|-------|-------|-------|------|------|---------------------|------------------------|--------|
| F | 86101-BBR | (M) | 1 | 100 | 6.50 | 8.25 | 7.75 | 4.5 x 8 | | |
| G | 86130-BBR | (M) | 1 | 100 | 6.50 | 11 | | | (2) 6", 12" Rods Incl. | |
| H | 86103-BBR | (M) | 3 | 100 | 24.25 | 7.50 | 7.50 | 8 x 4.5 | | |
| I | 86104-BBR | (M) | 4 | 100 | 33.25 | 7.50 | 7.50 | 8 x 4.5 | | |

measurements shown in inches


Darby

Weathered Iron Finish
Clear Seedy Glass



A **87085-WI**
5 Light Chandelier



| Item | Type | Bulbs | Watts | W | H | Ext | Hanging Options | Features/Notes | Symbol |
|-------------------|------|-------|-------|----|----|-----|--------------------------|----------------|---|
| A 87085-WI | (M) | 5 | 100 | 24 | 21 | | 3' Chain, 10' Wire Incl. | |  |

measurements shown in inches



B 87011-WI
Semi-Flush



C 87031-WI
Pendant



D 87083-WI
3 Light Chandelier

| Item | Type | Bulbs | Watts | W | H | Ext | Hanging Options | Features/Notes | Symbol |
|-------------------|------|-------|-------|-------|-------|-----|--------------------------|----------------|--------|
| B 87011-WI | (M) | 2 | 100 | 12 | 11.75 | | | | |
| C 87031-WI | (M) | 3 | 100 | 16.50 | 21 | | 3' Chain, 10' Wire Incl. | | |
| D 87083-WI | (M) | 3 | 100 | 21 | 21 | | 3' Chain, 10' Wire Incl. | | |

measurements shown in inches

Darby

Weathered Iron Finish
Clear Seedy Glass








E **87001-WI**
Wall Sconce



G **87030-WI**
Mini Pendant





F **87003-WI**
3 Light Bath Bar

| Item | Type | Bulbs | Watts | W | H | Ext | Backplate (W x H) | Features/Notes | Symbol |
|--------------------------|------|-------|-------|------|-------|-------|---------------------|------------------------|---|
| E 87001-WI | (M) | 1 | 100 | 5.75 | 10.25 | 10.25 | 5" Diameter | |   |
| F 87003-WI | (M) | 3 | 100 | 24 | 9.75 | 7.50 | 24 x 4.5 | |   |
| G 87030-WI | (M) | 1 | 100 | 5.75 | 10.50 | | | (2) 6", 12" Rods Incl. |  |

measurements shown in inches



A **86885-BZ**
5 Light Chandelier

| Item | Type | Bulbs | Watts | W | H | Ext | Hanging Options | Features/Notes | Symbol |
|-------------------|------|-------|-------|----|----|-----|--------------------------|----------------|---|
| A 86885-BZ | (M) | 5 | 60 | 25 | 21 | | 3' Chain, 10' Wire Incl. | Bulbs Incl. |   |

measurements shown in inches

Brooklyn




Bronze Finish

B **86883-BZ**
3 Light Chandelier



C **86821-BZ**
Flushmount




| Item | Type | Bulbs | Watts | W | H | Ext | Hanging Options | Features/Notes | Symbol |
|-------------------|------|-------|-------|----|-------|-----|--------------------------|----------------|---|
| B 86883-BZ | (M) | 3 | 60 | 21 | 19.75 | | 3' Chain, 10' Wire Incl. | Bulbs Incl. |   |
| C 86821-BZ | (M) | 3 | 60 | 16 | 9.25 | | | Bulbs Incl. |  |

measurements shown in inches



D 86801-BZ
Wall Sconce








E 86830-BZ
Mini Pendant



Convertible



F 86811-BZ
Semi-Flush/Pendant

| Item | Type | Bulbs | Watts | W | H | Ext | Backplate (W x H) | Features/Notes | Symbol |
|------------|------|-------|-------|------|-------|-----|---------------------|--|---|
| D 86801-BZ | (M) | 1 | 60 | 4.50 | 9 | 7 | 4.5 x 7 | Bulb Incl. |   |
| E 86830-BZ | (M) | 1 | 60 | 5 | 7.75 | | | (2) 6", 12" Rods Incl. / Bulb Incl. |   |
| F 86811-BZ | (M) | 3 | 60 | 18 | 16.75 | | | 3' Chain, 10' Wire Incl. / Bulbs Incl. |  |

measurements shown in inches




Newbury Station

Old Satin Brass Finish
Metal Shade



A **85485-OSB**
5 Light Chandelier

B **85401-OSB**
Wall Sconce

| Item | Type | Bulbs | Watts | W | H | Ext | Backplate (W x H) | Features/Notes | Symbol |
|------|-----------|-------|-------|----|-------|-------|-------------------|--------------------------------------|---|
| A | 85485-OSB | (M) | 5 | 60 | 31.50 | 25.75 | | 3' Chain, 10' Wire Incl./Bulbs Incl. |   |
| B | 85401-OSB | (M) | 1 | 60 | 8 | 8 | 4.50 x 8 | Bulb Incl. |  |

measurements shown in inches

Newbury Station

Old Satin Brass Finish
Metal Shade








C 85432-OSB
Pendant

D 85431-OSB
Pendant



E 85438-OSB
3 Light Island



| Item | Type | Bulbs | Watts | W | H | Ext | Hanging Options | Features/Notes | Symbol |
|------|-----------|-------|-------|----|-------|-------|--------------------------|----------------|---|
| C | 85432-OSB | (M) | 1 | 60 | 15 | 9 | 3' Chain, 10' Wire Incl. | Bulb Incl. |   |
| D | 85431-OSB | (M) | 3 | 60 | 19.75 | 19.75 | 3' Chain, 10' Wire Incl. | |  |
| E | 85438-OSB | (M) | 3 | 60 | 36.50 | 18.75 | 3' Chain, 10' Wire Incl. | Bulbs Incl. |   |

measurements shown in inches

Newbury Station

Old Satin Brass Finish
Metal Shade

F 85411-OSB
Semi-Flush



G 85483-OSB
3 Light Chandelier



H 85430-OSB
Mini Pendant



| Item | Type | Bulbs | Watts | W | H | Ext | Hanging Options | Features/Notes | Symbol |
|-------------|------|-------|-------|-------|-------|-----|--------------------------|----------------|--------|
| F 85411-OSB | (M) | 3 | 60 | 18 | 8.25 | | | Bulbs Incl. | |
| G 85483-OSB | (M) | 3 | 60 | 22.75 | 22.75 | | 3' Chain, 10' Wire Incl. | Bulbs Incl. | |
| H 85430-OSB | (M) | 1 | 60 | 10.75 | 6.25 | | (3) 9.5" Rods Incl. | Bulb Incl. | |

measurements shown in inches

A **84186-CHA**
6 Light Chandelier



B **84130-CHA**
Mini Pendant



| Item | Type | Bulbs | Watts | W | H | Ext | Hanging Options | Features/Notes | Symbol |
|---------------------------|------|-------|-------|----|-------|-----|--------------------------|----------------|--------|
| A 84186-CHA | (M) | 6 | 100 | 28 | 28.75 | | 3' Chain, 10' Wire Incl. | | |
| B 84130-CHA | (M) | 1 | 100 | 6 | 17.50 | | 6", 12", 18" Rods Incl. | | |

measurements shown in inches



C **84183-CHA**
3 Light Chandelier

D **84111-CHA**
Semi-Flush



E **84131-CHA**
Pendant



| Item | Type | Bulbs | Watts | W | H | Ext | Hanging Options | Features/Notes | Symbol |
|---------------------------|------|-------|-------|-------|-------|-----|--------------------------|----------------|--------|
| C 84183-CHA | (M) | 3 | 100 | 18 | 16.25 | | 3' Chain, 10' Wire Incl. | | |
| D 84111-CHA | (M) | 3 | 60 | 13.50 | 9.25 | | | | |
| E 84131-CHA | (M) | 3 | 100 | 16.50 | 22 | | 3' Chain, 10' Wire Incl. | | |

measurements shown in inches



F **84101-CHA**
Wall Sconce



G **84103-CHA**
3 Light Bath Bar



H **84104-CHA**
4 Light Bath Bar

| Item | Type | Bulbs | Watts | W | H | Ext | Backplate (W x H) | Features/Notes | Symbol |
|---------------------------|------|-------|-------|-------|-------|------|-------------------|----------------|--------|
| F 84101-CHA | (M) | 1 | 100 | 5 | 14.75 | 5.50 | 5 x 14.75 | | |
| G 84103-CHA | (M) | 3 | 100 | 29 | 5 | 4.50 | 29 x 5 | | |
| H 84104-CHA | (M) | 4 | 100 | 38.75 | 5 | 4.50 | 38.75 x 5 | | |

measurements shown in inches

Mason

Satin Bronze Finish
Frosted Seedy Glass



A 87730-SB
Mini Pendant



B 87711-SB
Semi-Flush



C 87785-SB
5 Light Chandelier



Frosted Seedy Glass

| Item | Type | Bulbs | Watts | W | H | Ext | Hanging Options | Features/Notes | Symbol |
|------------|------|-------|-------|------|-------|-----|--------------------------|----------------|--------|
| A 87730-SB | (M) | 1 | 60 | 8.25 | 16.25 | | 3' Chain, 10' Wire Incl. | | |
| B 87711-SB | (M) | 2 | 60 | 14 | 15 | | | | |
| C 87785-SB | (M) | 5 | 60 | 30 | 24 | | 3' Chain, 10' Wire Incl. | | |

measurements shown in inches

Mason

Satin Bronze Finish
Frosted Seedy Glass



D 87731-SB
Pendant



E 87783-SB
3 Light Chandelier



F 87738-SB
3 Light Island

| Item | Type | Bulbs | Watts | W | H | Ext | Hanging Options | Features/Notes | Symbol |
|------|----------|-------|-------|----|-------|-------|------------------------------|----------------|--------|
| D | 87731-SB | (M) | 2 | 60 | 14 | 23.75 | 3' Chain, 10' Wire Incl. | | |
| E | 87783-SB | (M) | 3 | 60 | 26.25 | 22.25 | 3' Chain, 10' Wire Incl. | | |
| F | 87738-SB | (M) | 3 | 60 | 31.25 | 21.25 | (2) 3' Chain, 10' Wire Incl. | | |

measurements shown in inches

Mission Ridge

Warm Mahogany Finish
Goldenrod Glass



A 82121-WM
Flushmount

C 82130-WM
Mini Pendant



B 82189-WM
9 Light Chandelier

| Item | Type | Bulbs | Watts | W | H | Ext | Hanging Options | Features/Notes | Symbol |
|------|----------|-------|-------|-----|----|-------|---------------------------|----------------|--------|
| A | 82121-WM | (M) | 2 | 60 | 13 | 5 | | | |
| B | 82189-WM | (M) | 9 | 100 | 30 | 32 | 10' Chain, 12' Wire Incl. | | Ⓢ Ⓡ |
| C | 82130-WM | (M) | 1 | 100 | 6 | 10.25 | 6", 12", 18" Rods Incl. | | Ⓡ |

measurements shown in inches


Mission Ridge

Warm Mahogany Finish
Goldenrod Glass



D 82111-WM
Semi-Flush

E 82131-WM
Pendant




F 82186-WM
6 Light Chandelier

| Item | Type | Bulbs | Watts | W | H | Ext | Hanging Options | Features/Notes | Symbol |
|------|----------|-------|-------|-----|-------|-------|--------------------------|----------------|--------|
| D | 82111-WM | (M) | 2 | 100 | 13 | 10 | | | |
| E | 82131-WM | (M) | 3 | 100 | 18.50 | 22 | 3' Chain, 10' Wire Incl. | | |
| F | 82186-WM | (M) | 6 | 100 | 27 | 25.50 | 3' Chain, 10' Wire Incl. | | |

measurements shown in inches

Mission Ridge

Warm Mahogany Finish
Goldenrod Glass



Distinctive Mission Design

G **82183-WM**
3 Light Down Chandelier



H **82138-WM**
4 Light Island



| Item | Type | Bulbs | Watts | W | H | Ext | Hanging Options | Features/Notes | Symbol |
|-------------------|------|-------|-------|-------|-------|------|-----------------------------|----------------|--------|
| G 82183-WM | (M) | 3 | 100 | 23 | 23 | | 3' Chain, 10' Wire Incl. | | ⓘ |
| H 82138-WM | (M) | 4 | 100 | 35.50 | 11.50 | 4.75 | (2) 6", 12", 18" Rods Incl. | | |

measurements shown in inches

Mission Ridge

Warm Mahogany Finish
Goldenrod Glass



I 82101-WM
Wall Sconce



J 82102-WM
2 Light Bath Bar



K 82103-WM
3 Light Bath Bar



L 82104-WM
4 Light Bath Bar

| Item | Type | Bulbs | Watts | W | H | Ext | Backplate (W x H) | Features/Notes | Symbol |
|------|----------|-------|-------|-----|-------|-------|-------------------|----------------|--------|
| I | 82101-WM | (M) | 1 | 100 | 5 | 10.50 | 7 | 5 x 7 | |
| J | 82102-WM | (M) | 2 | 100 | 14.50 | 9.25 | 7 | 5 x 7 | |
| K | 82103-WM | (M) | 3 | 100 | 23.50 | 9.25 | 7 | 5 x 7 | |
| L | 82104-WM | (M) | 4 | 100 | 29.50 | 9.25 | 7 | 5 x 7 | |

measurements shown in inches

Austin

Weathered Saddle Finish
Satin Crepe Glass



A 97331-WSD
Pendant



B 973812-WSD
12 Light Chandelier

| Item | Type | Bulbs | Watts | W | H | Ext | Hanging Options | Features/Notes | Symbol | |
|------|------------|-------|-------|-----|-------|-------|-----------------|---------------------------|--------|--|
| A | 97331-WSD | (M) | 3 | 100 | 21.25 | 30.50 | | 3' Chain, 10' Wire Incl. | | |
| B | 973812-WSD | (M) | 12 | 100 | 36 | 33 | | 10' Chain, 12' Wire Incl. | | |

measurements shown in inches

Austin

Weathered Saddle Finish
Satin Crepe Glass




C **97311-WSD**
Semi-Flush



Weathered Saddle Finish



D **97386-WSD**
6 Light Chandelier

| Item | Type | Bulbs | Watts | W | H | Ext | Hanging Options | Features/Notes | Symbol |
|--------------------|------|-------|-------|-------|-------|-----|--------------------------|----------------|---|
| C 97311-WSD | (M) | 3 | 60 | 16.25 | 11.50 | | | | |
| D 97386-WSD | (M) | 6 | 100 | 27.25 | 24.25 | | 3' Chain, 10' Wire Incl. | |  |

measurements shown in inches

Austin

Weathered Saddle Finish
Satin Crepe Glass

E 97330-WSD
Mini Pendant



F 97301-WSD
Wall Sconce



Weathered Saddle Finish

G 97302-WSD
2 Light Bath Bar



H 97303-WSD
3 Light Bath Bar



| Item | Type | Bulbs | Watts | W | H | Ext | Backplate (W x H) | Features/Notes | Symbol |
|-------------|------|-------|-------|-------|-------|------|---------------------|-------------------------|--------|
| E 97330-WSD | (M) | 1 | 100 | 5.75 | 12.25 | | | 6", 12", 18" Rods Incl. | |
| F 97301-WSD | (M) | 1 | 100 | 5.50 | 10 | 8.25 | 5.50 x 6 | | |
| G 97302-WSD | (M) | 2 | 100 | 17.50 | 10 | 7.50 | 7.50 x 5.25 | | |
| H 97303-WSD | (M) | 3 | 100 | 27.50 | 10 | 7.50 | 7.50 x 5.25 | | |



measurements shown in inches

Castello

Tuscana Finish
Antique Linen Glass

A **83689-TU**
9 Light Chandelier



| Item | Type | Bulbs | Watts | W | H | Ext | Hanging Options | Features/Notes | Symbol |
|-------------------|------|-------|-------|-------|-------|-----|---------------------------|----------------|---|
| A 83689-TU | (M) | 9 | 100 | 29.50 | 32.50 | | 10' Chain, 12' Wire Incl. | |   |

measurements shown in inches

Castello

Tuscana Finish
Antique Linen Glass



B 83611-TU
Semi-Flush

C 83630-TU
Mini Pendant



D 83686-TU
6 Light Chandelier

| Item | Type | Bulbs | Watts | W | H | Ext | Hanging Options | Features/Notes | Symbol |
|-------------------|------|-------|-------|-------|-------|-----|--------------------------|----------------|--------|
| B 83611-TU | (M) | 2 | 100 | 15.50 | 11 | | | | |
| C 83630-TU | (M) | 1 | 100 | 5.50 | 12 | | 6", 12", 18" Rods Incl. | | |
| D 83686-TU | (M) | 6 | 100 | 24.50 | 24.25 | | 3' Chain, 10' Wire Incl. | | |

measurements shown in inches

Castello

Tuscana Finish
Antique Linen Glass

E **83601-TU**
Wall Sconce



F **83603-TU**
3 Light Bath Bar



G **83604-TU**
4 Light Bath Bar

| Item | Type | Bulbs | Watts | W | H | Ext | Backplate (W x H) | Features/Notes | Symbol |
|------|----------|-------|-------|-----|-------|-------|-------------------|----------------|--------|
| E | 83601-TU | (M) | 1 | 100 | 4.50 | 12.25 | 6 | 4.50 x 11.75 | |
| F | 83603-TU | (M) | 3 | 100 | 22.50 | 7.75 | 5.50 | 10 x 4.50 | |
| G | 83604-TU | (M) | 4 | 100 | 30 | 7.75 | 5.50 | 10 x 4.50 | |

measurements shown in inches


Echo

Satin Platinum Finish
Clear Glass

A **87889-SP**
9 Light Chandelier



B **87830-3-SP**
3 Light Mini Pendant

| Item | Type | Bulbs | Watts | W | H | Ext | Hanging Options | Features/Notes | Symbol |
|------|------------|-------|-------|----|-------|-------|-----------------|-------------------------------|---|
| A | 87889-SP | (M) | 9 | 60 | 25 | 37.25 | | 3' Chain, 10' Wire Incl. |  |
| B | 87830-3-SP | (M) | 3 | 60 | 11.25 | 24.25 | | (3) 3' Adjustable Cords Incl. | |

measurements shown in inches

Echo

Satin Platinum Finish
Clear Glass

C **87885-SP**
5 Light Chandelier



D **87883-SP**
3 Light Chandelier



| Item | Type | Bulbs | Watts | W | H | Ext | Hanging Options | Features/Notes | Symbol |
|----------|-----------------|-------|-------|----|-------|-------|--------------------------|----------------|--------|
| C | 87885-SP | (M) | 5 | 60 | 22.50 | 30 | 3' Chain, 10' Wire Incl. | | |
| D | 87883-SP | (M) | 3 | 60 | 20 | 23.75 | 3' Chain, 10' Wire Incl. | | |

measurements shown in inches

Echo

Satin Platinum Finish
Clear Glass



E 87830-SP
Mini Pendant



F 87801-SP
Wall Sconce



G 87803-SP
3 Light Bath Bar



H 87804-SP
4 Light Bath Bar

| Item | Type | Bulbs | Watts | W | H | Ext | Backplate (W x H) | Features/Notes | Symbol |
|------|----------|-------|-------|----|-------|-------|-------------------|--------------------------|--------|
| E | 87830-SP | (M) | 1 | 60 | 4.50 | 7.75 | | 3' Adjustable Cord Incl. | |
| F | 87801-SP | (M) | 1 | 60 | 4.50 | 12.75 | 7.50 | 4.75" Diameter | |
| G | 87803-SP | (M) | 3 | 60 | 24.75 | 8 | 6.50 | 5.25" Diameter | |
| H | 87804-SP | (M) | 4 | 60 | 35 | 8 | 6.50 | 5.25" Diameter | |

measurements shown in inches

Grand Plaza

Satin Platinum Finish
Satin White Glass



A **85789-SP**
9 Light Chandelier

B **85711-SP**
Semi-Flush

| | Item | Type | Bulbs | Watts | W | H | Ext | Hanging Options | Features/Notes | Symbol |
|----------|-----------------|------|-------|-------|----|----|-----|------------------------|----------------|--------|
| A | 85789-SP | (C) | 9 | 60 | 28 | 24 | | (2) 6", 12" Rods Incl. | | Ⓜ |
| B | 85711-SP | (M) | 2 | 100 | 13 | 11 | | | | |

measurements shown in inches

Grand Plaza

Satin Platinum Finish
Satin White Glass



C **85730-SP**
Mini Pendant



D **85783-SP**
3 Light Chandelier



E **85786-SP**
6 Light Chandelier

| Item | Type | Bulbs | Watts | W | H | Ext | Hanging Options | Features/Notes | Symbol |
|--------------------------|------|-------|-------|------|-------|-----|------------------------|----------------|--------|
| C 85730-SP | (M) | 1 | 100 | 6.50 | 13.50 | | (2) 6", 12" Rods Incl. | | |
| D 85783-SP | (C) | 3 | 60 | 16 | 20 | | (2) 6", 12" Rods Incl. | | |
| E 85786-SP | (C) | 6 | 60 | 25 | 23.50 | | (2) 6", 12" Rods Incl. | | |

measurements shown in inches

Grand Plaza

Satin Platinum Finish
Satin White Glass



F **85701-SP**
Wall Sconce



G **85703-SP**
3 Light Bath Bar



H **85704-SP**
4 Light Bath Bar

| Item | Type | Bulbs | Watts | W | H | Ext | Backplate (W x H) | Features/Notes | Symbol |
|------|----------|-------|-------|-----|------|-------|-------------------|----------------|--------|
| F | 85701-SP | (C) | 1 | 60 | 6.50 | 13.75 | 5.75 | 5 x 8 | |
| G | 85703-SP | (M) | 3 | 100 | 24 | 10.75 | 7 | 8 x 5 | |
| H | 85704-SP | (M) | 4 | 100 | 33 | 10.75 | 7 | 8 x 5 | |

measurements shown in inches



Palatial

Chrome Finish with Crystal Accents
White Opal Glass or White Fabric Shades



A **84289-CH**
9 Light Chandelier

B **84211-CH**
Semi-Flush

| Item | Type | Bulbs | Watts | W | H | Ext | Hanging Options | Features/Notes | Symbol |
|------|----------|-------|-------|-----|-------|-------|---------------------------|------------------------------------|---|
| A | 84289-CH | (C) | 9 | 60 | 31.50 | 35 | 10' Chain, 12' Wire Incl. | Crystal Accents |   |
| B | 84211-CH | (M) | 3 | 100 | 15.75 | 11.25 | | White Fabric Shade, Glass Diffuser | |

measurements shown in inches

Palatial

Chrome Finish with Crystal Accents
White Opal Glass or White Fabric Shades

C **84231-CH**
Pendant



Crystal Column

E **84286-CH**
6 Light Chandelier



D **84283-CH**
3 Light Chandelier



| Item | Type | Bulbs | Watts | W | H | Ext | Hanging Options | Features/Notes | Symbol |
|-------------------|------|-------|-------|-------|-------|-----|--------------------------|------------------------------------|--------|
| C 84231-CH | (M) | 3 | 100 | 21 | 23.50 | | 3' Chain, 10' Wire Incl. | White Fabric Shade, Glass Diffuser | |
| D 84283-CH | (C) | 3 | 60 | 17.50 | 20.50 | | 3' Chain, 10' Wire Incl. | | |
| E 84286-CH | (C) | 6 | 60 | 27 | 27.50 | | 3' Chain, 10' Wire Incl. | | |

measurements shown in inches

Palatial

Chrome Finish with Crystal Accents
White Opal Glass



F **84230-CH**
Mini Pendant



G **84201-CH**
Wall Sconce



H **84203-CH**
3 Light Bath Bar

I **84204-CH**
4 Light Bath Bar



| | Item | Type | Bulbs | Watts | W | H | Ext | Backplate Dimensions | Features/Notes | Symbol |
|----------|-----------------|------|-------|-------|-------|-------|------|----------------------|--------------------------|--------|
| F | 84230-CH | (C) | 1 | 60 | 6 | 12.25 | | | 6", 12", 18", Rods Incl. | |
| G | 84201-CH | (C) | 1 | 60 | 4.75 | 10.75 | 5.75 | 4.75 x 7.50 | | |
| H | 84203-CH | (C) | 3 | 60 | 22.50 | 9.75 | 5.75 | 7.50 x 4.75 | | |
| I | 84204-CH | (C) | 4 | 60 | 29.50 | 9.75 | 5.75 | 8.75 x 4.75 | | |

measurements shown in inches

Omega

Satin Platinum Finish
Etched Glass and Clear Ring Detail or White Fabric Shade



B **86611-SP**
Semi-Flush

A **86689-SP**
9 Light Chandelier



| | Item | Type | Bulbs | Watts | W | H | Ext | Hanging Options | Features/Notes | Symbol |
|----------|-----------------|------|-------|-------|----|-------|-----|------------------------|--------------------------------|--------|
| A | 86689-SP | (M) | 9 | 100 | 32 | 15.50 | | (2) 6", 12" Rods Incl. | Adjustable Height | |
| B | 86611-SP | (M) | 3 | 100 | 16 | 12 | | | Fabric Shade, Acrylic Diffuser | |

measurements shown in inches

Omega

Satin Platinum Finish
Etched Glass and Clear Ring Detail or White Fabric Shade



C 86631-SP
Pendant



D 86683-SP
3 Light Chandelier



E 86686-SP
6 Light Chandelier

| Item | Type | Bulbs | Watts | W | H | Ext | Hanging Options | Features/Notes | Symbol |
|-------------------|------|-------|-------|-------|------|-----|------------------------|--------------------------------------|--------|
| C 86631-SP | (C) | 6 | 60 | 21 | 9.25 | | (2) 6", 12" Rods Incl. | Adjustable Height/White Fabric Shade | |
| D 86683-SP | (M) | 3 | 100 | 20.75 | 8.50 | | (2) 6", 12" Rods Incl. | Adjustable Height | |
| E 86686-SP | (M) | 6 | 100 | 25.50 | 8.50 | | (2) 6", 12" Rods Incl. | Adjustable Height | |

measurements shown in inches

Omega

Satin Platinum Finish
Etched Glass and Clear Ring Detail or White Fabric Shade



F **86601-SP**
Wall Sconce








G **86630-SP**
Mini Pendant



H **86603-SP**
3 Light Bath Bar



I **86604-SP**
4 Light Bath Bar

| | Item | Type | Bulbs | Watts | W | H | Ext | Backplate (W x H) | Features/Notes | Symbol |
|----------|-----------------|------|-------|-------|-------|-------|------|---------------------|------------------------|---|
| F | 86601-SP | (M) | 1 | 100 | 6.50 | 7.75 | 5.50 | 6.5 x 5.25 | |   |
| G | 86630-SP | (M) | 1 | 100 | 11.75 | 12.75 | | | (2) 6", 12" Rods Incl. |  |
| H | 86603-SP | (M) | 3 | 100 | 20.25 | 7.75 | 5.50 | 20.25 x 5.25 | |   |
| I | 86604-SP | (M) | 4 | 100 | 27.25 | 7.75 | 5.50 | 27.25 x 5.25 | |   |

measurements shown in inches

Candence



Chrome Finish
White Opal Glass or Silver Organza Fabric Shades



A **83911-CH**
Semi-Flush

B **839812-CH**
12 Light Chandelier



| Item | Type | Bulbs | Watts | W | H | Ext | Hanging Options | Features/Notes | Symbol |
|------|-----------|-------|-------|----|----|-----|---------------------------|-----------------------------|---|
| A | 83911-CH | (M) | 3 | 60 | 16 | 11 | | Silver Organza Fabric Shade | |
| B | 839812-CH | (C) | 12 | 60 | 35 | 38 | 10' Chain, 12' Wire Incl. | Silver Organza Fabric Shade |   |

measurements shown in inches

Candence

Chrome Finish
White Opal Glass or Silver Organza Fabric Shades

C 83984-CH
4 Light Chandelier



D 83986-CH
6 Light Chandelier



| Item | Type | Bulbs | Watts | W | H | Ext | Hanging Options | Features/Notes | Symbol |
|-------------------|------|-------|-------|----|-------|-----|--------------------------------|-----------------------------|--------|
| C 83984-CH | (C) | 4 | 60 | 24 | 28.50 | | 3' Chain, 10' Chain Wire Incl. | Silver Organza Fabric Shade | |
| D 83986-CH | (C) | 6 | 60 | 28 | 28.50 | | 3' Chain, 10' Chain Wire Incl. | Silver Organza Fabric Shade | |

measurements shown in inches

Candence

Chrome Finish
White Opal Glass or Silver Organza Fabric Shades

E **83901-CH**
Wall Sconce



F **83930-CH**
Mini Pendant



G **83903-CH**
3 Light Bath Bar



H **83904-CH**
4 Light Bath Bar



| Item | Type | Bulbs | Watts | W | H | Ext | Backplate (W x H) | Features/Notes | Symbol |
|--------------------------|------|-------|-------|-------|------|------|-------------------|-----------------------------|--------|
| E 83901-CH | (C) | 1 | 60 | 5 | 17 | 7.25 | 5 x 12 | Silver Organza Fabric Shade | |
| F 83930-CH | (M) | 1 | 100 | 6 | 8.25 | | | 6", 12", 18", Rods Incl. | |
| G 83903-CH | (M) | 3 | 100 | 24.75 | 8 | 5.50 | 7 x 5 | White Opal Glass | |
| H 83904-CH | (M) | 4 | 100 | 33.75 | 8 | 5.50 | 7 x 5 | White Opal Glass | |

measurements shown in inches

Harlowe

Satin Platinum Finish
Clear Glass

A **87289-SP**
9 Light Chandelier




| Item | Type | Bulbs | Watts | W | H | Ext | Hanging Options | Features/Notes | Symbol |
|-------------------|------|-------|-------|----|-------|-----|--------------------------|----------------|--------|
| A 87289-SP | (C) | 9 | 60 | 29 | 32.25 | | 3' Chain, 10' Wire Incl. | | |

measurements shown in inches

Harlowe

Satin Platinum Finish
Clear Glass or White Fabric Shade



B **87231-SP**
Pendant

C **87283-SP**
3 Light Chandelier



D **87285-SP**
5 Light Chandelier

| Item | Type | Bulbs | Watts | W | H | Ext | Hanging Options | Features/Notes | Symbol |
|-------------------|------|-------|-------|-------|-------|-----|--------------------------|------------------------------------|--------|
| B 87231-SP | (M) | 3 | 100 | 18.25 | 21.25 | | 3' Chain, 10' Wire Incl. | White Fabric Shade, Glass Diffuser | |
| C 87283-SP | (C) | 3 | 60 | 18 | 18.75 | | 3' Chain, 10' Wire Incl. | | |
| D 87285-SP | (C) | 5 | 60 | 24.75 | 20 | | 3' Chain, 10' Wire Incl. | | |

measurements shown in inches

Harlowe

Satin Platinum Finish
Clear Glass or White Fabric Shade

E

87211-SP
Semi-Flush



F

87201-SP
Wall Sconce



G

87203-SP
3 Light Bath Bar



H

87204-SP
4 Light Bath Bar



| Item | Type | Bulbs | Watts | W | H | Ext | Backplate (W x H) | Features/Notes | Symbol |
|-------------------|------|-------|-------|-------|----|------|---------------------|--------------------|--------|
| E 87211-SP | (M) | 2 | 100 | 14 | 12 | | | White Fabric Shade | |
| F 87201-SP | (C) | 1 | 60 | 4.50 | 10 | 5.75 | 4.5 x 7.25 | | |
| G 87203-SP | (C) | 3 | 60 | 23.75 | 10 | 5.75 | 7.25 x 4.5 | | |
| H 87204-SP | (C) | 4 | 60 | 33 | 10 | 5.75 | 7.25 x 4.5 | | |

measurements shown in inches

Cordova

Chrome Finish
White Opal Glass or White Fabric Shades

A **84589-CH**
9 Light Chandelier



B **84511-CH**
Semi-Flush



| Item | Type | Bulbs | Watts | W | H | Ext | Hanging Options | Features/Notes | Symbol |
|------|----------|-------|-------|-----|-------|-------|-----------------|------------------------------------|--------|
| A | 84589-CH | (C) | 9 | 60 | 27.75 | 38.25 | | (2) 6", 12" Rods Incl. | Ⓢ |
| B | 84511-CH | (M) | 3 | 100 | 13 | 11 | | White Fabric Shade, Glass Diffuser | |

measurements shown in inches

Cordova

Chrome Finish
White Opal Glass or White Fabric Shades



C 84530-CH
Mini Pendant

D 84531-CH
Pendant

E 84585-CH
5 Light Chandelier

| Item | Type | Bulbs | Watts | W | H | Ext | Hanging Options | Features/Notes | Symbol |
|------------|------|-------|-------|----|-------|-----|--------------------------|------------------------------------|--------|
| C 84530-CH | (C) | 1 | 60 | 5 | 9.50 | | 6", 12", 18", Rods Incl. | | |
| D 84531-CH | (M) | 3 | 100 | 18 | 15 | | (2) 6", 12" Rods Incl. | White Fabric Shade, Glass Diffuser | |
| E 84585-CH | (C) | 5 | 60 | 24 | 34.25 | | (2) 6", 12" Rods Incl. | | |

measurements shown in inches

Cordova

Chrome Finish
White Opal Glass or White Fabric Shades

F 84501-CH
Wall Sconce



G 84503-CH
3 Light Bath Bar



H 84504-CH
4 Light Bath Bar

| Item | Type | Bulbs | Watts | W | H | Ext | Backplate (W X H) | Features/Notes | Symbol |
|------------|------|-------|-------|-------|------|------|-------------------|------------------|--------|
| F 84501-CH | (C) | 1 | 60 | 4.25 | 9.50 | 3 | 4.25 x 7 | | |
| G 84503-CH | (M) | 3 | 100 | 23.25 | 8.50 | 7.25 | 7 x 4.25 | White Opal Glass | |
| H 84504-CH | (M) | 4 | 100 | 33 | 8.50 | 7.25 | 7 x 4.25 | White Opal Glass | |

measurements shown in inches



A **86289-SP**
9 Light Chandelier

B **86211-SP**
Semi-Flush

| Item | Type | Bulbs | Watts | W | H | Ext | Hanging Options | Features/Notes | Symbol |
|------|----------|-------|-------|-----|----|-------|-----------------|------------------------------------|--------|
| A | 86289-SP | (M) | 9 | 100 | 32 | 29.25 | | 10' Chain, 12' Wire Incl. | |
| B | 86211-SP | (M) | 2 | 100 | 16 | 11 | | White Fabric Shade, Glass Diffuser | |






C **86283-SP**
3 Light Chandelier



D **86231-SP**
Pendant



E **86285-SP**
5 Light Chandelier

| | Item | Type | Bulbs | Watts | W | H | Ext | Hanging Options | Features/Notes | Symbol |
|----------|-----------------|------|-------|-------|-------|-------|-----|--------------------------|------------------------------------|---|
| C | 86283-SP | (M) | 3 | 100 | 22 | 19.75 | | 3' Chain, 10' Wire Incl. | |  |
| D | 86231-SP | (M) | 3 | 100 | 20.75 | 23.50 | | 3' Chain, 10' Wire Incl. | White Fabric Shade, Glass Diffuser |  |
| E | 86285-SP | (M) | 5 | 100 | 27 | 22 | | 3' Chain, 10' Wire Incl. | |  |

measurements shown in inches



F 86201-SP
Wall Sconce

G 86230-SP
Mini Pendant



H 86203-SP
3 Light Bath Bar

I 86204-SP
4 Light Bath Bar





| Item | Type | Bulbs | Watts | W | H | Ext | Backplate (W x H) | Features/Notes | Symbol |
|-------------------|------|-------|-------|-------|-------|------|---------------------|-------------------------|--------|
| F 86201-SP | (M) | 1 | 100 | 5 | 8.75 | 6.50 | 4.5 x 7 | | |
| G 86230-SP | (M) | 1 | 100 | 5.75 | 10.75 | | | (2) 6", 12", Rods Incl. | |
| H 86203-SP | (M) | 3 | 100 | 24 | 8 | 6.50 | 7 x 4.5 | | |
| I 86204-SP | (M) | 4 | 100 | 32.50 | 8 | 6.50 | 7 x 4.5 | | |

measurements shown in inches

A **82989-SP**
9 Light Chandelier



| Item | Type | Bulbs | Watts | W | H | Ext | Hanging Options | Features/Notes | Symbol |
|------------|------|-------|-------|-------|----|-----|--------------------------|----------------|---|
| A 82989-SP | (M) | 9 | 100 | 35.25 | 35 | | 10' Chain, 12' Wire Incl | |   |

measurements shown in inches

Tackwood

Satin Platinum Finish
Alabaster Glass




B **82932-SP**
Down Pendant



C **82983-SP**
3 Light Down Chandelier



D **82985-SP**
5 Light Chandelier

| Item | Type | Bulbs | Watts | W | H | Ext | Hanging Options | Features/Notes | Symbol |
|-------------------|------|-------|-------|-------|-------|-----|--------------------------|----------------|---|
| B 82932-SP | (M) | 1 | 150 | 15.75 | 14 | | 3' Chain, 10' Wire Incl. | |  |
| C 82983-SP | (M) | 3 | 100 | 20 | 20 | | 3' Chain, 10' Wire Incl. | |  |
| D 82985-SP | (M) | 5 | 100 | 26.50 | 24.25 | | 3' Chain, 10' Wire Incl. | |  |

measurements shown in inches

Tackwood

Satin Platinum Finish
Alabaster Glass



E **82930-SP**
Mini Pendant

F **82911-SP**
Semi-Flush



G **82938-SP**
2 Light Island

| Item | Type | Bulbs | Watts | W | H | Ext | Hanging Options | Features/Notes | Symbol |
|--------------------------|------|-------|-------|-------|-------|-----|-----------------------------|----------------|--------|
| E 82930-SP | (M) | 1 | 100 | 5 | 13.75 | | 6", 12", 18" Rods Incl. | | |
| F 82911-SP | (M) | 2 | 100 | 14.50 | 12 | | | | |
| G 82938-SP | (M) | 2 | 100 | 37.50 | 21 | 13 | (2) 3' Chain, 10 Wire Incl. | | |

measurements shown in inches

Tackwood

Satin Platinum Finish
Alabaster Glass



H 82901-SP
Wall Sconce











I 82902-SP
2 Light Bath Bar



J 82903-SP
3 Light Bath Bar



K 82904-SP
4 Light Bath Bar

| Item | Type | Bulbs | Watts | W | H | Ext | Backplate (W x H) | Features/Notes | Symbol |
|------------|------|-------|-------|-------|-------|------|-------------------|----------------|---|
| H 82901-SP | (M) | 1 | 100 | 5 | 10.50 | 6.25 | 5 x 10 | |   |
| I 82902-SP | (M) | 2 | 100 | 15.50 | 8 | 6.25 | 10 x 5 | |   |
| J 82903-SP | (M) | 3 | 100 | 24 | 8 | 6.25 | 10 x 5 | |   |
| K 82904-SP | (M) | 4 | 100 | 29.25 | 8 | 6.25 | 10 x 5 | |   |

measurements shown in inches

Tackwood

Burnished Bronze Finish
Alabaster Glass



A 82930-BNB
Mini Pendant

B 829812-BNB
12 Light Chandelier

| | Item | Type | Bulbs | Watts | W | H | Ext | Hanging Options | Features/Notes | Symbol |
|---|------------|------|-------|-------|-------|-------|-----|---------------------------|----------------|--------|
| A | 82930-BNB | (M) | 1 | 100 | 5 | 12.25 | | 6", 12", 18" Rods Incl. | | |
| B | 829812-BNB | (M) | 12 | 100 | 48.50 | 45 | | 10' Chain, 12' Wire Incl. | | |

measurements shown in inches

Tackwood

Burnished Bronze Finish
Alabaster Glass

C

82932-BNB

Down Pendant



D

82983-BNB

3 Light Down Chandelier



E

82985-BNB

5 Light Chandelier

| Item | Type | Bulbs | Watts | W | H | Ext | Hanging Options | Features/Notes | Symbol |
|----------|------------------|-------|-------|-----|-------|-------|--------------------------|----------------|--------|
| C | 82932-BNB | (M) | 1 | 150 | 15.75 | 14 | 3' Chain, 10' Wire Incl. | | |
| D | 82983-BNB | (M) | 3 | 100 | 20 | 20 | 3' Chain, 10' Wire Incl. | | |
| E | 82985-BNB | (M) | 5 | 100 | 26.50 | 24.25 | 3' Chain, 10' Wire Incl. | | |

measurements shown in inches

Tackwood

Burnished Bronze Finish
Alabaster Glass



F **82938-BNB**
2 Light Island



G **82911-BNB**
Semi-Flush



H **82989-BNB**
9 Light Chandelier

| Item | Type | Bulbs | Watts | W | H | Ext | Hanging Options | Features/Notes | Symbol |
|------|-----------|-------|-------|-----|-------|-----|-----------------|------------------------------|--------|
| F | 82938-BNB | (M) | 2 | 100 | 37.50 | 21 | 13 | (2) 3' Chain, 10' Wire Incl. | |
| G | 82911-BNB | (M) | 2 | 100 | 14.50 | 12 | | | |
| H | 82989-BNB | (M) | 9 | 100 | 35.25 | 35 | | 10' Chain, 12 Wire Incl. | |

measurements shown in inches

Tackwood

Burnished Bronze Finish
Alabaster Glass




I **82901-BNB**
Wall Sconce











J **82902-BNB**
2 Light Bath Bar



K **82903-BNB**
3 Light Bath Bar



L **82904-BNB**
4 Light Bath Bar

| Item | Type | Bulbs | Watts | W | H | Ext | Backplate (W x H) | Features/Notes | Symbol | |
|------|-----------|-------|-------|-----|-------|-------|-------------------|----------------|--------|---|
| I | 82901-BNB | (M) | 1 | 100 | 5 | 10.50 | 6.25 | 5 x 10 | |   |
| J | 82902-BNB | (M) | 2 | 100 | 15.50 | 8 | 6.25 | 10 x 5 | |   |
| K | 82903-BNB | (M) | 3 | 100 | 24 | 8 | 6.25 | 10 x 5 | |   |
| L | 82904-BNB | (M) | 4 | 100 | 29.25 | 8 | 6.25 | 10 x 5 | |   |

measurements shown in inches

Printers Row


Oil Rubbed Bronze Finish
Clear Seedy Glass



Clear Seedy Glass

A **88085-ORB**
5 Light Chandelier



| Item | Type | Bulbs | Watts | W | H | Ext | Hanging Options | Features/Notes | Symbol |
|-------------|------|-------|-------|----|----|-----|--------------------------|----------------|---|
| A 88085-ORB | (M) | 5 | 100 | 24 | 21 | | 3' Chain, 10' Wire Incl. | |  |

measurements shown in inches

Printers Row

Oil Rubbed Bronze Finish
Clear Seedy Glass



B 88030-ORB
Mini Pendant

C 88011-ORB
Semi-Flush



E 88083-ORB
3 Light Chandelier

D 88031-ORB
Pendant



| Item | Type | Bulbs | Watts | W | H | Ext | Hanging Options | Features/Notes | Symbol |
|------|-----------|-------|-------|-----|-------|-------|--------------------------|----------------|--------|
| B | 88030-ORB | (M) | 1 | 100 | 9 | 11.50 | (2) 6", 12" Rods Incl. | | |
| C | 88011-ORB | (M) | 2 | 60 | 12.75 | 10.75 | | | |
| D | 88031-ORB | (M) | 2 | 100 | 15 | 20.25 | 3' Chain, 10' Wire Incl. | | |
| E | 88083-ORB | (M) | 3 | 100 | 20 | 18.50 | 3' Chain, 10' Wire Incl. | | |

measurements shown in inches

Printers Row

Oil Rubbed Bronze Finish
Frosted Seedy Glass



F **88001-ORB**
Wall Sconce



G **88003-ORB**
3 Light Bath Bar



H **88004-ORB**
4 Light Bath Bar

| Item | Type | Bulbs | Watts | W | H | Ext | Backplate (W x H) | Features/Notes | Symbol |
|------|-----------|-------|-------|-----|-------|------|-------------------|----------------|--------|
| F | 88001-ORB | (M) | 1 | 100 | 5 | 7.50 | 6.75 | 5" Diameter | |
| G | 88003-ORB | (M) | 3 | 100 | 24 | 7.50 | 6.75 | 5" Diameter | |
| H | 88004-ORB | (M) | 4 | 100 | 33.25 | 7.50 | 6.75 | 5" Diameter | |

measurements shown in inches


Printers Row

Satin Platinum Finish
Clear Seedy Glass



Clear Seedy Glass

A **88085-SP**
5 Light Chandelier

| Item | Type | Bulbs | Watts | W | H | Ext | Hanging Options | Features/Notes | Symbol |
|-------------------|------|-------|-------|----|----|-----|--------------------------|----------------|---|
| A 88085-SP | (M) | 5 | 100 | 24 | 21 | | 3' Chain, 10' Wire Incl. | |  |

measurements shown in inches

Printers Row

Satin Platinum Finish
Clear Seedy Glass



B 88030-SP
Mini Pendant

C 88011-SP
Semi-Flush



D 88031-SP
Pendant



E 88083-SP
3 Light Chandelier

| Item | Type | Bulbs | Watts | W | H | Ext | Hanging Options | Features/Notes | Symbol |
|------------|------|-------|-------|-------|-------|-----|--------------------------|----------------|--------|
| B 88030-SP | (M) | 1 | 100 | 9 | 11.50 | | (2) 6", 12" Rods Incl. | | Ⓢ |
| C 88011-SP | (M) | 2 | 60 | 12.25 | 10.75 | | | | Ⓢ |
| D 88031-SP | (M) | 2 | 100 | 15 | 20.25 | | 3' Chain, 10' Wire Incl. | | Ⓢ |
| E 88083-SP | (M) | 3 | 100 | 20 | 18.50 | | 3' Chain, 10' Wire Incl. | | Ⓢ |

measurements shown in inches

Printers Row

Satin Platinum Finish
Frosted Seedy Glass









F **88001-SP**
Wall Sconce



G **88003-SP**
3 Light Bath Bar



H **88004-SP**
4 Light Bath Bar

| Item | Type | Bulbs | Watts | W | H | Ext | Backplate (W x H) | Features/Notes | Symbol |
|--------------------------|------|-------|-------|-------|------|------|-------------------|----------------|---|
| F 88001-SP | (M) | 1 | 100 | 5 | 7.50 | 6.75 | 5" Diameter | |   |
| G 88003-SP | (M) | 3 | 100 | 24 | 7.50 | 6.75 | 5" Diameter | |   |
| H 88004-SP | (M) | 4 | 100 | 33.25 | 7.50 | 6.75 | 5" Diameter | |   |

measurements shown in inches

Studio

Satin Platinum Finish
White Fabric Shade



A 88585-SP
5 Light Chandelier

| Item | Type | Bulbs | Watts | W | H | Ext | Hanging Options | Features/Notes | Symbol |
|------------|------|-------|-------|----|-------|-----|------------------------|----------------|--------|
| A 88585-SP | (M) | 5 | 60 | 26 | 17.75 | | (2) 6", 12" Rods Incl. | | |

measurements shown in inches

Studio

Satin Platinum Finish
White Fabric Shade



B **88511-SP**
Semi-Flush

C **88531-SP**
Pendant



D **88583-SP**
3 Light Down Chandelier

| Item | Type | Bulbs | Watts | W | H | Ext | Hanging Options | Features/Notes | Symbol |
|-------------------|------|-------|-------|----|-------|-----|------------------------|----------------|--------|
| B 88511-SP | (M) | 2 | 60 | 15 | 11.25 | | | | |
| C 88531-SP | (M) | 2 | 60 | 15 | 19.25 | | (2) 6", 12" Rods Incl. | | Ⓢ |
| D 88583-SP | (M) | 3 | 60 | 21 | 20 | | (2) 6", 12" Rods Incl. | | Ⓢ |

measurements shown in inches

Studio

Satin Platinum Finish
White Fabric Shade



E **88501-SP**
Wall Sconce

F **88530-SP**
Mini Pendant




G **88553-SP**
3 Light Foyer

| Item | Type | Bulbs | Watts | W | H | Ext | Hanging Options | Features/Notes | Symbol |
|--------------------------|------|-------|-------|------|-------|-----|---------------------------------|----------------|--------|
| E 88501-SP | (M) | 1 | 60 | 6.50 | 10 | 8 | <i>Backplate 5.25" Diameter</i> | | |
| F 88530-SP | (M) | 1 | 60 | 9.75 | 12.50 | | <i>(2) 6", 12" Rods Incl.</i> | | |
| G 88553-SP | (M) | 3 | 60 | 15 | 29.50 | | <i>(2) 6", 12" Rods Incl.</i> | | |

measurements shown in inches

A **88585-SB**
5 Light Chandelier



| Item | Type | Bulbs | Watts | W | H | Ext | Hanging Options | Features/Notes | Symbol |
|-------------------|------|-------|-------|----|-------|-----|------------------------|----------------|---|
| A 88585-SB | (M) | 5 | 60 | 26 | 17.75 | | (2) 6", 12" Rods Incl. | |  |

measurements shown in inches

Studio

Satin Bronze Finish
Off White Fabric Shade



B **88511-SB**
Semi-Flush

C **88531-SB**
Pendant



D **88583-SB**
3 Light Down Chandelier



| Item | Type | Bulbs | Watts | W | H | Ext | Hanging Options | Features/Notes | Symbol |
|--------------------------|------|-------|-------|----|-------|-----|------------------------|----------------|--------|
| B 88511-SB | (M) | 2 | 60 | 15 | 11.25 | | | | |
| C 88531-SB | (M) | 2 | 60 | 15 | 19.25 | | (2) 6", 12" Rods Incl. | | |
| D 88583-SB | (M) | 3 | 60 | 21 | 20 | | (2) 6", 12" Rods Incl. | | |

measurements shown in inches

Studio

Satin Bronze Finish
Off White Fabric Shade



E **88501-SB**
Wall Sconce

F **88530-SB**
Mini Pendant



G **88553-SB**
3 Light Foyer



| Item | Type | Bulbs | Watts | W | H | Ext | Hanging Options | Features/Notes | Symbol |
|------|----------|-------|-------|----|------|-------|-----------------|--------------------------|--------|
| E | 88501-SB | (M) | 1 | 60 | 6.50 | 10 | 8 | Backplate 5.25" Diameter | |
| F | 88530-SB | (M) | 1 | 60 | 9.75 | 12.50 | | (2) 6", 12" Rods Incl. | |
| G | 88553-SB | (M) | 3 | 60 | 15 | 29.50 | | (2) 6", 12" Rods Incl. | |

measurements shown in inches

Cassina

Biscayne Bronze Finish
Frosted White Glass



A 86989-BBR
9 Light Chandelier


B 86911-BBR
Semi-Flush

| | Item | Type | Bulbs | Watts | W | H | Ext | Hanging Options | Features/Notes | Symbol |
|----------|-----------|------|-------|-------|-------|-------|-----|--------------------------|----------------|--------|
| A | 86989-BBR | (C) | 9 | 60 | 28 | 26.50 | | 3' Chain, 10' Wire Incl. | | Ⓢ |
| B | 86911-BBR | (M) | 2 | 100 | 13.75 | 12.25 | | | | |

measurements shown in inches

Cassina

Biscayne Bronze Finish
Frosted White Glass



C **86931-BBR**
Pendant







E **86983-BBR**
3 Light Chandelier



D **86953-BBR**
3 Light Foyer



F **86985-BBR**
5 Light Chandelier

| Item | Type | Bulbs | Watts | W | H | Ext | Hanging Options | Features/Notes | Symbol |
|----------|------------------|-------|-------|-----|-------|-------|-----------------|--------------------------|---|
| C | 86931-BBR | (M) | 3 | 100 | 16.25 | 23.50 | | 3' Chain, 10' Wire Incl. |  |
| D | 86953-BBR | (C) | 3 | 60 | 15 | 23 | | 3' Chain, 10' Wire Incl. |  |
| E | 86983-BBR | (C) | 3 | 60 | 18 | 20 | | 3' Chain, 10' Wire Incl. |  |
| F | 86985-BBR | (C) | 5 | 60 | 23 | 20.50 | | 3' Chain, 10' Wire Incl. |  |

measurements shown in inches

Cassina

Biscayne Bronze Finish
Frosted White Glass



G 86930-BBR
Mini Pendant



H 86901-BBR
Wall Sconce



I 86903-BBR
3 Light Bath Bar



J 86904-BBR
4 Light Bath Bar

| | Item | Type | Bulbs | Watts | W | H | Ext | Backplate (W x H) | Features/Notes | Symbol |
|----------|-----------|------|-------|-------|-------|-------|------|---------------------|--------------------------|--------|
| G | 86930-BBR | (C) | 2 | 60 | 10.50 | 20.50 | | | 3' Chain, 10' Wire Incl. | |
| H | 86901-BBR | (M) | 1 | 100 | 5 | 10 | 6.75 | 5 x 7.75 | | |
| I | 86903-BBR | (M) | 3 | 100 | 24 | 8 | 6.50 | 24 x 4.75 | | |
| J | 86904-BBR | (M) | 4 | 100 | 30 | 8 | 6.50 | 30 x 4.75 | | |

measurements shown in inches

Cassina

Satin Platinum Finish
Frosted White Glass

A **86989-SP**
9 Light Chandelier

B **86911-SP**
Semi-Flush




| Item | Type | Bulbs | Watts | W | H | Ext | Hanging Options | Features/Notes | Symbol |
|------------|------|-------|-------|-------|-------|-----|---------------------------|----------------|--------|
| A 86989-SP | (C) | 9 | 60 | 28 | 26.50 | | 10' Chain, 12' Wire Incl. | | Ⓢ Ⓟ |
| B 86911-SP | (M) | 2 | 100 | 13.75 | 12.25 | | | | |

measurements shown in inches

Cassina

Satin Platinum Finish
Frosted White Glass



C **86931-SP**
Pendant



E **86983-SP**
3 Light Chandelier



D **86953-SP**
Foyer



F **86985-SP**
5 Light Chandelier

| Item | Type | Bulbs | Watts | W | H | Ext | Hanging Options | Features/Notes | Symbol |
|--------------------------|------|-------|-------|-------|-------|-----|--------------------------|----------------|--------|
| C 86931-SP | (M) | 3 | 100 | 16.25 | 23.50 | | 3' Chain, 10' Wire Incl. | | |
| D 86953-SP | (C) | 3 | 60 | 15 | 23 | | 3' Chain, 10' Wire Incl. | | |
| E 86983-SP | (C) | 3 | 60 | 18 | 20 | | 3' Chain, 10' Wire Incl. | | |
| F 86985-SP | (C) | 5 | 60 | 23 | 20.50 | | 3' Chain, 10' Wire Incl. | | |

measurements shown in inches

Cassina

Satin Platinum Finish
Frosted White Glass



G **86930-SP**
Mini Pendant


H **86901-SP**
Wall Sconce



I **86903-SP**
3 Light Bath Bar



J **86904-SP**
4 Light Bath Bar



| Item | Type | Bulbs | Watts | W | H | Ext | Backplate (W x H) | Features/Notes | Symbol |
|--------------------------|------|-------|-------|-------|-------|------|---------------------|--------------------------|--------|
| G 86930-SP | (C) | 2 | 60 | 10.50 | 20.50 | | | 3' Chain, 10' Wire Incl. | |
| H 86901-SP | (M) | 1 | 100 | 5 | 10 | 6.75 | 5 x 7.75 | | |
| I 86903-SP | (M) | 3 | 100 | 24 | 8 | 6.50 | 24 x 4.75 | | |
| J 86904-SP | (M) | 4 | 100 | 30 | 8 | 6.50 | 30 x 4.75 | | |

measurements shown in inches

DF
LED
ACCENTS

A **LED85083-CH**
3 Light Chandelier



3 Way Switch

B **LED85085-CH**
5 Light Chandelier



3 Way Switch



Clear Crackle
LED Accent Lights

| Item | Type | Bulbs | Watts | W | H | Ext | Backplate (W x H) | Features/Notes | Symbol |
|----------------------|------|-------|-------|-------|----|-----|-------------------|--|--------|
| A LED85083-CH | (M) | 3 | 100 | 19.50 | 23 | | | 3' Chain, 10' Wire Incl./LED Accents (1.1W/4,500K) | |
| B LED85085-CH | (M) | 5 | 100 | 23.50 | 23 | | | 3' Chain, 10' Wire Incl./LED Accents (1.1W/4,500K) | |

measurements shown in inches



Gala

Argent Silver Finish
Satin White Glass



A **86089-ARS**
9 Light Chandelier

B **86011-ARS**
Semi-Flush

| Item | Type | Bulbs | Watts | W | H | Ext | Hanging Options | Features/Notes | Symbol |
|---------------------------|------|-------|-------|-------|----|-----|---------------------------|----------------|---|
| A 86089-ARS | (C) | 9 | 60 | 32 | 40 | | 10' Chain, 12' Wire Incl. | Crystal Drops |   |
| B 86011-ARS | (M) | 2 | 60 | 16.25 | 10 | | | Crystal Drops | |

measurements shown in inches

Gala

Argent Silver Finish
Satin White Glass



C **86083-ARS**
3 Light Chandelier



D **86054-ARS**
4 Light Foyer



E **86085-ARS**
5 Light Chandelier

| Item | Type | Bulbs | Watts | W | H | Ext | Hanging Options | Features/Notes | Symbol |
|---------------------------|------|-------|-------|-------|-------|-----|--------------------------|----------------|--------|
| C 86083-ARS | (C) | 3 | 60 | 17 | 22.50 | | 3' Chain, 10' Wire Incl. | Crystal Drops | |
| D 86054-ARS | (C) | 4 | 60 | 24.75 | 35 | | 3' Chain, 10' Wire Incl. | Crystal Drops | |
| E 86085-ARS | (C) | 5 | 60 | 24.50 | 32 | | 3' Chain, 10' Wire Incl. | Crystal Drops | |

measurements shown in inches

Gala

Argent Silver Finish
Satin White Glass

F **86001-ARS**
Wall Sconce



G **86002-ARS**
2 Light Wall Sconce



J **86030-ARS**
Mini Pendant



H **86003-ARS**
3 Light Bath Bar



I **86004-ARS**
4 Light Bath Bar

| Item | Type | Bulbs | Watts | W | H | Ext | Backplate (W x H) | Features/Notes | Symbol |
|---------------------------|------|-------|-------|-------|-------|------|---------------------|------------------------|--------|
| F 86001-ARS | (M) | 1 | 100 | 5 | 11.25 | 7.25 | 5 x 8 | | |
| G 86002-ARS | (C) | 2 | 60 | 13.75 | 17.25 | 6 | 5 x 8 | | |
| H 86003-ARS | (M) | 3 | 100 | 22.50 | 10.75 | 6.75 | 8 x 5 | | |
| I 86004-ARS | (M) | 4 | 100 | 31 | 10.75 | 6.75 | 8 x 5 | | |
| J 86030-ARS | (M) | 1 | 100 | 6.25 | 14.50 | 6.50 | | (2) 6", 12" Rods Incl. | |

measurements shown in inches

Mini-Chandeliers

Calla

Finish: Argent Silver

A **6203-ARS**
1 Light Chandelier



Flora

Finish: Oil Rubbed Bronze

B **6204-ORB**
1 Light Chandelier



Dahlia

Finish: Aged Platinum

C **6205-AP**
3 Light Chandelier



| Item | Type | Bulbs | Watts | W | H | Ext | Hanging Options | Features/Notes | Symbol |
|------|----------|-------|-------|-----|-------|-------|--------------------------|-----------------------|--------|
| A | 6203-ARS | (M) | 1 | 100 | 12.75 | 15.75 | 3' Chain, 10' Wire Incl. | Clear Faceted Accents | |
| B | 6204-ORB | (M) | 1 | 100 | 13.50 | 18.25 | 3' Chain, 10' Wire Incl. | Clear Faceted Accents | |
| C | 6205-AP | (C) | 3 | 60 | 12 | 16.75 | 3' Chain, 10' Wire Incl. | Clear Faceted Accents | |



measurements shown in inches

Alhambra

Natural Iron Finish



A 9189-NI
14 Light Chandelier

| Item | Type | Bulbs | Watts | W | H | Ext | Hanging Options | Features/Notes | Symbol |
|------------------|------|-------|-------|-------|----|-----|---------------------------|----------------|---|
| A 9189-NI | (C) | 14 | 60 | 40.50 | 43 | | 10' Chain, 12' Wire Incl. | |   |

measurements shown in inches

Alhambra

Natural Iron Finish



B **9181-NI**
2 Light Wall Sconce



C **9192-NI**
Semi-Flush



D **9186-NI**
6 Light Chandelier

| Item | Type | Bulbs | Watts | W | H | Ext | Backplate (W x H) | Features/Notes | Symbol |
|------|---------|-------|-------|----|-------|-------|-------------------|---------------------------|--------|
| B | 9181-NI | (C) | 2 | 60 | 12.25 | 14.75 | 7 | 7.5 x 6.75 | |
| C | 9192-NI | (M) | 3 | 60 | 20.75 | 15 | | | |
| D | 9186-NI | (C) | 6 | 60 | 31.50 | 31.25 | | 10' Chain, 12' Wire Incl. | |

measurements shown in inches

Alhambra

Natural Iron Finish



E 9185-NI
8 Light Chandelier



F 9188-NI
8 Light Island

| Item | Type | Bulbs | Watts | W | H | Ext | Hanging Options | Features/Notes | Symbol |
|------|---------|-------|-------|----|-------|-------|-----------------|---------------------------|--------|
| E | 9185-NI | (C) | 8 | 60 | 40.75 | 36.25 | | 10' Chain, 12' Wire Incl. | |
| F | 9188-NI | (C) | 8 | 60 | 42.25 | 30.50 | 26 | 10' Chain, 12' Wire Incl. | |

measurements shown in inches

Barcelona

Natural Iron Finish
Ochere Finished Glass



A 96121-NI
Flushmount

B 96130-NI
Mini Pendant



C 961815-NI
15 Light Chandelier

| Item | Type | Bulbs | Watts | W | H | Ext | Hanging Options | Features/Notes | Symbol |
|------|-----------|-------|-------|-----|-------|-------|--------------------------|----------------|--------|
| A | 96121-NI | (M) | 2 | 60 | 13 | 6.75 | | | |
| B | 96130-NI | (M) | 1 | 100 | 7.25 | 17 | 6", 12", 18" Rods Incl. | | |
| C | 961815-NI | (M) | 15 | 60 | 40.25 | 39.50 | 10' Chain, 12 Wire Incl. | | |

measurements shown in inches

Barcelona

Natural Iron Finish
Ochere Finished Glass



D 96111-NI
Semi-Flush

E 96131-NI
Pendant



F 96186-NI
6 Light Chandelier

| Item | Type | Bulbs | Watts | W | H | Ext | Hanging Options | Features/Notes | Symbol |
|------------|------|-------|-------|-------|-------|-----|--------------------------|----------------|--------|
| D 96111-NI | (M) | 2 | 100 | 18.50 | 14.75 | | | | |
| E 96131-NI | (M) | 3 | 100 | 21 | 25.25 | | 3' Chain, 10' Wire Incl. | | |
| F 96186-NI | (M) | 6 | 100 | 30.75 | 27.50 | | 3' Chain, 10' Wire Incl. | | |

measurements shown in inches

Barcelona

Natural Iron Finish
Ochere Finished Glass

G **96185-NI**
5 Light Down Chandelier



H **96151-NI**
1 Light Foyer



I **96189-NI**
9 Light Chandelier



| Item | Type | Bulbs | Watts | W | H | Ext | Hanging Options | Features/Notes | Symbol |
|--------------------------|------|-------|-------|-------|-------|-----|---------------------------|----------------|--------|
| G 96185-NI | (M) | 5 | 100 | 25.75 | 24 | | 3' Chain, 10' Wire Incl. | | |
| H 96151-NI | (M) | 1 | 100 | 14 | 29 | | 3' Chain, 10' Wire Incl. | | |
| I 96189-NI | (M) | 9 | 100 | 30.75 | 31.75 | | 10' Chain, 12' Wire Incl. | | |

measurements shown in inches

Barcelona

Natural Iron Finish
Ochere Finished Glass



J **9032-NI**
2 Light Wall Sconce

K **96132-NI**
Down Pendant



L **9039-NI**
9 Light Chandelier



| Item | Type | Bulbs | Watts | W | H | Ext | Backplate (W x H) | Features/Notes | Symbol |
|------|----------|-------|-------|-----|-------|-------|-------------------|--------------------------|--------|
| J | 9032-NI | (C) | 2 | 60 | 10.75 | 12 | 6.75 | 5 x 12 | |
| K | 96132-NI | (M) | 1 | 150 | 18 | 14.50 | | 3' Chain, 10' Wire Incl. | |
| L | 9039-NI | (C) | 9 | 60 | 27.75 | 27.75 | | 3' Chain, 10' Wire Incl. | |

measurements shown in inches

Barcelona

Natural Iron Finish



M 9036-NI
6 Light Chandelier



N 9031-NI
12 Light Chandelier w/Pot Rack



| Item | Type | Bulbs | Watts | W | H | Ext | Hanging Options | Features/Notes | Symbol |
|------|---------|-------|-------|----|-------|-------|--------------------------|----------------|--------|
| M | 9036-NI | (C) | 6 | 60 | 25.50 | 27.25 | 3' Chain, 10' Wire Incl. | | |
| N | 9031-NI | (C) | 12 | 60 | 42.50 | 26.50 | 3' Chain, 10' Wire Incl. | | |

measurements shown in inches

Barcelona

Natural Iron Finish
Ochere Finished Glass



O **96101-NI**
Wall Sconce



P **96102-NI**
2 Light Bath Bar



Q **96103-NI**
3 Light Bath Bar



R **96104-NI**
4 Light Bath Bar

| Item | Type | Bulbs | Watts | W | H | Ext | Backplate (W x H) | Features/Notes | Symbol |
|-------------------|------|-------|-------|-------|------|------|-------------------|----------------|--------|
| O 96101-NI | (M) | 1 | 100 | 7.25 | 8.50 | 9.25 | 4.50 x 8 | | |
| P 96102-NI | (M) | 2 | 100 | 17.25 | 8.50 | 9.75 | 8 x 4.50 | | |
| Q 96103-NI | (M) | 3 | 100 | 26 | 8.50 | 9.75 | 8 x 4.50 | | |
| R 96104-NI | (M) | 4 | 100 | 34.25 | 8.50 | 9.75 | 8 x 4.50 | | |

measurements shown in inches

Amherst

Burnt Umber Finish
Antique Harvest Beige Glass



A 975815-BU
15 Light Chandelier

B 97511-BU
Semi-Flush

| Item | Type | Bulbs | Watts | W | H | Ext | Hanging Options | Features/Notes | Symbol |
|-------------|------|-------|-------|-------|-------|-----|---------------------------|----------------|--------|
| A 975815-BU | (M) | 15 | 60 | 42 | 42 | | 10' Chain, 12' Wire Incl. | | Ⓢ Ⓟ |
| B 97511-BU | (M) | 3 | 100 | 17.50 | 13.25 | | | | |

measurements shown in inches

Amherst

Burnt Umber Finish
Antique Harvest Beige Glass



C **97585-BU**
5 Light Chandelier



D **97583-BU**
3 Light Chandelier



E **97589-BU**
9 Light Chandelier

| Item | Type | Bulbs | Watts | W | H | Ext | Hanging Options | Features/Notes | Symbol |
|-------------------|------|-------|-------|-------|-------|-----|---------------------------|----------------|--------|
| C 97585-BU | (M) | 5 | 100 | 28 | 28 | | 3' Chain, 10' Wire Incl. | | |
| D 97583-BU | (M) | 3 | 100 | 19.25 | 22 | | 3' Chain, 10' Wire Incl. | | |
| E 97589-BU | (M) | 9 | 100 | 32 | 32.50 | | 10' Chain, 12' Wire Incl. | | |

measurements shown in inches

Amherst


Burnt Umber Finish
Antique Harvest Beige Glass




F 97531-BU
Pendant



G 97586-BU
5 Light Down Chandelier



H 97538-BU
2 Light Island



I 97551-BU
3 Light Foyer

| Item | Type | Bulbs | Watts | W | H | Ext | Hanging Options | Features/Notes | Symbol |
|------|----------|-------|-------|-----|-------|-------|-----------------|------------------------------|--------|
| F | 97531-BU | (M) | 3 | 100 | 25.25 | 30 | | 10' Chain, 12' Wire Incl. | |
| G | 97586-BU | (M) | 5 | 100 | 25.50 | 25.75 | | 3' Chain, 10' Wire Incl. | |
| H | 97538-BU | (M) | 2 | 100 | 38 | 26.25 | 16 | (2) 3' Chain, 10' Wire Incl. | |
| I | 97551-BU | (C) | 3 | 60 | 15 | 28.25 | | 10' Chain, 12' Wire Incl. | |

measurements shown in inches

Amherst

Burnt Umber Finish
Antique Harvest Beige Glass



J 97530-BU
Mini Pendant



K 97501-BU
Wall Sconce



L 97502-BU
2 Light Bath Bar



M 97503-BU
3 Light Bath Bar



N 97504-BU
4 Light Bath Bar

| Item | Type | Bulbs | Watts | W | H | Ext | Backplate (W x H) | Features/Notes | Symbol |
|------|----------|-------|-------|-----|------|-------|-------------------|-------------------------|--------|
| J | 97530-BU | (M) | 1 | 100 | 6.50 | 9.75 | | 6", 12", 18" Rods Incl. | Ⓜ |
| K | 97501-BU | (M) | 1 | 100 | 6 | 10.25 | 8 | 5 x 8.25 | Ⓜ Ⓢ |
| L | 97502-BU | (M) | 2 | 100 | 14 | 10 | 8 | 11 x 5.50 | Ⓜ Ⓢ |
| M | 97503-BU | (M) | 3 | 100 | 22 | 10 | 8 | 11 x 5.50 | Ⓜ Ⓢ |
| N | 97504-BU | (M) | 4 | 100 | 30 | 10 | 8 | 11 x 5.50 | Ⓜ Ⓢ |

measurements shown in inches









O **ES97540-BU**
Fluorescent Wall Sconce



P **ES97522-BU**
Fluorescent Flushmount



Q **ES97523-BU**
Fluorescent Linear Flushmount



| Item | Type | Bulbs | Watts | W | H | L | Backplate Dimensions | Features/Notes | Symbol |
|----------------------------|------|-------|--------------------|-------|------|-------|----------------------|----------------------|---|
| O ES97540-BU | (FL) | 1 | 26/2,700K | 16 | 6.25 | 4.50 | | PLC G24q-3 Base Lamp |   |
| P ES97522-BU | (FL) | 2 | 22 & 32 /2,700K | 15.75 | 3.50 | 15.75 | | T9 Base Lamp |   |
| Q ES97523-BU | (FL) | 4 | 32/2,700K | 55.50 | 4.50 | 18.25 | | T8 Bi-pin Base Lamp |   |

measurements shown in inches

A **85689-ABS**
9 Light Chandelier

B **85611-ABS**
Semi-Flush



| Item | Type | Bulbs | Watts | W | H | Ext | Hanging Options | Features/Notes | Symbol |
|------|-----------|-------|-------|-----|-------|-------|-----------------|---------------------------|---|
| A | 85689-ABS | (C) | 9 | 60 | 31 | 31.50 | | 10' Chain, 12' Wire Incl. |   |
| B | 85611-ABS | (M) | 2 | 100 | 13.25 | 12 | | | |

measurements shown in inches

C 85683-ABS
3 Light Chandelier



D 85631-ABS
Pendant



E 85686-ABS
6 Light Chandelier

| Item | Type | Bulbs | Watts | W | H | Ext | Hanging Options | Features/Notes | Symbol |
|------|-----------|-------|-------|-----|-------|-------|-----------------|---------------------------|--------|
| C | 85683-ABS | (M) | 3 | 100 | 18.50 | 24 | | 3' Chain, 10' Wire Incl. | |
| D | 85631-ABS | (M) | 3 | 100 | 18.75 | 24.50 | | 3' Chain, 10' Wire Incl. | |
| E | 85686-ABS | (C) | 6 | 60 | 31 | 31.50 | | 10' Chain, 12' Wire Incl. | |

measurements shown in inches

F 85601-ABS
Wall Sconce



G 85630-ABS
Mini Pendant



H 85603-ABS
3 Light Bath Bar



I 85604-ABS
4 Light Bath Bar

| Item | Type | Bulbs | Watts | W | H | Ext | Backplate (W x H) | Features/Notes | Symbol |
|------|-----------|-------|-------|-----|-------|------|-------------------|-------------------------|--------|
| F | 85601-ABS | (M) | 1 | 100 | 9.50 | 9.25 | 7.25 | 5" Diameter | ☹️💧 |
| G | 85630-ABS | (M) | 1 | 100 | 5.50 | 9.25 | | (2) 6", 12", Rods Incl. | 🔌 |
| H | 85603-ABS | (M) | 3 | 100 | 22.75 | 9.25 | 7.25 | 5" Diameter | ☹️💧 |
| I | 85604-ABS | (M) | 4 | 100 | 30.50 | 9.25 | 7.25 | 5" Diameter | ☹️💧 |

measurements shown in inches




Lauderhill

Natural Iron Finish
Warm Amber Glaze Glass



A **84730-NI**
Mini Pendant

B **84789-NI**
9 Light Chandelier

| Item | Type | Bulbs | Watts | W | H | Ext | Hanging Options | Features/Notes | Symbol |
|------|----------|-------|-------|-----|----|-------|---------------------------|----------------|---|
| A | 84730-NI | (M) | 1 | 100 | 5 | 16 | 6", 12", 18" Rods Incl. | |  |
| B | 84789-NI | (M) | 9 | 100 | 32 | 29.50 | 10' Chain, 12' Wire Incl. | |   |

measurements shown in inches

Lauderhill

Natural Iron Finish
Warm Amber Glaze Glass



C 84731-NI
Pendant



D 84785-NI
5 Light Chandelier

| Item | Type | Bulbs | Watts | W | H | Ext | Hanging Options | Features/Notes | Symbol |
|------|----------|-------|-------|-----|----|-------|--------------------------|----------------|--------|
| C | 84731-NI | (M) | 3 | 100 | 22 | 22.50 | 3' Chain, 10' Wire Incl. | | |
| D | 84785-NI | (M) | 5 | 100 | 27 | 24.50 | 3' Chain, 10' Wire Incl. | | |

measurements shown in inches

Lauderhill

Natural Iron Finish
Warm Amber Glaze Glass



E 84701-NI
Wall Sconce



F 84703-NI
3 Light Bath Bar



G 84704-NI
4 Light Bath Bar

| Item | Type | Bulbs | Watts | W | H | Ext | Backplate (W x H) | Features/Notes | Symbol |
|------------|------|-------|-------|-------|-------|------|-------------------|----------------|--------|
| E 84701-NI | (M) | 1 | 100 | 5.25 | 13.50 | 7.25 | 5 x 7 | | |
| F 84703-NI | (M) | 3 | 100 | 24.75 | 8.75 | 7 | 7 x 5 | | |
| G 84704-NI | (M) | 4 | 100 | 34.50 | 9.50 | 7 | 7 x 5 | | |

measurements shown in inches

Tangier

Natural Iron Finish
Satin Chenille Glass



A 85589-NI
9 Light Chandelier

B 85511-NI
Semi-Flush

| Item | Type | Bulbs | Watts | W | H | Ext | Hanging Options | Features/Notes | Symbol |
|------|----------|-------|-------|-----|-------|-------|-----------------|--------------------------|--------|
| A | 85589-NI | (C) | 9 | 60 | 28.25 | 30 | | 3' Chain, 10' Wire Incl. | |
| B | 85511-NI | (M) | 2 | 100 | 14.75 | 13.25 | | | |

measurements shown in inches

Tangier

Natural Iron Finish
Satin Chenille Glass

C 85583-NI
3 Light Chandelier



D 85531-NI
Pendant



E 85530-NI
Mini Pendant



F 85585-NI
5 Light Chandelier

| Item | Type | Bulbs | Watts | W | H | Ext | Hanging Options | Features/Notes | Symbol |
|-------------------|------|-------|-------|-------|-------|-----|--------------------------|----------------|--------|
| C 85583-NI | (C) | 3 | 60 | 15.50 | 18.25 | | 3' Chain, 10' Wire Incl. | | |
| D 85531-NI | (M) | 3 | 100 | 21.75 | 23.25 | | 3' Chain, 10' Wire Incl. | | |
| E 85530-NI | (M) | 1 | 100 | 6 | 10.75 | | (2) 6", 12" Rods Incl. | | |
| F 85585-NI | (C) | 5 | 60 | 25.50 | 23 | | 3' Chain, 10' Wire Incl. | | |

measurements shown in inches

Tangier

Natural Iron Finish
Satin Chenille Glass

G 85501-NI
Wall Sconce



H 85502-NI
2 Light Wall Sconce



I 85503-NI
3 Light Bath Bar



J 85504-NI
4 Light Bath Bar



| Item | Type | Bulbs | Watts | W | H | Ext | Backplate (W x H) | Features/Notes | Symbol |
|------|----------|-------|-------|-----|-------|-------|-------------------|----------------|--------|
| G | 85501-NI | (C) | 1 | 60 | 4.75 | 15.25 | 6.50 | 4.75 x 7.75 | ☹️ |
| H | 85502-NI | (C) | 2 | 60 | 12.25 | 14.75 | 5.50 | 4.75 x 7.75 | ☹️ |
| I | 85503-NI | (M) | 3 | 100 | 24 | 8.50 | 7.50 | 8 x 5 | ☹️ ☹️ |
| J | 85504-NI | (M) | 4 | 100 | 32 | 8.50 | 7.50 | 8 x 5 | ☹️ ☹️ |

measurements shown in inches

Modesto



Artisan Finish
White Opal Glass or White Fabric Shades



A 83711-ART
Semi-Flush



B 83789-ART
9 Light Chandelier

| Item | Type | Bulbs | Watts | W | H | Ext | Hanging Options | Features/Notes | Symbol |
|------|-----------|-------|-------|-----|-------|-------|---------------------------|--------------------|---|
| A | 83711-ART | (M) | 3 | 60 | 14.50 | 10.50 | | White Fabric Shade | |
| B | 83789-ART | (M) | 9 | 100 | 30 | 31.50 | 10' Chain, 12' Wire Incl. | White Opal Glass |   |

measurements shown in inches

Modesto

Artisan Finish
White Opal Glass or White Fabric Shades

C **83786-ART**
6 Light Chandelier



D **83731-ART**
Pendant



E **83703-ART**
3 Light Bath Bar

| Item | Type | Bulbs | Watts | W | H | Ext | Hanging Options Backplate (W x H) | Features/Notes | Symbol |
|---------------------------|------|-------|-------|----|-------|------|--------------------------------------|------------------|--------|
| C 83786-ART | (M) | 6 | 100 | 26 | 25 | | 3' Chain, 10' Wire Incl. | White Opal Glass | |
| D 83731-ART | (M) | 3 | 100 | 22 | 25.75 | | 3' Chain, 10' Wire Incl. | White Opal Glass | |
| E 83703-ART | (M) | 3 | 100 | 22 | 6.25 | 5.25 | 9 x 4.75 | White Opal Glass | |

measurements shown in inches

Bellemeade

Artisan Finish
White Opal Style Glass

A **84430-ART**
Mini Pendant



B **84489-ART**
9 Light Chandelier



| Item | Type | Bulbs | Watts | W | H | Ext | Hanging Options | Features/Notes | Symbol |
|------|-----------|-------|-------|----|------|-------|---------------------------|----------------|--------|
| A | 84430-ART | (C) | 1 | 60 | 7.50 | 11.75 | 6", 12", 18" Rods Incl. | | |
| B | 84489-ART | (C) | 9 | 60 | 34 | 37.50 | 10' Chain, 12' Wire Incl. | | |

measurements shown in inches

Bellemeade

Artisan Finish
White Opal Style Glass



C 84411-ART
Semi-Flush

D 84483-ART
3 Light Chandelier



E 84485-ART
5 Light Chandelier

| Item | Type | Bulbs | Watts | W | H | Ext | Hanging Options | Features/Notes | Symbol |
|--------------------|------|-------|-------|-------|-------|-----|--------------------------|----------------|--------|
| C 84411-ART | (M) | 3 | 100 | 15.50 | 10 | | | | |
| D 84483-ART | (C) | 3 | 60 | 21 | 25.25 | | 3' Chain, 10' Wire Incl. | | |
| E 84485-ART | (C) | 5 | 60 | 27 | 29 | | 3' Chain, 10' Wire Incl. | | |

measurements shown in inches

Bellemeade

Artisan Finish
White Opal Style Glass



F 84401-ART
Wall Sconce



G 84403-ART
3 Light Bath Bar



H 84404-ART
4 Light Bath Bar

| Item | Type | Bulbs | Watts | W | H | Ext | Backplate (W x H) | Features/Notes | Symbol |
|-------------|------|-------|-------|------|-------|------|-------------------|----------------|--------|
| F 84401-ART | (C) | 1 | 60 | 4.50 | 12.25 | 6.50 | 4.50 x 9.25 | | |
| G 84403-ART | (C) | 3 | 60 | 23 | 10.75 | 6 | 8 x 4.50 | | |
| H 84404-ART | (C) | 4 | 60 | 30 | 10.75 | 6 | 13.25 x 4.50 | | |

measurements shown in inches

Montego

Oil Rubbed Bronze Finish
Satin Bisque Glass



A 96911-ORB
Semi-Flush

B 96930-ORB
Mini Pendant



C 96989-ORB
9 Light Chandelier

| Item | Type | Bulbs | Watts | W | H | Ext | Hanging Options | Features/Notes | Symbol |
|------|-----------|-------|-------|-----|----|-------|--------------------------|----------------|--------|
| A | 96911-ORB | (M) | 2 | 100 | 16 | 10.50 | | | |
| B | 96930-ORB | (M) | 1 | 100 | 6 | 15.50 | 6", 12", 18" Rods Incl. | | |
| C | 96989-ORB | (M) | 9 | 100 | 29 | 35.75 | 3' Chain, 10' Wire Incl. | | |

measurements shown in inches

Montego

Oil Rubbed Bronze Finish
Satin Bisque Glass



D **96983-ORB**
3 Light Chandelier



E **96932-ORB**
Down Pendant



F **96985-ORB**
5 Light Chandelier



G **96931-ORB**
Pendant

| Item | Type | Bulbs | Watts | W | H | Ext | Hanging Options | Features/Notes | Symbol |
|------|-----------|-------|-------|-----|-------|-------|--------------------------|----------------|--------|
| D | 96983-ORB | (M) | 3 | 100 | 18 | 21 | 3' Chain, 10' Wire Incl. | | |
| E | 96932-ORB | (M) | 1 | 150 | 18.25 | 21 | 3' Chain, 10' Wire Incl. | | |
| F | 96985-ORB | (M) | 5 | 100 | 23.25 | 25.75 | 3' Chain, 10' Wire Incl. | | |
| G | 96931-ORB | (M) | 3 | 100 | 18.50 | 23.75 | 3' Chain, 10' Wire Incl. | | |

measurements shown in inches

Montego

Oil Rubbed Bronze Finish
Satin Bisque Glass



H 96901-ORB
Wall Sconce



I 96902-ORB
2 Light Bath Bar



J 96903-ORB
3 Light Bath Bar



K 96905-ORB
5 Light Bath Bar

| Item | Type | Bulbs | Watts | W | H | Ext | Backplate (W x H) | Features/Notes | Symbol |
|------|-----------|-------|-------|-----|-------|------|-------------------|----------------|--------|
| H | 96901-ORB | (M) | 1 | 100 | 5.75 | 9 | 7.25 | 5.25" dia. | ☉ |
| I | 96902-ORB | (M) | 2 | 100 | 18 | 8.75 | 7.25 | 18 x 4.75 | ☉ 🔥 |
| J | 96903-ORB | (M) | 3 | 100 | 24 | 8.75 | 7.25 | 24 x 4.75 | ☉ 🔥 |
| K | 96905-ORB | (M) | 5 | 100 | 36.50 | 8.75 | 7.25 | 36 x 4.75 | ☉ 🔥 |

measurements shown in inches

Montego

Matte Pewter Finish
Frosted Glass

A **96930-MTP**
Mini Pendant



B **96911-MTP**
Semi-Flush



C **96989-MTP**
9 Light Chandelier

| Item | Type | Bulbs | Watts | W | H | Ext | Hanging Options | Features/Notes | Symbol |
|--------------------|------|-------|-------|----|-------|-----|--------------------------|----------------|--------|
| A 96930-MTP | (M) | 1 | 100 | 6 | 15.50 | | 6", 12", 18" Rods Incl. | | |
| B 96911-MTP | (M) | 2 | 100 | 16 | 10.50 | | | | |
| C 96989-MTP | (M) | 9 | 100 | 29 | 35.75 | | 3' Chain, 10' Wire Incl. | | |

measurements shown in inches

Montego

Matte Pewter Finish
Frosted Glass



D **96983-MTP**
3 Light Chandelier



E **96932-MTP**
Down Pendant



F **96985-MTP**
5 Light Chandelier



G **96931-MTP**
Pendant

| Item | Type | Bulbs | Watts | W | H | EXT | Hanging Options | Features/Notes | Symbol |
|------|-----------|-------|-------|-----|-------|-------|--------------------------|----------------|--------|
| D | 96983-MTP | (M) | 3 | 100 | 18 | 21 | 3' Chain, 10' Wire Incl. | | |
| E | 96932-MTP | (M) | 1 | 150 | 18 | 18.25 | 3' Chain, 10' Wire Incl. | | |
| F | 96985-MTP | (M) | 5 | 100 | 23.25 | 25.75 | 3' Chain, 10' Wire Incl. | | |
| G | 96931-MTP | (M) | 3 | 100 | 18.50 | 23.75 | 3' Chain, 10' Wire Incl. | | |

measurements shown in inches

Montego

Matte Pewter Finish
Frosted Glass



H **96901-MTP**
Wall Sconce



I **96902-MTP**
2 Light Bath Bar



J **96903-MTP**
3 Light Bath Bar



K **96905-MTP**
5 Light Bath Bar



| Item | Type | Bulbs | Watts | W | H | Ext | Backplate (W x H) | Features/Notes | Symbol |
|------|-----------|-------|-------|-----|-------|------|-------------------|----------------|--------|
| H | 96901-MTP | (M) | 1 | 100 | 5.75 | 9 | 7.50 | 5.25" dia. | ☉ |
| I | 96902-MTP | (M) | 2 | 100 | 18 | 8.75 | 7.50 | 18 x 4.75 | ☉ 🔥 |
| J | 96903-MTP | (M) | 3 | 100 | 24 | 8.75 | 7.50 | 24 x 4.75 | ☉ 🔥 |
| K | 96905-MTP | (M) | 5 | 100 | 36.50 | 8.75 | 7.50 | 36 x 4.75 | ☉ 🔥 |

measurements shown in inches



A **98089-SP**
9 Light Chandelier

B **98011-SP**
Semi-Flush

| Item | Type | Bulbs | Watts | W | H | Ext | Hanging Options | Features/Notes | Symbol |
|-------------------|------|-------|-------|----|-------|-----|---------------------------|----------------|---|
| A 98089-SP | (M) | 9 | 100 | 30 | 30.25 | | 10' Chain, 12' Wire Incl. | |   |
| B 98011-SP | (M) | 3 | 100 | 17 | 12.50 | | | | |

measurements shown in inches

Stratton

Satin Platinum Finish
Faux Alabaster Glass

C **98031-SP**
Pendant



D **98086-SP**
6 Light Chandelier



| | Item | Type | Bulbs | Watts | W | H | Ext | Hanging Options | Features/Notes | Symbol |
|----------|-----------------|------|-------|-------|-------|-------|-----|--------------------------|----------------|--------|
| C | 98031-SP | (M) | 3 | 100 | 19.75 | 25.25 | | 3' Chain, 10' Wire Incl. | | |
| D | 98086-SP | (M) | 6 | 100 | 25.25 | 23 | | 3' Chain, 10' Wire Incl. | | |

measurements shown in inches

Stratton

Satin Platinum Finish
Faux Alabaster Glass



E **98030-SP**
Mini Pendant



F **98002-SP**
2 Light Bath Bar



G **98003-SP**
3 Light Bath Bar



H **98004-SP**
4 Light Bath Bar

| Item | Type | Bulbs | Watts | W | H | Ext | Backplate (W x H) | Features/Notes | Symbol |
|--------------------------|------|-------|-------|-------|-------|------|-------------------|-------------------------|--------|
| E 98030-SP | (M) | 1 | 100 | 5.25 | 14.25 | | | 6", 12", 18" Rods Incl. | |
| F 98002-SP | (M) | 2 | 100 | 13.50 | 9 | 7.50 | 5.50" Diameter | | |
| G 98003-SP | (M) | 3 | 100 | 21.50 | 10 | 7.50 | 5.50" Diameter | | |
| H 98004-SP | (M) | 4 | 100 | 29.75 | 10 | 7.50 | 5.50" Diameter | | |

measurements shown in inches

Stratton

Warm Mahogany Finish
Amber Sandstone Glass



A 98011-WM
Semi-Flush

B 98089-WM
9 Light Chandelier



| | Item | Type | Bulbs | Watts | W | H | Ext | Hanging Options | Features/Notes | Symbol |
|---|----------|------|-------|-------|----|-------|-----|---------------------------|----------------|--------|
| A | 98011-WM | (M) | 3 | 100 | 17 | 12.50 | | | | |
| B | 98089-WM | (M) | 9 | 100 | 30 | 30.25 | | 10' Chain, 12' Wire Incl. | | Ⓢ Ⓡ |

C **98086-WM**
6 Light Chandelier



D **98031-WM**
Pendant



| | Item | Type | Bulbs | Watts | W | H | Ext | Hanging Options | Features/Notes | Symbol |
|----------|-----------------|------|-------|-------|-------|-------|-----|--------------------------|----------------|--------|
| C | 98086-WM | (M) | 6 | 100 | 25.25 | 23 | | 3' Chain, 10' Wire Incl. | | |
| D | 98031-WM | (M) | 3 | 100 | 19.75 | 25.25 | | 3' Chain, 10' Wire Incl. | | |

measurements shown in inches

Stratton

Warm Mahogany Finish
Amber Sandstone Glass



E **98030-WM**
Mini Pendant



F **98002-WM**
2 Light Bath Bar



G **98003-WM**
3 Light Bath Bar



H **98004-WM**
4 Light Bath Bar

| Item | Type | Bulbs | Watts | W | H | Ext | Backplate Dimensions | Features/Notes | Symbol |
|--------------------------|------|-------|-------|-------|-------|------|----------------------|-------------------------|--------|
| E 98030-WM | (M) | 1 | 100 | 5.25 | 14.25 | | | 6", 12", 18" Rods Incl. | |
| F 98002-WM | (M) | 2 | 100 | 13.50 | 9 | 7.50 | 5.50" Diameter | | |
| G 98003-WM | (M) | 3 | 100 | 21.50 | 10 | 7.50 | 5.50" Diameter | | |
| H 98004-WM | (M) | 4 | 100 | 29.75 | 10 | 7.50 | 5.50" Diameter | | |

measurements shown in inches

Kendall

Oil Rubbed Bronze Finish
Alabaster Glass



A 85185-ORB
5 Light Chandelier

B 85111-ORB
Semi-Flush

| Item | Type | Bulbs | Watts | W | H | Ext | Hanging Options | Features/Notes | Symbol |
|-------------|------|-------|-------|-------|-------|-----|--------------------------|----------------|--------|
| A 85185-ORB | (M) | 5 | 100 | 20 | 16.50 | | 3' Chain, 10' Wire Incl. | | |
| B 85111-ORB | (M) | 2 | 100 | 13.25 | 10.50 | | | | |

measurements shown in inches

Kendall

Oil Rubbed Bronze Finish
Alabaster Glass



C **85131-ORB**
Pendant



D **85132-ORB**
Down Pendant



E **85183-ORB**
3 Light Chandelier

| Item | Type | Bulbs | Watts | W | H | Ext | Hanging Options | Features/Notes | Symbol |
|---------------------------|------|-------|-------|-------|-------|-----|--------------------------|----------------|--------|
| C 85131-ORB | (M) | 3 | 100 | 15.50 | 22 | | 3' Chain, 10' Wire Incl. | | |
| D 85132-ORB | (M) | 1 | 100 | 15.75 | 9.25 | | 3' Chain, 10' Wire Incl. | | |
| E 85183-ORB | (M) | 3 | 100 | 18 | 16.50 | | 3' Chain, 10' Wire Incl. | | |

measurements shown in inches

Kendall

Oil Rubbed Bronze Finish
Alabaster Glass

F 85101-ORB
Wall Sconce



G 85130-ORB
Mini Pendant



H 85103-ORB
3 Light Bath Bar



I 85104-ORB
4 Light Bath Bar

| Item | Type | Bulbs | Watts | W | H | Ext | Backplate (W x H) | Features/Notes | Symbol |
|-------------|------|-------|-------|-------|------|------|-------------------|------------------------|--------|
| F 85101-ORB | (M) | 1 | 100 | 5.75 | 9 | 6.50 | 5.75" Diameter | | ☉ 🔥 |
| G 85130-ORB | (M) | 1 | 100 | 5.50 | 7.25 | | | (2) 6", 12" Rods Incl. | 📏 🔥 |
| H 85103-ORB | (M) | 3 | 100 | 23.50 | 9.50 | 6.50 | 5.75" Diameter | | ☉ 🔥 |
| I 85104-ORB | (M) | 4 | 100 | 32.25 | 9.50 | 6.50 | 5.75" Diameter | | ☉ 🔥 |

measurements shown in inches

Kendall

Satin Platinum Finish
Alabaster Glass



A **85185-SP**
5 Light Chandelier

B **85111-SP**
Semi-Flush

| Item | Type | Bulbs | Watts | W | H | Ext | Hanging Options | Features/Notes | Symbol |
|------|----------|-------|-------|-----|-------|-------|-----------------|--------------------------|--------|
| A | 85185-SP | (M) | 5 | 100 | 20 | 16.50 | | 3' Chain, 10' Wire Incl. | |
| B | 85111-SP | (M) | 2 | 100 | 13.25 | 10.50 | | | |

measurements shown in inches

Kendall

Satin Platinum Finish
Alabaster Glass

C **85131-SP**
Pendant



D **85132-SP**
Down Pendant



E **85183-SP**
3 Light Chandelier



| Item | Type | Bulbs | Watts | W | H | Ext | Hanging Options | Features/Notes | Symbol |
|--------------------------|------|-------|-------|-------|-------|-----|--------------------------|----------------|--------|
| C 85131-SP | (M) | 3 | 100 | 15.50 | 22 | | 3' Chain, 10' Wire Incl. | | |
| D 85132-SP | (M) | 1 | 100 | 15.75 | 9.25 | | 3' Chain, 10' Wire Incl. | | |
| E 85183-SP | (M) | 3 | 100 | 18 | 16.50 | | 3' Chain, 10' Wire Incl. | | |

measurements shown in inches

Kendall

Satin Platinum Finish
Alabaster Glass

F 85101-SP
Wall Sconce



G 85130-SP
Mini Pendant



H 85103-SP
3 Light Bath Bar



I 85104-SP
4 Light Bath Bar

| Item | Type | Bulbs | Watts | W | H | Ext | Backplate (W x H) | Features/Notes | Symbol |
|------------|------|-------|-------|-------|------|------|-------------------|-------------------------|--------|
| F 85101-SP | (M) | 1 | 100 | 5.75 | 9 | 6.50 | 5.75" Diameter | | ☑️ 🔥 |
| G 85130-SP | (M) | 1 | 100 | 5.50 | 7.25 | | | (2) 6", 12", Rods Incl. | 🔗 |
| H 85103-SP | (M) | 3 | 100 | 23.50 | 9.50 | 6.50 | 5.75" Diameter | | ☑️ 🔥 |
| I 85104-SP | (M) | 4 | 100 | 32.25 | 9.50 | 6.50 | 5.75" Diameter | | ☑️ 🔥 |

measurements shown in inches

Torino

Brushed Nickel Finish (35)
Alabaster Glass



A 15005-5-35
5 Light Chandelier

B 15005-SF-35
Semi-Flush

| Item | Type | Bulbs | Watts | W | H | Ext | Hanging Options | Features/Notes | Symbol |
|----------------------|------|-------|-------|-------|-------|-----|--------------------------|----------------|--------|
| A 15005-5-35 | (M) | 5 | 100 | 27.50 | 12.75 | | 3' Chain, 10' Wire Incl. | | ⓘ |
| B 15005-SF-35 | (M) | 2 | 100 | 13 | 10.50 | | | | |

measurements shown in inches

Torino

Brushed Nickel Finish (35)
Alabaster Glass



C **15005-MP-35**
Mini Pendant



D **15005-DP-35**
Down Pendant



E **15005-IP-35**
Pendant



F **15005-3-35**
3 Light Chandelier

| Item | Type | Bulbs | Watts | W | H | Ext | Hanging Options | Features/Notes | Symbol |
|-----------------------------|------|-------|-------|-------|-------|-----|--------------------------|----------------|--------|
| C 15005-MP-35 | (M) | 1 | 100 | 5 | 6.75 | | (2) 6", 12" Rods Incl. | | |
| D 15005-DP-35 | (M) | 1 | 100 | 15.75 | 9.75 | | 3' Chain, 10' Wire Incl. | | |
| E 15005-IP-35 | (M) | 2 | 100 | 21.50 | 15.75 | | 3' Chain, 10' Wire Incl. | | |
| F 15005-3-35 | (M) | 3 | 100 | 27.75 | 12.75 | | 3' Chain, 10' Wire Incl. | | |

measurements shown in inches

Torino

Brushed Nickel Finish (35)
Alabaster Glass



G **15005-1B-35**
Wall Sconce

H **15005-3B-35**
3 Light Bath Bar



I **15005-4B-35**
4 Light Bath Bar

| | Item | Type | Bulbs | Watts | W | H | Ext | Backplate (W x H) | Features/Notes | Symbol |
|----------|--------------------|------|-------|-------|-------|------|------|-------------------|----------------|--------|
| G | 15005-1B-35 | (M) | 1 | 100 | 5 | 8.50 | 8 | 4.50 x 5.25 | | |
| H | 15005-3B-35 | (M) | 3 | 100 | 24 | 8.50 | 7.75 | 4.75 x 24 | | |
| I | 15005-4B-35 | (M) | 4 | 100 | 30.25 | 8.50 | 7.75 | 4.75 x 30 | | |

measurements shown in inches

Torino

Oil Rubbed Bronze Finish (34)
Alabaster Glass



B 15005-SF-34
Semi-Flush



A 15005-5-34
5 Light Chandelier

| Item | Type | Bulbs | Watts | W | H | Ext | Hanging Options | Features/Notes | Symbol |
|----------------------|------|-------|-------|-------|-------|-----|--------------------------|----------------|--------|
| A 15005-5-34 | (M) | 5 | 100 | 27.50 | 12.75 | | 3' Chain, 10' Wire Incl. | | ⓘ |
| B 15005-SF-34 | (M) | 2 | 100 | 13 | 10.50 | | | | |

measurements shown in inches

Torino

Oil Rubbed Bronze Finish (34)
Alabaster Glass



C **15005-MP-34**
Mini Pendant



D **15005-DP-34**
Down Pendant



E **15005-IP-34**
Pendant



F **15005-3-34**
3 Light Chandelier

| Item | Type | Bulbs | Watts | W | H | Ext | Hanging Options | Features/Notes | Symbol |
|-----------------------------|------|-------|-------|-------|-------|-----|--------------------------|----------------|--------|
| C 15005-MP-34 | (M) | 1 | 100 | 5 | 6.75 | | (2) 6", 12" Rods Incl. | | |
| D 15005-DP-34 | (M) | 1 | 100 | 15.75 | 9.75 | | 3' Chain, 10' Wire Incl. | | |
| E 15005-IP-34 | (M) | 2 | 100 | 21.50 | 15.75 | | 3' Chain, 10' Wire Incl. | | |
| F 15005-3-34 | (M) | 3 | 100 | 27.75 | 12.75 | | 3' Chain, 10' Wire Incl. | | |

measurements shown in inches

Torino

Oil Rubbed Bronze Finish (34)
Alabaster Glass



G 15005-1B-34
Wall Sconce

H 15005-3B-34
3 Light Bath Bar



I 15005-4B-34
4 Light Bath Bar

| | Item | Type | Bulbs | Watts | W | H | Ext | Backplate (W x H) | Features/Notes | Symbol |
|----------|-------------|------|-------|-------|-------|------|------|-------------------|----------------|--------|
| G | 15005-1B-34 | (M) | 1 | 100 | 5 | 8.50 | 8 | 4.50 x 5.25 | | |
| H | 15005-3B-34 | (M) | 3 | 100 | 24 | 8.50 | 7.75 | 4.75 x 24 | | |
| I | 15005-4B-34 | (M) | 4 | 100 | 30.25 | 8.50 | 7.75 | 4.75 x 30 | | |

measurements shown in inches

Darcy

Oil Rubbed Bronze Finish (34)
Opal Glass



A **15006-5-34**
5 Light Chandelier

B **15006-SF-34**
Semi-Flush

| | Item | Type | Bulbs | Watts | W | H | Ext | Hanging Options | Features/Notes | Symbol |
|----------|--------------------|------|-------|-------|-------|-------|-----|--------------------------|----------------|--------|
| A | 15006-5-34 | (M) | 5 | 100 | 23.50 | 20.50 | | 3' Chain, 10' Wire Incl. | | ⓘ |
| B | 15006-SF-34 | (M) | 3 | 100 | 14.50 | 11.50 | | | | |

measurements shown in inches

Darcy

Oil Rubbed Bronze Finish (34)
Opal Glass

C 15006-MP-34
Mini Pendant



D 15006-DP-34
Down Pendant



E 15006-3-34
3 Light Chandelier



| Item | Type | Bulbs | Watts | W | H | Ext | Hanging Options | Features/Notes | Symbol |
|----------------------|------|-------|-------|-------|-------|-----|--------------------------|----------------|--------|
| C 15006-MP-34 | (M) | 1 | 100 | 5 | 7.25 | | (2) 6", 12", Rods Incl. | | |
| D 15006-DP-34 | (M) | 1 | 100 | 14.50 | 8.75 | | 3' Chain, 10' Wire Incl. | | |
| E 15006-3-34 | (M) | 3 | 100 | 18.50 | 20.50 | | 3' Chain, 10' Wire Incl. | | |

measurements shown in inches

Darcy

Oil Rubbed Bronze Finish (34)
Opal Glass







F **15006-1B-34**
Wall Sconce



G **15006-3B-34**
3 Light Bath Bar



H **15006-4B-34**
4 Light Bath Bar

| Item | Type | Bulbs | Watts | W | H | Ext | Backplate (W x H) | Features/Notes | Symbol |
|----------------------|------|-------|-------|-------|------|------|-------------------|----------------|---|
| F 15006-1B-34 | (M) | 1 | 100 | 5 | 9.25 | 7 | 5.25" Diameter | |   |
| G 15006-3B-34 | (M) | 3 | 100 | 24.75 | 9.25 | 6.50 | 5.25" Diameter | |   |
| H 15006-4B-34 | (M) | 4 | 100 | 35 | 9.25 | 6.50 | 5.25" Diameter | |   |

measurements shown in inches



A 15006-5-35
5 Light Chandelier

B 15006-SF-35
Semi-Flush

| | Item | Type | Bulbs | Watts | W | H | Ext | Hanging Options | Features/Notes | Symbol |
|---|-------------|------|-------|-------|-------|-------|-----|--------------------------|----------------|--------|
| A | 15006-5-35 | (M) | 5 | 100 | 23.50 | 20.50 | | 3' Chain, 10' Wire Incl. | | Ⓛ |
| B | 15006-SF-35 | (M) | 3 | 100 | 14.50 | 11.50 | | | | |

measurements shown in inches

Darcy

Brushed Nickel Finish (35)
Opal Glass



C **15006-MP-35**
Mini Pendant



E **15006-3-35**
3 Light Chandelier



D **15006-DP-35**
Down Pendant



| Item | Type | Bulbs | Watts | W | H | Ext | Hanging Options | Features/Notes | Symbol |
|----------------------|------|-------|-------|-------|-------|-----|--------------------------|----------------|--------|
| C 15006-MP-35 | (M) | 1 | 100 | 5 | 7.25 | | (2) 6", 12", Rods Incl. | | |
| D 15006-DP-35 | (M) | 1 | 100 | 14.50 | 8.75 | | 3' Chain, 10' Wire Incl. | | |
| E 15006-3-35 | (M) | 3 | 100 | 18.50 | 20.50 | | 3' Chain, 10' Wire Incl. | | |

measurements shown in inches

F 15006-1B-35
Wall Sconce



G 15006-3B-35
3 Light Bath Bar



H 15006-4B-35
4 Light Bath Bar

| Item | Type | Bulbs | Watts | W | H | Ext | Backplate (W x H) | Features/Notes | Symbol |
|---------------|------|-------|-------|-------|------|------|-------------------|----------------|--------|
| F 15006-1B-35 | (M) | 1 | 100 | 5 | 9.25 | 7 | 5.25" Diameter | | |
| G 15006-3B-35 | (M) | 3 | 100 | 24.75 | 9.25 | 6.50 | 5.25" Diameter | | |
| H 15006-4B-35 | (M) | 4 | 100 | 35 | 9.25 | 6.50 | 5.25" Diameter | | |

measurements shown in inches

Addison

Oil Rubbed Bronze Finish
Frosted White Tapered Glass



A **85285-ORB**
5 Light Chandelier

B **85211-ORB**
Semi-Flush

| Item | Type | Bulbs | Watts | W | H | Ext | Hanging Options | Features/Notes | Symbol |
|----------|------------------|-------|-------|-----|-------|-------|-----------------|--------------------------|--------|
| A | 85285-ORB | (M) | 5 | 100 | 22 | 21.75 | | 3' Chain, 10' Wire Incl. | |
| B | 85211-ORB | (M) | 2 | 100 | 13.25 | 11.75 | | | |

measurements shown in inches

Addison

Oil Rubbed Bronze Finish
Frosted White Tapered Glass

C 85232-ORB
Down Pendant



D 85231-ORB
Pendant



E 85283-ORB
3 Light Chandelier



| Item | Type | Bulbs | Watts | W | H | Ext | Hanging Options | Features/Notes | Symbol |
|-------------|------|-------|-------|-------|-------|-----|--------------------------|----------------|--------|
| C 85232-ORB | (M) | 1 | 100 | 15.75 | 14 | | 3' Chain, 10' Wire Incl. | | |
| D 85231-ORB | (M) | 3 | 100 | 18 | 22.75 | | 3' Chain, 10' Wire Incl. | | |
| E 85283-ORB | (M) | 3 | 100 | 16.75 | 18.50 | | 3' Chain, 10' Wire Incl. | | |

measurements shown in inches

Addison

Oil Rubbed Bronze Finish
Frosted White Tapered Glass



F 85201-ORB
Wall Sconce

G 85230-ORB
Mini Pendant



H 85203-ORB
3 Light Bath Bar



I 85204-ORB
4 Light Bath Bar

| Item | Type | Bulbs | Watts | W | H | Ext | Backplate (W x H) | Features/Notes | Symbol |
|-------------|------|-------|-------|----|-------|------|-------------------|-------------------------|--------|
| F 85201-ORB | (M) | 1 | 100 | 6 | 9 | 7.50 | 4.75 x 8 | | |
| G 85230-ORB | (M) | 1 | 100 | 6 | 12.75 | | | (2) 6", 12", Rods Incl. | |
| H 85203-ORB | (M) | 3 | 100 | 22 | 9 | 7.50 | 11.75 x 4.75 | | |
| I 85204-ORB | (M) | 4 | 100 | 30 | 9 | 7.50 | 11.75 x 4.75 | | |

measurements shown in inches

Mendocino

Forged Sienna Finish
Warm Amber Glaze Glass



A 81821-FSN
Flushmount

B 81830-FSN
Mini Pendant



C 81889-FSN
9 Light Chandelier

| Item | Type | Bulbs | Watts | W | H | Ext | Hanging Options | Features/Notes | Symbol |
|------|-----------|-------|-------|-----|-------|-------|---------------------------|----------------|--------|
| A | 81821-FSN | (M) | 2 | 60 | 14.75 | 8 | | | |
| B | 81830-FSN | (M) | 1 | 100 | 7 | 15.75 | 6", 12", 18" Rods Incl. | | |
| C | 81889-FSN | (M) | 9 | 100 | 31 | 32.50 | 10' Chain, 12' Wire Incl. | | |

measurements shown in inches

Mendocino

Forged Sienna Finish
Warm Amber Glaze Glass



D 81811-FSN
Semi-Flush



E 81832-FSN
Down Pendant

F 81838-FSN
3 Light Island



| | Item | Type | Bulbs | Watts | W | H | Ext | Hanging Options | Features/Notes | Symbol |
|---|-----------|------|-------|-------|-------|-------|-------|------------------------------|----------------|--------|
| D | 81811-FSN | (M) | 2 | 100 | 15.75 | 13 | | | | |
| E | 81832-FSN | (M) | 1 | 150 | 16 | 16.50 | | 3' Chain, 10' Wire Incl. | | |
| F | 81838-FSN | (M) | 3 | 100 | 45.25 | 24.75 | 13.25 | (2) 3' Chain, 10' Wire Incl. | | |

measurements shown in inches

Mendocino

Forged Sienna Finish
Warm Amber Glaze Glass

G **81831-FSN**
Pendant



H **81883-FSN**
3 Light Down Chandelier



I **81885-FSN**
5 Light Chandelier



| Item | Type | Bulbs | Watts | W | H | Ext | Hanging Options | Features/Notes | Symbol |
|---------------------------|------|-------|-------|-------|-------|-----|--------------------------|----------------|--------|
| G 81831-FSN | (M) | 3 | 100 | 26.25 | 28.75 | | 3' Chain, 10' Wire Incl. | | |
| H 81883-FSN | (M) | 3 | 100 | 23 | 22.75 | | 3' Chain, 10' Wire Incl. | | |
| I 81885-FSN | (M) | 5 | 100 | 25.25 | 24.75 | | 3' Chain, 10' Wire Incl. | | |

measurements shown in inches

Mendocino

Forged Sienna Finish
Warm Amber Glaze Glass



J 81801-FSN
Wall Sconce



K 81802-FSN
2 Light Bath Bar



L 81803-FSN
3 Light Bath Bar



M 81804-FSN
4 Light Bath Bar

| Item | Type | Bulbs | Watts | W | H | Ext | Backplate (W x H) | Features/Notes | Symbol |
|------|-----------|-------|-------|-----|-------|-------|-------------------|----------------|--------|
| J | 81801-FSN | (M) | 1 | 100 | 7 | 17.25 | 7.50 | 5 x 6.75 | |
| K | 81802-FSN | (M) | 2 | 100 | 19.50 | 10.25 | 7.75 | 6.75 x 4.75 | |
| L | 81803-FSN | (M) | 3 | 100 | 24.25 | 10.25 | 7.75 | 6.75 x 4.75 | |
| M | 81804-FSN | (M) | 4 | 100 | 31.75 | 10.25 | 7.75 | 6.75 x 4.75 | |

measurements shown in inches

Timberline

Old Bronze Finish
Sculpted Ochere Lustre Glass



A 95689-OB
9 Light Chandelier

B 95621-OB
Flushmount

| Item | Type | Bulbs | Watts | W | H | Ext | Hanging Options | Features/Notes | Symbol |
|------------|------|-------|-------|-------|-------|-----|---------------------------|----------------|--------|
| A 95689-OB | (M) | 9 | 100 | 30.75 | 29.75 | | 10' Chain, 12' Wire Incl. | | Ⓢ Ⓡ |
| B 95621-OB | (M) | 2 | 60 | 13 | 7.25 | | | | |

measurements shown in inches

Timberline

Old Bronze Finish
Sculpted Ochere Lustre Glass



C **95630-OB**
Mini Pendant

D **95683-OB**
3 Light Chandelier



E **95685-OB**
5 Light Chandelier



| Item | Type | Bulbs | Watts | W | H | Ext | Hanging Options | Features/Notes | Symbol |
|--------------------------|------|-------|-------|-------|-------|-----|--------------------------|----------------|--------|
| C 95630-OB | (M) | 1 | 100 | 7.25 | 16.75 | | 6", 12", 18" Rods Incl. | | |
| D 95683-OB | (M) | 3 | 100 | 17.75 | 18 | | 3' Chain, 10' Wire Incl. | | |
| E 95685-OB | (M) | 5 | 100 | 26.75 | 24.75 | | 3' Chain, 10' Wire Incl. | | |

measurements shown in inches

Timberline

Old Bronze Finish
Sculpted Ochere Lustre Glass



F **95632-OB**
Down Pendant



G **95611-OB**
Semi-Flush



H **95631-OB**
Pendant



I **95686-OB**
5 Light Down Chandelier

| Item | Type | Bulbs | Watts | W | H | Ext | Hanging Options | Features/Notes | Symbol |
|--------------------------|------|-------|-------|-------|-------|-----|--------------------------|----------------|--------|
| F 95632-OB | (M) | 1 | 150 | 16 | 17.25 | | 3' Chain, 10' Wire Incl. | | |
| G 95611-OB | (M) | 3 | 60 | 16 | 12.50 | | | | |
| H 95631-OB | (M) | 3 | 100 | 20 | 23.25 | | 3' Chain, 10' Wire Incl. | | |
| I 95686-OB | (M) | 5 | 100 | 23.75 | 18.50 | | 3' Chain, 10' Wire Incl. | | |

measurements shown in inches

Timberline

Old Bronze Finish
Sculpted Ochere Lustre Glass



J 95601-OB
Wall Sconce



K 95603-OB
3 Light Bath Bar



L 95604-OB
4 Light Bath Bar

| Item | Type | Bulbs | Watts | W | H | Ext | Backplate (W x H) | Features/Notes | Symbol |
|------|----------|-------|-------|-----|----|-------|-------------------|----------------|--------|
| J | 95601-OB | (M) | 1 | 100 | 5 | 12.75 | 7.25 | 5 x 8.25 | |
| K | 95603-OB | (M) | 3 | 100 | 24 | 7.25 | 6.50 | 8.25 x 5 | |
| L | 95604-OB | (M) | 4 | 100 | 34 | 7.25 | 6.50 | 8.25 x 5 | |

measurements shown in inches



Apollo

Oil Rubbed Bronze Finish
Amber Sandstone Glass



A **94089-ORB**
9 Light Chandelier

B **94011-ORB**
Semi-Flush

| Item | Type | Bulbs | Watts | W | H | Ext | Hanging Options | Features/Notes | Symbol |
|------|-----------|-------|-------|-----|-------|-------|-----------------|--------------------------|---|
| A | 94089-ORB | (M) | 9 | 100 | 29.75 | 25.75 | | 3' Chain, 10' Wire Incl. |   |
| B | 94011-ORB | (M) | 2 | 60 | 12.50 | 12 | | | |

measurements shown in inches

Apollo

Oil Rubbed Bronze Finish
Amber Sandstone Glass

C **94031-ORB**
Pendant





D **94030-ORB**
Mini Pendant



E **94085-ORB**
5 Light Chandelier



| Item | Type | Bulbs | Watts | W | H | Ext | Hanging Options | Features/Notes | Symbol |
|---------------------------|------|-------|-------|-------|------|-----|--------------------------|----------------|---|
| C 94031-ORB | (M) | 3 | 100 | 20.50 | 25 | | 3' Chain, 10' Wire Incl. | | |
| D 94030-ORB | (M) | 1 | 100 | 5 | 8.75 | | 6", 12", 18" Rods Incl. | |  |
| E 94085-ORB | (M) | 5 | 100 | 23.75 | 18 | | 3' Chain, 10' Wire Incl. | |  |

measurements shown in inches

Apollo

Oil Rubbed Bronze Finish with Amber Sandstone Glass
Satin Platinum Finish with Faux Alabaster Glass



F 94001-ORB
Wall Sconce



I 94004-ORB
4 Light Bath Bar



G 94002-ORB
2 Light Bath Bar



H 94003-ORB
3 Light Bath Bar



G 94002-SP
2 Light Bath Bar



H 94003-SP
3 Light Bath Bar



I 94004-SP
4 Light Bath Bar

| Item | Type | Bulbs | Watts | W | H | Ext | Backplate (W x H) | Features/Notes | Symbol |
|-----------------------|------|-------|-------|-------|------|------|-------------------|----------------|--------|
| F 94001-ORB | (M) | 1 | 100 | 5 | 9 | 8.75 | 4.75 x 8 | | |
| G 94002-ORB/SP | (M) | 2 | 100 | 15.75 | 8.50 | 6.50 | 8 x 4.75 | | |
| H 94003-ORB/SP | (M) | 3 | 100 | 23.75 | 8.50 | 6.50 | 8 x 4.75 | | |
| I 94004-ORB/SP | (M) | 4 | 100 | 31.25 | 8.50 | 6.50 | 8 x 4.75 | | |

measurements shown in inches

Madison Square

Satin Platinum Finish
Clear Artisan Glass



A 89030-SP
Mini Pendant



B 89031-SP
Pendant



C 89054-SP
4 Light Foyer

| Item | Type | Bulbs | Watts | W | H | Ext | Hanging Options | Features/Notes | Symbol |
|------------|------|-------|-------|-------|-------|-----|-------------------------|--|--------|
| A 89030-SP | (M) | 1 | 60 | 7.50 | 9 | | (2) 6", 12", Rods Incl | | |
| B 89031-SP | (M) | 1 | 60 | 10.50 | 12 | | (2) 6", 12", Rods Incl. | | |
| C 89054-SP | (C) | 4 | 60 | 14.75 | 17.75 | | (2) 6", 12", Rods Incl. | Shown with Mini T8 Vintage Candelabra Bulb | |

measurements shown in inches

Uptown

Old Satin Brass Finish



A **88430-OSB**
Mini Pendant



B **88454-OSB**
4 Light Pendant



C **88458-OSB**
8 Light Pendant

| Item | Type | Bulbs | Watts | W | H | Ext | Hanging Options | Features/Notes | Symbol |
|------|-----------|-------|-------|----|----|-------|------------------------|---|--------|
| A | 88430-OSB | (M) | 1 | 60 | 6 | 7.75 | (2) 6", 12" Rods Incl. | | |
| B | 88454-OSB | (C) | 4 | 60 | 11 | 11.50 | (2) 6", 12" Rods Incl. | Shown with Mini TB Vintage Candelabra Bulbs | |
| C | 88458-OSB | (C) | 8 | 60 | 17 | 17.50 | (2) 6", 12" Rods Incl. | Shown with Mini TB Vintage Candelabra Bulbs | |

measurements shown in inches

Uptown

Satin Platinum Finish



A 88430-SP
Mini Pendant



B 88454-SP
4 Light Pendant



C 88458-SP
8 Light Pendant

| Item | Type | Bulbs | Watts | W | H | Ext | Hanging Options | Features/Notes | Symbol |
|------------|------|-------|-------|----|-------|-----|------------------------|---|--------|
| A 88430-SP | (M) | 1 | 60 | 6 | 7.75 | | (2) 6", 12" Rods Incl. | | |
| B 88454-SP | (C) | 4 | 60 | 11 | 11.50 | | (2) 6", 12" Rods Incl. | Shown with Mini TB Vintage Candelabra Bulbs | |
| C 88458-SP | (C) | 8 | 60 | 17 | 17.50 | | (2) 6", 12" Rods Incl. | Shown with Mini TB Vintage Candelabra Bulbs | |

measurements shown in inches

Avondale

Old Satin Brass Inside, Oil Rubbed Bronze Finish Outside
Clear Glass



A 87651-ORB
1 Light Foyer



C 87658-ORB
8 Light Foyer



B 87654-ORB
4 Light Foyer

| Item | Type | Bulbs | Watts | W | H | Ext | Hanging Options | Features/Notes | Symbol |
|-------------|------|-------|-------|----|-------|-----|--------------------------|----------------|--------|
| A 87651-ORB | (M) | 1 | 100 | 10 | 19.50 | | 3' Chain, 10' Wire Incl. | | |
| B 87654-ORB | (C) | 4 | 60 | 15 | 28 | | 3' Chain, 10' Wire Incl. | | |
| C 87658-ORB | (C) | 8 | 60 | 18 | 32.25 | | 3' Chain, 10' Wire Incl. | | |

measurements shown in inches



DF
CEILING



Pendants



A **LED88132-LXG**
Lucienne LED Collection

B **LED88134-LXG**
Lucienne LED Collection

C **LED85833-SP**
Archer LED Collection

D **LED85831-SP**
Archer LED Collection



E **88211-SP**
West 65th Collection

F **88231-SP**
West 65th Collection

G **87431-VB**
Linares Collection

H **87431-AP**
Linares Collection

| Item | Type | Bulbs | Watts | W | H | Ext | Hanging Options | Features/Notes | Symbol | Page |
|----------|---------------------|-------|-------|-------|-------|------|------------------------------|---------------------------|--------|------|
| A | LED88132-LXG | (LED) | 38 | 19.25 | 72 | | 6.5' Adjustable Cables Incl. | Dimmable | | 7 |
| B | LED88134-LXG | (LED) | 43.20 | 22.50 | 72 | | 6.5' Adjustable Cables Incl. | Dimmable | | 7 |
| C | LED85833-SP | (LED) | 42 | 20.50 | 13.50 | | 6", 12", 18" Rods Incl. | Dimmable | | 10 |
| D | LED85831-SP | (LED) | 28 | 16.50 | 13.50 | | 6", 12", 18" Rods Incl. | Dimmable | | 11 |
| E | 88211-SP | (M) | 2 | 100 | 14 | 10 | 6' Adjustable Cables Incl. | Convertible to Semi Flush | | 13 |
| F | 88231-SP | (M) | 4 | 100 | 20.25 | 10 | 6' Adjustable Cables Incl. | | | 13 |
| G | 87431-VB | (C) | 4 | 60 | 19 | 9.25 | (2) 6", 12" Rods Incl. | | | 16 |
| H | 87431-AP | (C) | 4 | 60 | 19 | 9.25 | (2) 6", 12" Rods Incl. | | | 19 |

measurements shown in inches

Pendants



A **89031-SP**
Madison Square Collection



B **88931-OSB**
Montelena Collection



C **88731-CH**
Lusso Collection



D **84231-CH**
Palatial Collection



E **87131-OSB**
Gramercy Park Collection



F **87131-OEB**
Gramercy Park Collection



G **87931-VTG**
Hyde Park Collection



H **87231-SP**
Harlowe Collection

| Item | Type | Bulbs | Watts | W | H | Ext | Hanging Options | Features/Notes | Symbol | Page |
|----------|------------------|-------|-------|-----|-------|-------|--------------------------|------------------------------------|--------|------|
| A | 89031-SP | (M) | 1 | 60 | 10.50 | 9 | (2) 6", 12" Rods Incl. | | | 207 |
| B | 88931-OSB | (C) | 3 | 60 | 13.50 | 23.50 | 3' Chain, 10' Wire Incl. | | | 28 |
| C | 88731-CH | (M) | 2 | 100 | 13.25 | 19.75 | (2) 6", 12" Rods Incl. | | | 32 |
| D | 84231-CH | (M) | 3 | 100 | 21 | 23.50 | 3' Chain, 10' Wire Incl. | White Fabric Shade, Glass Diffuser | | 87 |
| E | 87131-OSB | (M) | 3 | 100 | 21.75 | 24.25 | 3' Chain, 10' Wire Incl. | White Fabric Shade, Glass Diffuser | | 37 |
| F | 87131-OEB | (M) | 3 | 100 | 21.75 | 24.25 | 3' Chain, 10' Wire Incl. | White Fabric Shade, Glass Diffuser | | 40 |
| G | 87931-VTG | (M) | 3 | 100 | 21 | 20.25 | 3' Chain, 10' Wire Incl. | White Fabric Shade | | 43 |
| H | 87231-SP | (M) | 3 | 100 | 18.25 | 21.25 | 3' Chain, 10' Wire Incl. | White Fabric Shade, Glass Diffuser | | 96 |

measurements shown in inches

Pendants



A **88031-ORB**
Printers Row Collection



B **88031-SP**
Printers Row Collection



C **87331-SB**
High Line Collection



D **88631-ORB**
Avara Collection



E **88454-OSB**
Uptown Collection



F **88454-SP**
Uptown Collection



G **88458-OSB**
Uptown Collection



H **88458-SP**
Uptown Collection

| | Item | Type | Bulbs | Watts | W | H | Ext | Hanging Options | Features/Notes | Symbol | Page |
|----------|------------------|------|-------|-------|-------|-------|-----|--------------------------|---|--------|------|
| A | 88031-ORB | (M) | 2 | 100 | 15 | 20.25 | | 3' Chain, 10' Wire Incl. | | | 113 |
| B | 88031-SP | (M) | 2 | 100 | 15 | 20.25 | | 3' Chain, 10' Wire Incl. | | | 116 |
| C | 87331-SB | (M) | 4 | 60 | 15.75 | 16.75 | | (2) 6", 12" Rods Incl. | | | 25 |
| D | 88631-ORB | (M) | 3 | 100 | 18 | 7.25 | | (2) 6", 12" Rods Incl. | | | 34 |
| E | 88454-OSB | (C) | 4 | 60 | 11 | 11.50 | | (2) 6", 12" Rods Incl. | Shown with Mini T8 Vintage Candelabra Bulbs | | 208 |
| F | 88454-SP | (C) | 4 | 60 | 11 | 11.50 | | (2) 6", 12" Rods Incl. | Shown with Mini T8 Vintage Candelabra Bulbs | | 209 |
| G | 88458-OSB | (C) | 8 | 60 | 17 | 17.50 | | (2) 6", 12" Rods Incl. | Shown with Mini T8 Vintage Candelabra Bulbs | | 208 |
| H | 88458-SP | (C) | 8 | 60 | 17 | 17.50 | | (2) 6", 12" Rods Incl. | Shown with Mini T8 Vintage Candelabra Bulbs | | 209 |

measurements shown in inches

Pendants



A **87731-SB**
Mason Collection



B **87738-SB**
Mason Collection



C **87031-WI**
Darby Collection



D **86811-BZ**
Brooklyn Collection



E **85431-OSB**
Newbury Station Collection



F **85432-OSB**
Newbury Station Collection



G **85438-OSB**
Newbury Station Collection

| Item | Type | Bulbs | Watts | W | H | Ext | Hanging Options | Features/Notes | Symbol | Page |
|---------------------------|------|-------|-------|-------|-------|-----|------------------------------|----------------|--------|------|
| A 87731-SB | (M) | 2 | 60 | 14 | 23.75 | | 3' Chain, 10' Wire Incl. | | | 69 |
| B 87738-SB | (M) | 3 | 60 | 31.75 | 21.25 | | (2) 3' Chain, 10" Wire Incl. | | | 69 |
| C 87031-WI | (M) | 3 | 100 | 16.50 | 21 | | 3' Chain, 10' Wire Incl. | | | 57 |
| D 86811-BZ | (M) | 3 | 60 | 18 | 16.75 | | 3' Chain, 10' Wire Incl. | Bulbs Incl. | | 61 |
| E 85431-OSB | (M) | 3 | 60 | 19.75 | 19.75 | | 3' Chain, 10' Wire Incl. | | | 63 |
| F 85432-OSB | (M) | 1 | 60 | 15 | 9 | | 3' Chain, 10' Wire Incl. | Bulbs Incl. | | 63 |
| G 85438-OSB | (M) | 3 | 60 | 36.50 | 18.75 | | 3' Chain, 10' Wire Incl. | Bulbs Incl. | | 63 |

measurements shown in inches

Pendants




A **88531-SP**
Studio Collection



B **88531-SB**
Studio Collection



C **86931-BBR**
Cassina Collection



D **86931-SP**
Cassina Collection



E **96931-ORB**
Montego Collection



F **96931-MTP**
Montego Collection



G **96932-ORB**
Montego Collection



H **96932-MTP**
Montego Collection

| Item | Type | Bulbs | Watts | W | H | Ext | Hanging Options | Features/Notes | Symbol | Page |
|----------|------------------|-------|-------|-----|-------|-------|--------------------------|----------------|--------|------|
| A | 88531-SP | (M) | 2 | 100 | 15 | 19.25 | (2) 6", 12" Rods Incl. | | | 119 |
| B | 88531-SB | (M) | 2 | 100 | 15 | 19.25 | (2) 6", 12" Rods Incl. | | | 122 |
| C | 86931-BBR | (M) | 3 | 100 | 16.25 | 23.50 | 3' Chain, 10' Wire Incl. | | | 125 |
| D | 86931-SP | (M) | 3 | 100 | 16.25 | 23.50 | 3' Chain, 10' Wire Incl. | | | 128 |
| E | 96931-ORB | (M) | 3 | 100 | 18.50 | 23.75 | 3' Chain, 10' Wire Incl. | | | 164 |
| F | 96931-MTP | (M) | 3 | 100 | 18.50 | 23.75 | 3' Chain, 10' Wire Incl. | | | 167 |
| G | 96932-ORB | (M) | 1 | 150 | 18.25 | 21 | 3' Chain, 10' Wire Incl. | | | 164 |
| H | 96932-MTP | (M) | 1 | 150 | 18.25 | 21 | 3' Chain, 10' Wire Incl. | | | 167 |

measurements shown in inches

Pendants



A **86631-SP**
Omega Collection



B **84531-CH**
Cordova Collection



C **86231-SP**
Axel Collection



D **82932-SP**
Tackwood Collection



E **82932-BNB**
Tackwood Collection



F **86131-BBR**
Fusion Collection



G **84131-CHA**
Bradley Collection

| Item | Type | Bulbs | Watts | W | H | Ext | Hanging Options | Features/Notes | Symbol | Page |
|---------------------------|------|-------|-------|-------|-------|-----|--------------------------|--|--------|------|
| A 86631-SP | (C) | 6 | 60 | 21 | 9.25 | | (2) 6", 12" Rods Incl. | Adjustable Height/White Fabric Shade | | 90 |
| B 84531-CH | (M) | 3 | 100 | 18 | 15 | | (2) 6", 12" Rods Incl. | White Fabric Shade, Glass Diffuser | | 99 |
| C 86231-SP | (M) | 3 | 100 | 20.75 | 23.50 | | 3' Chain, 10' Wire Incl. | White Fabric Shade, Glass Diffuser | | 102 |
| D 82932-SP | (M) | 1 | 150 | 15.75 | 14 | | 3' Chain, 10' Wire Incl. | | | 105 |
| E 82932-BNB | (M) | 1 | 150 | 15.75 | 14 | | 3' Chain, 10' Wire Incl. | | | 109 |
| F 86131-BBR | (M) | 3 | 60 | 21.75 | 39.75 | | (4) 6", 12" Rods Incl. | White and Organza Fabric Shade, Glass Diffuser | | 54 |
| G 84131-CHA | (M) | 3 | 100 | 16.50 | 22 | | 3' Chain, 10' Wire Incl. | | | 66 |

measurements shown in inches

Pendants



A **87511-APW**
Palencia Collection



B **97331-WSD**
Austin Collection



C **83831-FBZ**
Del Ray Collection



D **82131-WM**
Mission Ridge Collection



E **96131-NI**
Barcelona Collection



F **96132-NI**
Barcelona Collection



G **97531-BU**
Amherst Collection



H **85631-ABS**
Isla Collection

| | Item | Type | Bulbs | Watts | W | H | Ext | Hanging Options | Features/Notes | Symbol | Page |
|---|-----------|------|-------|-------|-------|-------|-----|---------------------------|--------------------|--------|------|
| A | 87511-APW | (C) | 4 | 60 | 16 | 12 | | 3' Chain, 10' Wire Incl. | | | 48 |
| B | 97331-WSD | (M) | 3 | 100 | 21.25 | 30.50 | | 3' Chain, 10' Wire Incl. | | | 74 |
| C | 83831-FBZ | (M) | 3 | 100 | 21.75 | 23 | | 3' Chain, 10' Wire Incl. | White Fabric Shade | | 51 |
| D | 82131-WM | (M) | 3 | 100 | 18.50 | 22 | | 3' Chain, 10' Wire Incl. | | | 71 |
| E | 96131-NI | (M) | 3 | 100 | 21 | 25.25 | | 3' Chain, 10' Wire Incl. | | | 139 |
| F | 96132-NI | (M) | 1 | 150 | 18 | 14.50 | | 3' Chain, 10' Wire Incl. | | | 141 |
| G | 97531-BU | (M) | 3 | 100 | 25.25 | 30 | | 10' Chain, 12' Wire Incl. | | | 146 |
| H | 85631-ABS | (M) | 3 | 100 | 18.75 | 24.50 | | 3' Chain, 10' Wire Incl. | | | 150 |

measurements shown in inches

Pendants



A **84731-NI**
Lauderhill Collection



B **85531-NI**
Tangier Collection



C **6202-ART**
Continental Collection



D **83731-ART**
Modestol Collection



E **95631-OB**
Timberline Collection



F **95632-OB**
Timberline Collection



G **94031-ORB**
Apollo Collection

| | Item | Type | Bulbs | Watts | W | H | Ext | Hanging Options | Features/Notes | Symbol | Page |
|----------|------------------|------|-------|-------|-------|-------|-----|----------------------------|--------------------|--------|------|
| A | 84731-NI | (M) | 3 | 100 | 22 | 22.50 | | 3' Chain, 10' Wire Incl. | | | 153 |
| B | 85531-NI | (M) | 3 | 100 | 21.75 | 23.25 | | 3' Chain, 10' Wire Incl. | | | 156 |
| C | 6202-ART | (M) | 3 | 100 | 25 | 59 | | (2) 6", (3) 12" Rods Incl. | Ivory Fabric Shade | | |
| D | 83731-ART | (M) | 3 | 100 | 22 | 25.75 | | 3' Chain, 10' Wire Incl. | White Opal Glass | | 159 |
| E | 95631-OB | (M) | 3 | 100 | 20 | 23.25 | | 3' Chain, 10' Wire Incl. | | | 202 |
| F | 95632-OB | (M) | 1 | 150 | 16 | 17.25 | | 3' Chain, 10' Wire Incl. | | | 202 |
| G | 94031-ORB | (M) | 3 | 100 | 20.50 | 25 | | | | | 205 |

measurements shown in inches

Pendants



A **98031-SP**
Stratton Collection



B **98031-WM**
Stratton Collection



C **85131-ORB**
Kendall Collection



D **85131-SP**
Kendall Collection



E **85132-ORB**
Kendall Collection



F **85132-SP**
Kendall Collection



G **15005-IP-35**
Torino Collection



H **15005-IP-34**
Torino Collection

| Item | Type | Bulbs | Watts | W | H | Ext | Hanging Options | Features/Notes | Symbol | Page |
|----------|--------------------|-------|-------|-----|-------|-------|--------------------------|----------------|--------|------|
| A | 98031-SP | (M) | 3 | 100 | 19.75 | 25.25 | 3' Chain, 10' Wire Incl. | | | 170 |
| B | 98031-WM | (M) | 3 | 100 | 19.75 | 25.25 | 3' Chain, 10' Wire Incl. | | | 173 |
| C | 85131-ORB | (M) | 3 | 100 | 15.50 | 22 | 3' Chain, 10' Wire Incl. | | | 176 |
| D | 85131-SP | (M) | 3 | 100 | 15.50 | 22 | 3' Chain, 10' Wire Incl. | | | 179 |
| E | 85132-ORB | (M) | 1 | 100 | 15.75 | 9.25 | 3' Chain, 10' Wire Incl. | | | 176 |
| F | 85132-SP | (M) | 1 | 100 | 15.75 | 9.25 | 3' Chain, 10' Wire Incl. | | | 179 |
| G | 15005-IP-35 | (M) | 2 | 100 | 21.50 | 15.75 | 3' Chain, 10' Wire Incl. | | | 182 |
| H | 15005-IP-34 | (M) | 2 | 100 | 21.50 | 15.75 | 3' Chain, 10' Wire Incl. | | | 185 |

measurements shown in inches.

Pendants



| | Item | Type | Bulbs | Watts | W | H | Ext | Hanging Options | Features/Notes | Symbol | Page |
|----------|--------------------|------|-------|-------|-------|-------|-----|--------------------------|----------------|--------|------|
| A | 15005-DP-35 | (M) | 1 | 100 | 15.75 | 9.75 | | 3' Chain, 10' Wire Incl. | | | 182 |
| B | 15005-DP-34 | (M) | 1 | 100 | 15.75 | 9.75 | | 3' Chain, 10' Wire Incl. | | | 185 |
| C | 15006-DP-35 | (M) | 1 | 100 | 14.50 | 8.75 | | 3' Chain, 10' Wire Incl. | | | 191 |
| D | 15006-DP-34 | (M) | 1 | 100 | 14.50 | 8.75 | | 3' Chain, 10' Wire Incl. | | | 188 |
| E | 85231-ORB | (M) | 3 | 100 | 18 | 22.75 | | 3' Chain, 10' Wire Incl. | | | 194 |
| F | 85232-ORB | (M) | 1 | 100 | 15.75 | 14 | | 3' Chain, 10' Wire Incl. | | | 194 |
| G | 81832-FSN | (M) | 1 | 150 | 16 | 16.50 | | 3' Chain, 10' Wire Incl. | | | 197 |
| H | 81831-FSN | (M) | 3 | 100 | 26.25 | 28.75 | | 3' Chain, 10' Wire Incl. | | | 198 |

measurements shown in inches

Pendants



A **2394-ORB**
11" Hanging Lantern



B **2394-AM-MP**
11" Hanging Lantern



C **2394-AM-ORB**
11" Hanging Lantern



D **ES2394-AM-ORB**
11" Hanging Lantern

| Item | Type | Bulbs | Watts | W | H | Ext | Backplate (W x H) | Features/Notes | Symbol | Page |
|------------------------|-------|-------|-------|----|----|-----|-------------------|---------------------|--------|------|
| A 2394-ORB | (C) | 3 | 60 | 11 | 19 | | | 3' Chain | | 311 |
| B 2394-AM-MP | (C) | 3 | 60 | 11 | 19 | | | 3" Chain | | 308 |
| C 2394-AM-ORB | (C) | 3 | 60 | 11 | 19 | | | 3' Chain | | 309 |
| D ES2394-AM-ORB | (CFL) | 1 | 18 | 11 | 19 | | | GU24 Lamp, 3' Chain | | 313 |

measurements shown in inches

LED Pendants, Mini-Pendants

DF
DIMMABLE
LED



A **LED88132-LXG**
LED Pendant
Lucienne Collection

B **LED88134-LXG**
LED Pendant
Lucienne Collection



C **LED85833-SP**
LED Pendant
Archer Collection



D **LED85831-SP**
LED Pendant
Archer Collection



E **LED85830-SP**
LED Mini Pendant
Archer Collection



F **LED85930-CH**
LED Mini Pendant
Galaxy Collection

| Item | Type | Lumens | | W | H | Ext | Hanging Options | Features/Notes | Symbol | Page |
|----------|---------------------|--------------------|---------------|---------------|-------|-------|------------------------------|----------------|--------|------|
| | | Source / Delivered | Watts/CCT | | | | | | | |
| A | LED88132-LXG | (LED) | 2,814 / 1,970 | 38 / 2,700K | 19.25 | 72 | 6.5' Adjustable Cables Incl. | Dimmable | | 7 |
| B | LED88134-LXG | (LED) | 3,385 / 2,370 | 43.2 / 2,700K | 23.50 | 72 | 6.5' Adjustable Cables Incl. | Dimmable | | 7 |
| C | LED85833-SP | (LED) | 3,286 / 2,300 | 42 / 2,700K | 20.50 | 13.50 | 6", 12", 18" Rods Incl. | Dimmable | | 10 |
| D | LED85831-SP | (LED) | 2,286 / 1,600 | 28 / 2,700K | 16.50 | 13.50 | 6", 12", 18" Rods Incl. | Dimmable | | 11 |
| E | LED85830-SP | (LED) | 939 / 657 | 12 / 2,700K | 7.75 | 11.50 | 6", 12", 18" Rods Incl. | Dimmable | | 11 |
| F | LED85930-CH | (LED) | 357 / 250 | 5 / 2,700K | 5.75 | 9.50 | 6", 12", 18" Rods Incl. | | | 9 |

measurements shown in inches



A **LED6319-AR-ORB**
LED Mini Pendant



B **LED6320-AR-SP**
LED Mini Pendant



C **LED6321-AR-ORB**
LED Mini Pendant



Shade slightly
different color
when off



D **LED6322-AR-SP**
LED Mini Pendant



E **LED6323-AR-SP**
LED Mini Pendant

| Item | Type | Lumens | | Watts/K | W | H | Ext | Hanging Options | Features/Notes | Symbol |
|--------------------------------|-------|--------|-----------|--------------|------|------|-----|-------------------------|----------------|--------|
| | | Source | Delivered | | | | | | | |
| A LED6319-AR-ORB | (LED) | 271 | 190 | 8.5 / 2,400K | 4.75 | 9.25 | | 6", 12", 18" Rods Incl. | | |
| B LED6320-AR-SP | (LED) | 357 | 250 | 8.5 / 2,400K | 4.75 | 9.25 | | 6", 12", 18" Rods Incl. | | |
| C LED6321-AR-ORB | (LED) | 357 | 250 | 8.5 / 2,500K | 4.75 | 9.25 | | 6", 12", 18" Rods Incl. | | |
| D LED6322-AR-SP | (LED) | 143 | 100 | 8.5 / 2,500K | 4.75 | 9.25 | | 6", 12", 18" Rods Incl. | | |
| E LED6323-AR-SP | (LED) | 200 | 140 | 8.5 / 2,300K | 4.75 | 9.25 | | 6", 12", 18" Rods Incl. | | |

measurements shown in inches

Eco-Gem LED

Satin Platinum Finish
French Swirl Glass or Tea Stained French Swirl Glass



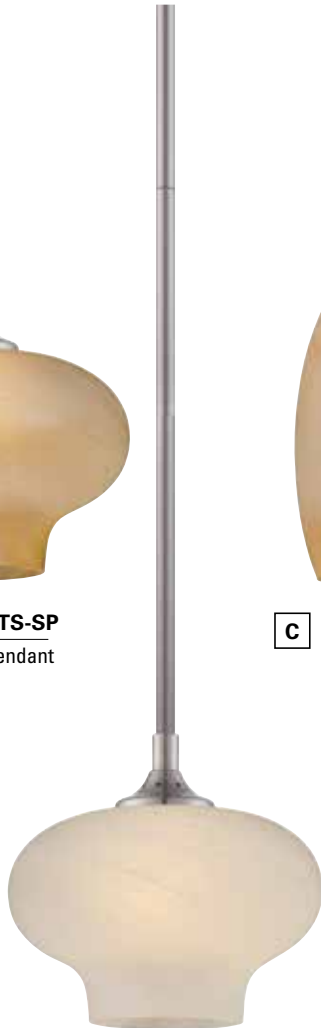
A LED6317-TS-SP
LED Mini Pendant



C LED6324-TS-SP
LED Mini Pendant



E LED6318-TS-SP
LED Mini Pendant



B LED6317-FS-SP
LED Mini Pendant



D LED6324-FS-SP
LED Mini Pendant



F LED6318-FS-SP
LED Mini Pendant

| Item | Type | Lumens Source / Delivered | Watts/K | W | H | Ext | Hanging Options | Features/Notes | Symbol |
|----------|---------------|------------------------------|--------------|------|------|-----|-------------------------|--------------------|--------|
| A | LED6317-TS-SP | (LED) 557 / 390 | 8.5 / 2,700K | 7.5 | 7.25 | | 6", 12", 18" Rods Incl. | Tea Stained Glass | |
| B | LED6317-FS-SP | (LED) 621 / 435 | 8.5 / 2,400K | 7.5 | 7.25 | | 6", 12", 18" Rods Incl. | French Swirl Glass | |
| C | LED6324-TS-SP | (LED) 443 / 310 | 8.5 / 2,400K | 4.75 | 9.25 | | 6", 12", 18" Rods Incl. | Tea Stained Glass | |
| D | LED6324-FS-SP | (LED) 621 / 435 | 8.5 / 2,700K | 4.75 | 9.25 | | 6", 12", 18" Rods Incl. | French Swirl Glass | |
| E | LED6318-TS-SP | (LED) 500 / 350 | 8.5 / 2,400K | 8.25 | 6.25 | | 6", 12", 18" Rods Incl. | Tea Stained Glass | |
| F | LED6318-FS-SP | (LED) 607 / 425 | 8.5 / 2,700K | 8.25 | 6.25 | | 6", 12", 18" Rods Incl. | French Swirl Glass | |

measurements shown in inches

Mini-Pendants



DF
LED

A **LED85930-CH**
LED Mini Pendant
Galaxy Collection



DF
LED

B **LED85830-SP**
LED Mini Pendant
Archer Collection



C **88230-SP**
West 65th Collection



D **87430-VB**
Linares Collection



E **87430-AP**
Linares Collection



F **87130-OSB**
Gramercy Park Collection



G **87130-OEB**
Gramercy Park Collection



H **88930-OSB**
Montelena Collection



I **88730-CH**
Lusso Collection



J **89030-SP**
Madison Square Collection

| Item | Type | Bulbs | Watts | W | H | Ext | Hanging Options | Features/Notes | Symbol | Page |
|-----------------------------|-------|-------|-------|------|-------|-----|---------------------------|----------------|--------|------|
| A LED85930-CH | (LED) | | 4.4 | 5.75 | 6 | | (2) 6", 12" Rods Incl. | Dimmable | | 9 |
| B LED85830-SP | (LED) | | 11.5 | 7.75 | 14.75 | | (2) 6", 12" Rods Incl. | Dimmable | | 11 |
| C 88230-SP | (M) | 1 | 100 | 7.75 | 10 | | 6" Adjustable Cable Incl. | | | 14 |
| D 87430-VB | (M) | 1 | 100 | 6.50 | 9.75 | | (2) 6", 12" Rods Incl. | | | 17 |
| E 87430-AP | (M) | 1 | 100 | 6.50 | 9.75 | | (2) 6", 12" Rods Incl. | | | 20 |
| F 87130-OSB | (M) | 1 | 60 | 4 | 8 | | 6", 12", 18" Rods Incl. | | | 38 |
| G 87130-OEB | (M) | 1 | 60 | 4 | 8 | | 6", 12", 18" Rods Incl. | | | 41 |
| H 88930-OSB | (M) | 1 | 60 | 6 | 27.50 | | 3' Chain, 10' Wire Incl. | | | 29 |
| I 88730-CH | (M) | 1 | 100 | 6.25 | 24.50 | | (2) 6", 12" Rods Incl. | | | 30 |
| J 89030-SP | (M) | 1 | 60 | 7.50 | 9 | | (2) 6", 12" Rods Incl. | | | 207 |

measurements shown in inches

Mini-Pendants



A **87930-VTG**
Hyde Park Collection



B **88430-SP**
Uptown Collection



C **88430-OSB**
Uptown Collection



D **88830-SP**
Pivot Collection



E **87330-SB**
High Line Collection



F **86530-CHA**
Elements Collection



G **87730-SB**
Mason Collection



H **87030-WI**
Darby Collection



I **86830-BZ**
Brooklyn Collection



J **85430-OSB**
Newbury Station Collection

| | Item | Type | Bulbs | Watts | W | H | Ext | Hanging Options | Features/Notes | Symbol | Page |
|----------|------------------|------|-------|-------|-------|-------|-----|--------------------------|-----------------------------|--------|------|
| A | 87930-VTG | (M) | 1 | 100 | 9.50 | 14.25 | | (2) 6", 12" Rods Incl. | | | 44 |
| B | 88430-SP | (M) | 1 | 60 | 6 | 7.75 | | (2) 6", 12" Rods Incl. | | | 209 |
| C | 88430-OSB | (M) | 1 | 60 | 6 | 7.75 | | (2) 6", 12" Rods Incl. | | | 208 |
| D | 88830-SP | (M) | 1 | 60 | 7 | 9.50 | | (2) 6", 12" Rods Incl. | Shown with T45 Vintage Bulb | | 23 |
| E | 87330-SB | (M) | 1 | 60 | 5.50 | 10 | | (2) 6", 12", Rods Incl. | | | 26 |
| F | 86530-CHA | (M) | 1 | 60 | 6.25 | 11.75 | | (2) 6", 12" Rods Incl. | Bulb Incl. | | 46 |
| G | 87730-SB | (M) | 1 | 60 | 8.25 | 16.25 | | 3" Chain, 10" Wire Incl. | | | 68 |
| H | 87030-WI | (M) | 1 | 100 | 5.75 | 10.50 | | (2) 6", 12" Rods Incl. | | | 58 |
| I | 86830-BZ | (M) | 1 | 60 | 5 | 7.75 | | (2) 6", 12" Rods Incl. | Bulb Incl. | | 61 |
| J | 85430-OSB | (M) | 1 | 60 | 10.75 | 6.25 | | (9) 9.50" Rods Incl | Bulb Incl. | | 64 |

measurements shown in inches

Mini-Pendants



A **86230-SP**
Axel Collection



B **88530-SP**
Studio Collection



C **88530-SB**
Studio Collection



G **87830-3-SP**
Echo Collection



H **87830-SP**
Echo Collection



D **88630-ORB**
Avara Collection



E **86930-BBR**
Cassina Collection



F **86930-SP**
Cassina Collection



| | Item | Type | Bulbs | Watts | W | H | Ext | Hanging Options | Features/Notes | Symbol | Page |
|----------|-------------------|------|-------|-------|-------|-------|-----|-------------------------------|----------------|--------|------|
| A | 86230-SP | (M) | 1 | 100 | 5.75 | 10.75 | | (2) 6", 12" Rods Incl | | | 103 |
| B | 88530-SP | (M) | 1 | 100 | 9.75 | 12.50 | | (2) 6", 12" Rods Incl. | | | 120 |
| C | 88530-SB | (M) | 1 | 100 | 9.75 | 12.50 | | (2) 6", 12" Rods Incl. | | | 123 |
| D | 88630-ORB | (M) | 1 | 60 | 6 | 7.75 | | (2) 6", 12" Rods Incl. | | | 34 |
| E | 86930-BBR | (C) | 2 | 60 | 10.50 | 20.50 | | 3' Chain, 10' Wire Incl. | | | 126 |
| F | 86930-SP | (C) | 2 | 60 | 10.50 | 20.50 | | 3' Chain, 10' Wire Incl. | | | 129 |
| G | 87830-3-SP | (M) | 3 | 60 | 11.25 | 24.25 | | (3) 3' Adjustable Cords Incl. | | | 80 |
| H | 87830-SP | (M) | 1 | 60 | 4.50 | 7.75 | | 3' Adjustable Cord Incl. | | | 82 |

measurements shown in inches

Mini-Pendants



A **84230-CH**
Palatial Collection



B **86630-SP**
Omega Collection



C **83930-CH**
Candence Collection



D **84530-CH**
Cordova Collection



E **85730-SP**
Grand Plaza Collection



F **82930-SP**
Tackwood Collection



G **82930-BNB**
Tackwood Collection



H **88030-ORB**
Printers Row Collection



I **88030-SP**
Printers Row Collection

| Item | Type | Bulbs | Watts | W | H | Ext | Hanging Options | Features/Notes | Symbol | Page |
|---------------------------|------|-------|-------|-------|-------|-----|-----------------------------|----------------|--------|------|
| A 84230-CH | (C) | 1 | 60 | 6 | 12.25 | | 6", 12", 18" Rods Incl. | | | 88 |
| B 86630-SP | (M) | 1 | 100 | 11.75 | 12.75 | | (2) 6", 12" Rods Incl. | | | 91 |
| C 83930-CH | (M) | 1 | 100 | 6 | 8.25 | | 6", 12", 18" Rods Incl. | | | 94 |
| D 84530-CH | (C) | 1 | 60 | 5 | 9.50 | | 6", 12", 18" Rods Incl. | | | 99 |
| E 85730-SP | (M) | 1 | 100 | 6.50 | 13.50 | | (2) 6", 12", 18" Rods Incl. | | | 84 |
| F 82930-SP | (M) | 1 | 100 | 5 | 13.75 | | 6", 12", 18" Rods Incl. | | | 106 |
| G 82930-BNB | (M) | 1 | 100 | 5 | 13.75 | | 6", 12", 18" Rods Incl. | | | 108 |
| H 88030-ORB | (M) | 1 | 100 | 9 | 11.50 | | (2) 6", 12" Rods Incl. | | | 113 |
| I 88030-SP | (M) | 1 | 100 | 9 | 11.50 | | (2) 6", 12" Rods Incl. | | | 116 |

measurements shown in inches

Mini-Pendants



A **83830-FBZ**
Del Ray Collection



B **86130-BBR**
Fusion Collection



C **97330-WSD**
Austin Collection



D **83630-TU**
Castello Collection



E **82130-WM**
Mission Ridge Collection



F **96130-NI**
Barcelona Collection



G **97530-BU**
Amherst Collection



H **85630-ABS**
Isla Collection



I **84730-NI**
Lauderhill Collection



J **86030-ARS**
Gala Collection

| Item | Type | Bulbs | Watts | W | H | Ext | Hanging Options | Features/Notes | Symbol | Page |
|---------------------------|------|-------|-------|------|-------|-----|-------------------------|----------------|--------|------|
| A 83830-FBZ | (M) | 1 | 100 | 6 | 15 | | 6", 12", 18" Rods Incl | | | 52 |
| B 86130-BBR | (M) | 1 | 100 | 6.50 | 11 | | (2) 6", 12" Rods Incl. | | | 55 |
| C 97330-WSD | (M) | 1 | 100 | 5.75 | 12.25 | | 6", 12", 18" Rods Incl. | | | 76 |
| D 83630-TU | (M) | 1 | 100 | 5.50 | 12 | | 6", 12", 18" Rods Incl | | | 78 |
| E 82130-WM | (M) | 1 | 100 | 6 | 10.25 | | 6", 12", 18" Rods Incl. | | | 70 |
| F 96130-NI | (M) | 1 | 100 | 7.25 | 17 | | 6", 12", 18" Rods Incl | | | 138 |
| G 97530-BU | (M) | 1 | 100 | 6.50 | 9.75 | | 6", 12", 18" Rods Incl. | | | 147 |
| H 85630-ABS | (M) | 1 | 100 | 5.50 | 9.25 | | (2) 6", 12" Rods Incl. | | | 151 |
| I 84730-NI | (M) | 1 | 100 | 5 | 16 | | 6", 12", 18" Rods Incl. | | | 152 |
| J 86030-ARS | (M) | 1 | 100 | 6.50 | 14.50 | | (2) 6", 12" Rods Incl. | | | 133 |

measurements shown in inches

Mini-Pendants



A **84430-ART**
Bellemead Collection



B **96930-ORB**
Montego Collection



C **96930-MTP**
Montego Collection



D **98030-SP**
Stratton Collection



E **98030-WM**
Stratton Collection



F **85130-ORB**
Kendall Collection



G **85130-SP**
Kendall Collection



H **15005-MP-35**
Torino Collection



I **15005-MP-34**
Torino Collection



J **84930-SN**
Trenton Collection

| Item | Type | Bulbs | Watts | W | H | Ext | Hanging Options | Features/Notes | Symbol | Page |
|-----------------------------|------|-------|-------|------|-------|-----|-------------------------|----------------|--------|------|
| A 84430-ART | (C) | 1 | 60 | 7.50 | 11.75 | | 6", 12", 18" Rods Incl | | | 160 |
| B 96930-ORB | (M) | 1 | 100 | 6 | 15.50 | | 6", 12", 18" Rods Incl | | | 163 |
| C 96930-MTP | (M) | 1 | 100 | 6 | 15.50 | | 6", 12", 18" Rods Incl | | | 166 |
| D 98030-SP | (M) | 1 | 100 | 5.25 | 14.25 | | 6", 12", 18" Rods Incl. | | | 171 |
| E 98030-WM | (M) | 1 | 100 | 5.25 | 14.25 | | 6", 12", 18" Rods Incl. | | | 174 |
| F 85130-ORB | (M) | 1 | 100 | 5.50 | 7.25 | | (2) 6", 12" Rods Incl | | | 177 |
| G 85130-SP | (M) | 1 | 100 | 5.50 | 7.25 | | (2) 6", 12" Rods Incl. | | | 180 |
| H 15005-MP-35 | (M) | 1 | 100 | 5 | 6.75 | | (2) 6", 12" Rods Incl | | | 182 |
| I 15005-MP-34 | (M) | 1 | 100 | 5 | 6.75 | | (2) 6", 12" Rods Incl. | | | 185 |
| J 84930-SN | (M) | 1 | 100 | 5 | 10.75 | | (2) 6", 12" Rods Incl. | | | 311 |

measurements shown in inches

Mini-Pendants



A **15006-MP-34**
Darcy Collection



B **15006-MP-35**
Darcy Collection



C **85230-ORB**
Addison Collection



D **81830-FSN**
Mendocino Collection



E **95630-OB**
Timberline Collection



F **94030-ORB**
Apollo Collection



G **85530-NI**
Tangier Collection



H **87530-APW**
Palencia Collection



I **84130-CHA**
Bradley Collection

| Item | Type | Bulbs | Watts | W | H | Ext | Hanging Options | Features/Notes | Symbol | Page |
|-----------------------------|------|-------|-------|------|-------|-----|-------------------------|----------------|--------|------|
| A 15006-MP-34 | (M) | 1 | 100 | 5 | 7.25 | | (2) 6", 12" Rods Incl. | | | 188 |
| B 15006-MP-35 | (M) | 1 | 100 | 5 | 7.25 | | (2) 6", 12" Rods Incl. | | | 191 |
| C 85230-ORB | (M) | 1 | 100 | 6 | 12.75 | | (2) 6", 12" Rods Incl. | | | 195 |
| D 81830-FSN | (M) | 1 | 100 | 7 | 15.75 | | 6", 12", 18" Rods Incl. | | | 196 |
| E 95630-OB | (M) | 1 | 100 | 7.25 | 16.75 | | 6", 12", 18" Rods Incl. | | | 201 |
| F 94030-ORB | (M) | 1 | 100 | 5 | 8.75 | | 6", 12", 18" Rods Incl. | | | 205 |
| G 85530-NI | (M) | 1 | 100 | 6 | 10.75 | | (2) 6", 12" Rods Incl. | | | 156 |
| H 87530-APW | (M) | 1 | 100 | 6.50 | 13.25 | | 6", 12", 18" Rods Incl. | | | 49 |
| I 84130-CHA | (M) | 1 | 100 | 6 | 17.50 | | 6", 12", 18" Rods Incl. | | | 65 |

measurements shown in inches

Mini-Chandeliers



A **88783-CH**
Lusso Collection



B **87183-OSB**
Gramercy Park Collection



C **87183-OEB**
Gramercy Park Collection



D **6203-ARS**
Calla Collection



E **6205-AP**
Dahlia Collection



F **6204-ORB**
Flora Collection

| Item | Type | Bulbs | Watts | W | H | Ext | Hanging Options | Features/Notes | Symbol | Page |
|---------------------------|------|-------|-------|-------|-------|-----|--------------------------|-----------------------|--------|------|
| A 88783-CH | (M) | 3 | 100 | 18.25 | 17 | | (2) 6", 12", Rods Incl. | | | 31 |
| B 87183-OSB | (M) | 3 | 60 | 18 | 19 | | 3' Chain, 10' Wire Incl. | | | 37 |
| C 87183-OEB | (M) | 3 | 60 | 18 | 19 | | 3' Chain, 10' Wire Incl. | | | 40 |
| D 6203-ARS | (M) | 1 | 100 | 12.25 | 15.75 | | 3' Chain, 10' Wire Incl. | Crystal Drops | | 134 |
| E 6205-AP | (C) | 3 | 60 | 12 | 16.75 | | 3' Chain, 10' Wire Incl. | Clear Faceted Accents | | 134 |
| F 6204-ORB | (M) | 1 | 100 | 13.50 | 18.25 | | 3' Chain, 10' Wire Incl. | Clear Faceted Accents | | 134 |

measurements shown in inches

Mini-Chandeliers



A **87283-SP**
Harlowe Collection



B **86983-BBR**
Cassina Collection



C **86983-SP**
Cassina Collection



D **86083-ARS**
Gala Collection



E **84283-CH**
Palatial Collection



F **85783-SP**
Grand Plaza Collection

| Item | Type | Bulbs | Watts | W | H | Ext | Hanging Options | Features/Notes | Symbol | Page |
|---------------------------|------|-------|-------|-------|-------|-----|--------------------------|----------------|--------|------|
| A 87283-SP | (C) | 3 | 60 | 18 | 18.75 | | 3' Chain, 10' Wire Incl. | | | 96 |
| B 86983-BBR | (C) | 3 | 60 | 18 | 20 | | 3' Chain, 10' Wire Incl. | | | 125 |
| C 86983-SP | (C) | 3 | 60 | 18 | 20 | | 3' Chain, 10' Wire Incl. | | | 128 |
| D 86083-ARS | (C) | 3 | 60 | 17 | 22.50 | | 3' Chain, 10' Wire Incl. | Crystal Drops | | 132 |
| E 84283-CH | (C) | 3 | 60 | 17.50 | 20.50 | | 3' Chain, 10' Wire Incl. | | | 87 |
| F 85783-SP | (C) | 3 | 60 | 16 | 20 | | (2) 6", 12" Rods Incl. | | | 84 |

measurements shown in inches

Mini-Chandeliers



A **84183-CHA**
Bradley Collection



B **85683-ABS**
Isla Collection



C **85583-NI**
Tangier Collection



D **85283-ORB**
Addison Collection



E **95683-OB**
Timberline Collection

| | Item | Type | Bulbs | Watts | W | H | Ext | Hanging Options | Features/Notes | Symbol | Page |
|----------|------------------|------|-------|-------|-------|-------|-----|--------------------------|----------------|--------|------|
| A | 84183-CHA | (M) | 3 | 100 | 18 | 16.25 | | 3' Chain, 10' Wire Incl. | | | 66 |
| B | 85683-ABS | (M) | 3 | 100 | 18.50 | 24 | | 3' Chain, 10' Wire Incl. | | | 150 |
| C | 85583-NI | (C) | 3 | 60 | 15.50 | 18.25 | | 3' Chain, 10' Wire Incl. | | | 156 |
| D | 85283-ORB | (M) | 3 | 100 | 16.75 | 18.50 | | 3' Chain, 10' Wire Incl. | | | 194 |
| E | 95683-OB | (M) | 3 | 100 | 17.75 | 18 | | 3' Chain, 10' Wire Incl. | | | 201 |

measurements shown in inches

Mini-Chandeliers



A **85183-SP**
Kendall Collection



B **15006-3-34**
Darcy Collection



C **15006-3-35**
Darcy Collection



D **85183-ORB**
Kendall Collection



E **96983-ORB**
Montego Collection



F **96983-MTP**
Montego Collection

| Item | Type | Bulbs | Watts | W | H | Ext | Hanging Options | Features/Notes | Symbol | Page |
|----------------------------|------|-------|-------|-------|-------|-----|--------------------------|----------------|--------|------|
| A 85183-SP | (M) | 3 | 100 | 18 | 16.50 | | 3' Chain, 10' Wire Incl. | | | 179 |
| B 15006-3-34 | (M) | 3 | 100 | 18.50 | 20.50 | | 3' Chain, 10' Wire Incl. | | | 188 |
| C 15006-3-35 | (M) | 3 | 100 | 18.50 | 20.50 | | 3' Chain, 10' Wire Incl. | | | 191 |
| D 85183-ORB | (M) | 3 | 100 | 18 | 16.50 | | 3' Chain, 10' Wire Incl. | | | 176 |
| E 96983-ORB | (M) | 3 | 100 | 18 | 21 | | 3' Chain, 10' Wire Incl. | | | 164 |
| F 96983-MTP | (M) | 3 | 100 | 18 | 21 | | 3' Chain, 10' Wire Incl. | | | 167 |

measurements shown in inches

Foyer



A **88256-SP**
West 65th Collection



B **87454-VB**
Linares Collection



C **87454-AP**
Linares Collection



D **88854-SP**
Pivot Collection



E **88856-SP**
Pivot Collection



F **88951-OSB**
Montelena Collection



G **87954-VTG**
Hyde Park Collection



H **87953-VTG**
Hyde Park Collection

| Item | Type | Bulbs | Watts | W | H | Ext | Hanging Options | Features/Notes | Symbol | Page |
|---------------------------|------|-------|-------|-------|-------|-----|----------------------------|--------------------|--------|------|
| A 88256-SP | (M) | 6 | 100 | 16 | 27.50 | | 6' Adjustable Cables Incl. | | | 12 |
| B 87454-VB | (C) | 4 | 60 | 14 | 24 | | (2) 6", 12" Rods Incl. | | | 16 |
| C 87454-AP | (C) | 4 | 60 | 14 | 24 | | (2) 6", 12" Rods Incl. | | | 19 |
| D 88854-SP | (M) | 4 | 60 | 12 | 25.50 | | 3' Chain, 10' Wire Incl. | | | 22 |
| E 88856-SP | (M) | 6 | 60 | 18 | 29.25 | | 3' Chain, 10' Wire Incl. | | | 22 |
| F 88951-OSB | (M) | 1 | 60 | 16.50 | 27.75 | | 3' Chain, 10' Wire Incl. | | | 29 |
| G 87954-VTG | (M) | 4 | 60 | 21 | 35.50 | | 3' Chain, 10' Wire Incl. | White Fabric Shade | | 43 |
| H 87953-VTG | (M) | 4 | 60 | 16.25 | 28.25 | | 3' Chain, 10' Wire Incl. | White Fabric Shade | | 43 |

measurements shown in inches

Foyer



A **89054-SP**
Madison Square Collection



B **87651-ORB**
Avondale Collection



C **87654-ORB**
Avondale Collection



D **87658-ORB**
Avondale Collection



E **86953-BBR**
Cassina Collection



F **86953-SP**
Cassina Collection



G **88553-SP**
Studio Collection



H **88553-SB**
Studio Collection

| Item | Type | Bulbs | Watts | W | H | Ext | Hanging Options | Features/Notes | Symbol | Page |
|---------------------------|------|-------|-------|-------|-------|-----|--------------------------|----------------|--------|------|
| A 89054-SP | (C) | 4 | 60 | 14.50 | 17.75 | | (2) 6", 12", Rods Incl. | | | 207 |
| B 87651-ORB | (M) | 1 | 100 | 10 | 19.50 | | 3' Chain, 10' Wire Incl. | | | 210 |
| C 87654-ORB | (C) | 4 | 60 | 15 | 28 | | 3' Chain, 10' Wire Incl. | | | 210 |
| D 87658-ORB | (C) | 8 | 60 | 18 | 32.25 | | 3' Chain, 10' Wire Incl. | | | 210 |
| E 86953-BBR | (C) | 3 | 60 | 15 | 23 | | 3' Chain, 10' Wire Incl. | | | 125 |
| F 86953-SP | (C) | 3 | 60 | 15 | 23 | | 3' Chain, 10' Wire Incl. | | | 128 |
| G 88553-SP | (M) | 3 | 60 | 15 | 29.50 | | (2) 6", 12" Rods Incl. | | | 120 |
| H 88553-SB | (M) | 3 | 60 | 15 | 29.50 | | (2) 6", 12" Rods Incl. | | | 123 |

measurements shown in inches

Foyer



A **86556-CHA**
Elements Collection



B **87554-APW**
Palencia Collection



C **86054-ARS**
Gala Collection



D **96151-NI**
Barcelona Collection











E **97551-BU**
Amherst Collection



F **23853-AM-ORB**
3 Light Foyer



G **23854-AM-ORB**
4 Light Foyer

| Item | Type | Bulbs | Watts | W | H | Ext | Hanging Options | Features/Notes | Symbol | Page |
|----------|---------------------|-------|-------|-----|-------|-------|---------------------------|-----------------------|---|------|
| A | 86556-CHA | (M) | 6 | 60 | 18.25 | 30.25 | 6", 12", 18" Rods Incl. | Bulbs Incl. |  | 46 |
| B | 87554-APW | (C) | 4 | 60 | 14.50 | 31.25 | 3' Chain, 10' Wire Incl. | |  | 49 |
| C | 86054-ARS | (C) | 4 | 60 | 24.75 | 35 | 3' Chain, 10' Wire Incl. | Crystal Drops |  | 132 |
| D | 96151-NI | (M) | 1 | 100 | 14 | 29 | 3' Chain, 10' Wire Incl. | |  | 140 |
| E | 97551-BU | (C) | 3 | 60 | 15 | 28.25 | 10' Chain, 12' Wire Incl. | |   | 146 |
| F | 23853-AM-ORB | (M) | 3 | 100 | 19 | 33 | | Indoor Use. 10' Chain |  | 362 |
| G | 23854-AM-ORB | (M) | 4 | 100 | 21.50 | 43.25 | | Indoor Use. 10' Chain |  | 362 |

measurements shown in inches

Semi-Flush



DF
DIMMABLE
LED

A **LED85911-CH**
Galaxy Collection



DF
DIMMABLE
LED

B **LED85811-SP**
Archer Collection



C **88211-SP**
West 65th Collection



D **87411-AP**
Linares Collection



E **87411-VB**
Linares Collection



F **88811-SP**
Pivot Collection




G **87311-SB**
High Line Collection



H **88911-OSB**
Montelena Collection



I **88711-CH**
Lusso Collection

| Item | Type | Bulbs | Watts | W | H | D | Hanging Options | Features/Notes | Symbol | Page |
|-----------------------------|-------|-------|-------|-------|-------|-------|-----------------|----------------------------------|---|------|
| A LED85911-CH | (LED) | | 20 | 16 | 12.25 | | | Dimmable/Halogen Downlight/Conv. | | 9 |
| B LED85811-SP | (LED) | | 27 | 16.50 | 8.50 | | | Dimmable |  | 10 |
| C 88211-SP | (M) | 2 | 100 | 14 | 10 | | | Convertible to Pendant | | 13 |
| D 87411-AP | (C) | 3 | 60 | 14 | 11.50 | 14 | | Glass Diffuser | | 19 |
| E 87411-VB | (C) | 3 | 60 | 14 | 11.50 | 14 | | Glass Diffuser | | 16 |
| F 88811-SP | (M) | 2 | 60 | 13 | 11.75 | | | Shown with T45 Vintage Bulb | | 21 |
| G 87311-SB | (M) | 4 | 60 | 12.75 | 15.50 | 12.75 | | | | 25 |
| H 88911-OSB | (M) | 1 | 60 | 8.50 | 13.75 | | | | | 28 |
| I 88711-CH | (M) | 2 | 100 | 13.25 | 14.25 | | | | | 32 |

measurements shown in inches

Semi-Flush



A **88611-ORB**
Avara Collection



B **87111-OSB**
Gramercy Park Collection



C **87111-OEB**
Gramercy Park Collection



D **86511-CHA**
Elements Collection



E **87511-APW**
Palencia Collection



F **83811-FBZ**
Del Ray Collection



G **86111-BBR**
Fusion Collection



H **87011-WI**
Darby Collection



I **86811-BZ**
Brooklyn Collection

| Item | Type | Bulbs | Watts | W | H | Ext | Hanging Options | Features/Notes | Symbol | Page |
|---------------------------|------|-------|-------|-------|-------|-----|-----------------|--|--------|------|
| A 88611-ORB | (M) | 2 | 100 | 13 | 10.25 | | | Frosted White Glass Diffuser | | 34 |
| B 87111-OSB | (M) | 3 | 100 | 16 | 11 | | | White Fabric Shade, Glass Diffuser | | 36 |
| C 87111-OEB | (M) | 3 | 100 | 16 | 11 | | | White Fabric Shade, Glass Diffuser | | 39 |
| D 86511-CHA | (M) | 4 | 60 | 17 | 13 | | | Bulbs Incl. | 💡 | 45 |
| E 87511-APW | (C) | 4 | 60 | 16 | 12 | | | Convertible to Pendant | | 48 |
| F 83811-FBZ | (M) | 3 | 60 | 17.50 | 11.50 | | | White Fabric Shade | | 52 |
| G 86111-BBR | (M) | 2 | 100 | 16 | 11.75 | | | White and Organza Fabric Shade, Glass Diffuser | | 53 |
| H 87011-WI | (W) | 2 | 100 | 12 | 11.75 | | | | | 57 |
| I 86811-BZ | (M) | 3 | 60 | 18 | 16.75 | | | Convertible to Pendant, Bulbs Incl. | 💡 | 61 |

measurements shown in inches

Semi-Flush



A **85411-OSB**
Newbury Station Collection



B **84111-CHA**
Bradley Collection



C **87711-SB**
Mason Collection



D **82111-WM**
Mission Ridge Collection



E **97311-WSD**
Austin Collection



F **83611-TU**
Castello Collection



G **85711-SP**
Grand Plaza Collection



H **84211-CH**
Palatial Collection



I **86611-SP**
Omega Collection

| Item | Type | Bulbs | Watts | W | H | Ext | Hanging Options | Features/Notes | Symbol | Page |
|---------------------------|------|-------|-------|-------|-------|-----|-----------------|---|--------|------|
| A 85411-OSB | (M) | 3 | 60 | 18 | 8.25 | | | <i>Bulbs Incl.</i> | | 64 |
| B 84111-CHA | (M) | 3 | 60 | 13.50 | 9.25 | | | | | 66 |
| C 87711-SB | (M) | 2 | 60 | 14 | 15 | | | | | 68 |
| D 82111-WM | (M) | 2 | 100 | 13 | 10 | | | | | 71 |
| E 97311-WSD | (M) | 3 | 60 | 16.25 | 11.50 | | | | | 75 |
| F 83611-TU | (M) | 2 | 100 | 15.50 | 11 | | | | | 78 |
| G 85711-SP | (M) | 2 | 100 | 13 | 11 | | | | | 83 |
| H 84211-CH | (M) | 3 | 100 | 15.75 | 11.25 | | | <i>White Fabric Shade, Glass Diffuser</i> | | 86 |
| I 86611-SP | (M) | 3 | 100 | 16 | 12 | | | <i>Fabric Shade, Acrylic Diffuser</i> | | 89 |

measurements shown in inches

Semi-Flush



A **83911-CH**
Candence Collection



B **87211-SP**
Harlowe Collection



C **84511-CH**
Cordova Collection



D **86211-SP**
Axel Collection



E **82911-SP**
Tackwood Collection



F **82911-BNB**
Tackwood Collection



G **88011-ORB**
Printers Row Collection



H **88011-SP**
Printers Row Collection



I **88511-SP**
Studio Collection

| Item | Type | Bulbs | Watts | W | H | Ext | Hanging Options | Features/Notes | Symbol | Page |
|---------------------------|------|-------|-------|-------|-------|-----|-----------------|------------------------------------|--------|------|
| A 83911-CH | (M) | 3 | 60 | 16 | 11 | | | Silver Organza Fabric Shade | | 92 |
| B 87211-SP | (M) | 2 | 100 | 14 | 12 | | | White Fabric Shade | | 97 |
| C 84511-CH | (M) | 3 | 100 | 13 | 11 | | | White Fabric Shade, Glass Diffuser | | 98 |
| D 86211-SP | (M) | 2 | 100 | 16 | 11 | | | White Fabric Shade, Glass Diffuser | | 101 |
| E 82911-SP | (M) | 2 | 100 | 14.50 | 12 | | | | | 106 |
| F 82911-BNB | (M) | 2 | 100 | 14.50 | 12 | | | | | 110 |
| G 88011-ORB | (M) | 2 | 60 | 12.75 | 10.75 | | | | | 113 |
| H 88011-SP | (M) | 2 | 60 | 12.75 | 10.75 | | | | | 116 |
| I 88511-SP | (M) | 2 | 60 | 15 | 11.25 | | | | | 119 |

measurements shown in inches

Semi-Flush



A **88511-SB**
Studio Collection



B **86911-BBR**
Cassina Collection



C **86911-SP**
Cassina Collection



D **86011-ARS**
Gala Collection



E **9192-NI**
Alhambra Collection



F **96111-NI**
Barcelona Collection



G **97511-BU**
Amherst Collection



H **85611-ABS**
Isla Collection



I **85511-NI**
Tangier Collection

| Item | Type | Bulbs | Watts | W | H | Ext | Hanging Options | Features/Notes | Symbol | Page |
|----------|------------------|-------|-------|-----|-------|-------|-----------------|----------------------|--------|------|
| A | 88511-SB | (M) | 2 | 100 | 15 | 11.25 | | | | 122 |
| B | 86911-BBR | (M) | 2 | 100 | 13.75 | 12.25 | | | | 124 |
| C | 86911-SP | (M) | 2 | 100 | 13.75 | 12.25 | | | | 127 |
| D | 86011-ARS | (M) | 2 | 60 | 16.25 | 10 | | <i>Crystal Drops</i> | | 131 |
| E | 9192-NI | (M) | 3 | 60 | 20.75 | 15 | | | | 136 |
| F | 96111-NI | (M) | 2 | 100 | 18.50 | 14.75 | | | | 139 |
| G | 97511-BU | (M) | 3 | 100 | 17.50 | 13.25 | | | | 144 |
| H | 85611-ABS | (M) | 2 | 100 | 13.25 | 12 | | | | 149 |
| I | 85511-NI | (M) | 2 | 100 | 14.75 | 13.25 | | | | 155 |

measurements shown in inches

Semi-Flush



A **83711-ART**
Modesto Collection



B **84411-ART**
Bellemeade Collection



C **96911-ORB**
Montego Collection



D **96911-MTP**
Montego Collection



E **98011-SP**
Stratton Collection



F **98011-WM**
Stratton Collection



G **85111-ORB**
Kendall Collection



H **85111-SP**
Kendall Collection



I **15005-SF-35**
Torino Collection

| Item | Type | Bulbs | Watts | W | H | Ext | Hanging Options | Features/Notes | Page |
|----------|--------------------|-------|-------|-----|-------|-------|-----------------|---------------------------|------|
| A | 83711-ART | (M) | 3 | 60 | 14.50 | 10.50 | | <i>White Fabric Shade</i> | 158 |
| B | 84411-ART | (M) | 3 | 100 | 15.50 | 10 | | | 161 |
| C | 96911-ORB | (M) | 2 | 100 | 16 | 10.50 | | | 163 |
| D | 96911-MTP | (M) | 2 | 100 | 16 | 10.50 | | | 166 |
| E | 98011-SP | (M) | 3 | 100 | 17 | 12.50 | | | 169 |
| F | 98011-WM | (M) | 3 | 100 | 17 | 12.50 | | | 172 |
| G | 85111-ORB | (M) | 2 | 100 | 13.25 | 10.50 | | | 175 |
| H | 85111-SP | (M) | 2 | 100 | 13.25 | 10.50 | | | 178 |
| I | 15005-SF-35 | (M) | 2 | 100 | 13 | 10.50 | | | 181 |

measurements shown in inches

Semi-Flush



A **15005-SF-34**
Torino Collection



B **15006-SF-34**
Darcy Collection



C **15006-SF-35**
Darcy Collection



D **85211-ORB**
Addison Collection



E **81811-FSN**
Mendocino Collection



F **95611-OB**
Timberline Collection



G **94011-ORB**
Apollo Collection

| | Item | Type | Bulbs | Watts | W | H | Ext | Hanging Options | Features/Notes | Page |
|---|-------------|------|-------|-------|-------|-------|-----|-----------------|----------------|------|
| A | 15005-SF-34 | (M) | 2 | 100 | 13 | 10.50 | | | | 184 |
| B | 15006-SF-34 | (M) | 3 | 100 | 14.50 | 11.50 | | | | 187 |
| C | 15006-SF-35 | (M) | 3 | 100 | 14.50 | 11.50 | | | | 190 |
| D | 85211-ORB | (M) | 2 | 100 | 13.25 | 11.75 | | | | 193 |
| E | 81811-FSN | (M) | 2 | 100 | 15.75 | 13 | | | | 197 |
| F | 95611-OB | (M) | 3 | 60 | 16 | 12.50 | | | | 202 |
| G | 94011-ORB | (M) | 2 | 60 | 12.50 | 12 | | | | 204 |

measurements shown in inches

LED Flushmounts

Orono LED

Finish: Oil Rubbed Bronze and Satin Platinum
Glass: Frosted

DF
DIMMABLE
LED



A **LED301M-ORB**
LED301M-SP
LED Flushmount



B **LED301L-SP**
LED301L-ORB
LED Flushmount

Hopkins LED

Finish: Oil Rubbed Bronze and Satin Platinum
Glass: Frosted

DF
DIMMABLE
LED



C **LED302M-ORB**
LED302M-SP
LED Flushmount



D **LED302L-SP**
LED302L-ORB
LED Flushmount

Ramsey LED

Finish: Oil Rubbed Bronze and Satin Platinum
Glass: Frosted

DF
DIMMABLE
LED



E **LED303M-ORB**
LED303M-SP
LED Flushmount



F **LED303L-SP**
LED303L-ORB
LED Flushmount

| Item | Type | Lumens | | Watts/K | W | H | Ext | Hanging Options | Features/Notes | Symbol |
|------|----------------|--------------------|---------------|---------------|-------|------|-----|-----------------|----------------|--------|
| | | Source / Delivered | | | | | | | | |
| A | LED301M-ORB/SP | (LED) | 1,893 / 1,325 | 20.8 / 2,700K | 13 | 5 | | | Dimmable | |
| B | LED301L-ORB/SP | (LED) | 1,853 / 1,297 | 20.7 / 2,700K | 15 | 5.50 | | | Dimmable | |
| C | LED302M-ORB/SP | (LED) | 1,919 / 1,343 | 20.8 / 2,700K | 13.25 | 6 | | | Dimmable | |
| D | LED302L-ORB/SP | (LED) | 1,926 / 1,348 | 20.7 / 2,700K | 15 | 6.25 | | | Dimmable | |
| E | LED303M-ORB/SP | (LED) | 1,894 / 1,326 | 20.8 / 2,700K | 13.25 | 5.75 | | | Dimmable | |
| F | LED303L-ORB/SP | (LED) | 1,893 / 1,325 | 20.6 / 2,700K | 15 | 6.25 | | | Dimmable | |

measurements shown in inches

LED Flushmounts

Lucas

Finish: Satin Patinum and Oil Rubbed Bronze
Glass: Frosted and Painted White Inside



A **LED304M-SP**
LED Flushmount



B **LED304M-ORB**
LED Flushmount

Galley

Finish: Satin Patinum and Oil Rubbed Bronze
Glass: Frosted and Painted White Inside



C **LED305M-SP**
LED Flushmount



D **LED305M-ORB**
LED Flushmount

| Item | Source | Delivered | Watts/K | W | H | Ext | Backplate (W x H) | Features/Notes | Symbol |
|------|-------------|-----------|---------|---------------|-------|------|-------------------|----------------|--------|
| A | LED304M-SP | 1429 | 1,000 | 20.8 / 2,700K | 13.25 | 4.50 | | Dimmable | |
| B | LED304M-ORB | 1429 | 1,000 | 20.8 / 2,700K | 13.25 | 4.50 | | Dimmable | |
| C | LED305M-SP | 1429 | 1,000 | 20.8 / 2,700K | 13 | 4 | | Dimmable | |
| D | LED305M-ORB | 1429 | 1,000 | 20.8 / 2,700K | 13 | 4 | | Dimmable | |

measurements shown in inches

LED Flushmounts

Cirrus LED

Finish: Oil Rubbed Bronze(34) and Brushed Nickel(35)
Glass: Alabaster

DF
DIMMABLE
LED



A LED1001-34
LED1001-35
LED Flushmount

B LED1002-34
LED1002-35
LED Flushmount

Halo LED

Finish: Oil Rubbed Bronze(34) and Brushed Nickel(35)
Glass: Frosted Painted White Inside

DF
DIMMABLE
LED



C LED1101-34
LED1101-35
LED Flushmount

D LED1102-34
LED1102-35
LED Flushmount

LED Flushmount













Finish: Brushed Nickel(35)
Glass: White Diffuser

DF
LED



E LED4732-35
LED Flushmount

F LED4760-35
LED Flushmount

| Item | Type | Lumens Source / Delivered | Watts/K | W | H | Ext | Hanging Options | Features/Notes | Symbol |
|------|---------------|------------------------------|----------------|-------|------|-----|-----------------|----------------|---|
| A | LED1001-34/35 | (LED) 1,627 / 1,139 | 17.40 / 2,700K | 11.25 | 3.50 | | | Dimmable |   |
| B | LED1002-34/35 | (LED) 1,727 / 1,209 | 17.30 / 2,700K | 13 | 3.75 | | | Dimmable |   |
| C | LED1101-34/35 | (LED) 1,676 / 1,173 | 17.40 / 2,700K | 11.50 | 3.50 | | | Dimmable |   |
| D | LED1102-34/35 | (LED) 1,720 / 1,204 | 17.60 / 2,700K | 13.50 | 4 | | | Dimmable |   |
| E | LED4732-35 | (LED) 1,553 / 1,087 | 12.3 / 3,000K | 9 | 5.50 | | | |   |
| F | LED4760-35 | (LED) 1,266 / 886 | 10.1 / 3,000K | 6 | 7 | | | |   |

measurements shown in inches

LED Flushmounts

DF
DIMMABLE
LED



A **EV1011-WH**
LED Flushmount



B **EV1011S-WH**
LED Flushmount



C **EV1014-WH**
LED Flushmount



D **EV1014S-WH**
LED Flushmount













DF
DIMMABLE
LED



E **EV1410L30-34**
LED Flushmount



F **EV1410LED-BN**
LED Flushmount

| Item | Type | Fixture Lumens | Watts/K | W | H | L | Hanging Options | Features/Notes | Symbol |
|------|--------------------|----------------|----------------|-------|------|-------|-----------------|----------------|---|
| A | EV1011-WH (LED) | 1,100 | 14.30 / 4,000K | 11 | 4 | 11 | | Dimmable |   |
| B | EV1011S-WH (LED) | 1,100 | 14.46 / 4,000K | 11 | 4 | 11 | | Dimmable |   |
| C | EV1014-WH (LED) | 1,800 | 25 / 4,000K | 14 | 4.50 | 14 | | Dimmable |   |
| D | EV1014S-WH (LED) | 1,800 | 25 / 4,000K | 14 | 4.50 | 14 | | Dimmable |   |
| E | EV1410L30-34 (LED) | 950 | 16.50 / 3,000K | 10.50 | 3.50 | 10.50 | | Dimmable |   |
| F | EV1410LED-BN (LED) | 1,000 | 16.50 / 4,000K | 10.50 | 3.50 | 10.50 | | Dimmable |   |

measurements shown in inches

LED Flushmounts

Finish: Oil Rubbed Bronze Finish(34) and Brushed Nickel(35)
Glass: White Diffuser Lens



A **EV1412L30-34**
LED Flushmount



B **EV1412L30-35**
LED Flushmount



C **EV1412LED-BN**
LED Flushmount

Finish: Oil Rubbed Bronze(34) and Brushed Nickel(35)
Glass: White Diffuser Lens



D **EV1414L30-34**
LED Flushmount



E **EV1414L30-35**
LED Flushmount



F **EV1414LED-BN**
LED Flushmount

| Item | Type | Fixture Lumens | Watts/K | D | H | L | Hanging Options | Features/Notes | Symbol | |
|------|--------------|----------------|---------|----------------|----|------|-----------------|----------------|----------|--|
| A | EV1412L30-34 | (LED) | 1,152 | 18 / 3,000K | 12 | 3.75 | 12 | | Dimmable | |
| B | EV1412L30-35 | (LED) | 1,152 | 18 / 3,000K | 12 | 3.75 | 12 | | Dimmable | |
| C | EV1412LED-BN | (LED) | 1,238 | 18 / 4,000K | 12 | 3.75 | 12 | | Dimmable | |
| D | EV1414L30-34 | (LED) | 1,374 | 21.50 / 3,000K | 14 | 4 | 14 | | Dimmable | |
| E | EV1414L30-35 | (LED) | 1,414 | 21.50 / 3,000K | 14 | 4 | 14 | | Dimmable | |
| F | EV1414LED-BN | (LED) | 1,414 | 21.50 / 4,000K | 14 | 4 | 14 | | Dimmable | |

measurements shown in inches

LED Flushmounts

Finish: Oil Rubbed Bronze Finish(34) and Brushed Nickel(35)
Glass: White Diffuser Lens



A **EV1416L30-34**
LED Flushmount



B **EV1416L30-35**
LED Flushmount



C **EV1416LED-BN**
LED Flushmount

Finish: Brushed Nickel(35)
Glass: White Diffuser Lens



D **EV1424L30-35**
LED Flushmount



E **EV1432LED-BN**
LED Flushmount



F **3200LED-35**
LED Flushmount

| | Type | Fixture Lumens | Watts/K | W | H | L | Hanging Options | Features/Notes | Symbol |
|----------|---------------------|----------------|---------|-------------|-------|------|-----------------|----------------|--------|
| A | EV1416L30-34 | (LED) | 1,650 | 26 / 3,000K | 16 | 4 | 16 | Dimmable | |
| B | EV1416L30-35 | (LED) | 1,650 | 26 / 3,000K | 16 | 4 | 16 | Dimmable | |
| C | EV1416LED-BN | (LED) | 1,450 | 25 / 4,000K | 16 | 4 | 16 | Dimmable | |
| D | EV1424L30-35 | (LED) | 2,400 | 36 / 3,000K | 13.50 | 4 | 24 | Dimmable | |
| E | EV1432LED-BN | (LED) | 2,250 | 42 / 4,000K | 18 | 4.75 | 32.50 | Dimmable | |
| F | 3200LED-35 | (LED) | 2,400 | 40 / 3,000K | 18 | 4.75 | 32.50 | | |

measurements shown in inches

Flushmounts

Cooper

Finish: Satin Platinum and Oil Rubbed Bronze
Glass: White Opal



A 1259-ORB
Flushmount



B 1259-SP
Flushmount



C 86821-BZ
Brooklyn Collection



D 82121-WM
Mission Ridge Collection



E 96121-NI
Barcelona Collection



F 81821-FSN
Mendocino Collection



G 95621-OB
Timberline Collection

| Item | Type | Bulbs | Watts | W | H | Ext | Hanging Options | Features/Notes | Symbol | Page |
|------|-----------|-------|-------|----|-------|------|-----------------|--------------------|--------|------|
| A | 1259-ORB | (M) | 2 | 60 | 12.75 | 5 | | | | |
| B | 1259-SP | (M) | 2 | 60 | 12.75 | 5 | | | | |
| C | 86821-BZ | (M) | 3 | 60 | 16 | 9.25 | | <i>Bulbs Incl.</i> | | 60 |
| D | 82121-WM | (M) | 2 | 60 | 13 | 5 | | | | 70 |
| E | 96121-NI | (M) | 2 | 60 | 13 | 6.75 | | | | 138 |
| F | 81821-FSN | (M) | 2 | 60 | 14.75 | 8 | | | | 196 |
| G | 95621-OB | (M) | 2 | 60 | 13 | 7.25 | | | | 200 |

measurements shown in inches

Flushmounts

Finish: Oil Rubbed Bronze
Glass: Alabaster Glass



A 1257S-ORB-AL
Decorative Flushmount

Finish: Pewter
Glass: Alabaster Glass



D 1257S-PW-AL
Decorative Flushmount

Finish: Satin Platinum
Glass: Alabaster Glass



G 1257S-SP-AL
Decorative Flushmount



B 1257M-ORB-AL
Decorative Flushmount



E 1257M-PW-AL
Decorative Flushmount



H 1257M-SP-AL
Decorative Flushmount



C 1257L-ORB-AL
Decorative Flushmount



F 1257L-PW-AL
Decorative Flushmount



I 1257L-SP-AL
Decorative Flushmount

| Item | Type | Bulbs | Watts | W | H | Ext | Hanging Options | Features/Notes | Page |
|------|--------------|-------|-------|----|-------|------|-----------------|----------------|------|
| A | 1257S-ORB-AL | (M) | 2 | 60 | 11.25 | 4.50 | | | |
| B | 1257M-ORB-AL | (M) | 2 | 60 | 13.25 | 5.25 | | | |
| C | 1257L-ORB-AL | (M) | 3 | 60 | 15.25 | 5.50 | | | |
| D | 1257S-PW-AL | (M) | 2 | 60 | 11.25 | 4.50 | | | |
| E | 1257M-PW-AL | (M) | 2 | 60 | 13.25 | 5.25 | | | |
| F | 1257L-PW-AL | (M) | 3 | 60 | 15.25 | 5.50 | | | |
| G | 1257S-SP-AL | (M) | 2 | 60 | 11.25 | 4.50 | | | |
| H | 1257M-SP-AL | (M) | 2 | 60 | 13.25 | 5.25 | | | |
| I | 1257L-SP-AL | (M) | 3 | 60 | 15.25 | 5.50 | | | |

measurements shown in inches

Flushmounts

Finish: Warm Mahogany
Glass: Amber



A 1257S-WM-AM
Decorative Flushmount



B 1257M-WM-AM
Decorative Flushmount



C 1257L-WM-AM
Decorative Flushmount

Finish: White
Glass: Alabaster



D 1257S-WH-AL
Decorative Flushmount



E 1257M-WH-AL
Decorative Flushmount



F 1257L-WH-AL
Decorative Flushmount

Finish: White or Pewter



G 4732-WH
Basic Flushmount



H 4732-PW
Basic Flushmount

| Item | Type | Bulbs | Watts | W | H | Ext | Hanging Options | Features/Notes | Symbol | Page |
|------|-------------|-------|-------|----|-------|------|-----------------|----------------|--------|------|
| A | 1257S-WM-AM | (M) | 2 | 60 | 11.25 | 4.50 | | | | |
| B | 1257M-WM-AM | (M) | 2 | 60 | 13.25 | 5.25 | | | | |
| C | 1257L-WM-AM | (M) | 3 | 60 | 15.25 | 5.50 | | | | |
| D | 1257S-WH-AL | (M) | 2 | 60 | 11.25 | 4.50 | | | | |
| E | 1257M-WH-AL | (M) | 2 | 60 | 13.25 | 5.25 | | | | |
| F | 1257L-WH-AL | (M) | 3 | 60 | 15.25 | 5.50 | | | | |
| G | 4732-WH | (M) | 2 | 60 | 9.25 | 4.75 | | | | |
| H | 4732-PW | (M) | 2 | 60 | 9.25 | 4.75 | | | | |

measurements shown in inches

Flushmounts

Lunar

White Finish



A **1245S-WH**
Lunar Collection



B **1245M-WH**
Lunar Collection



C **1245L-WH**
Lunar Collection



D **1245XL-WH**
Lunar Collection

Oil Rubbed Bronze Finish



E **1245S-ORB**
Lunar Collection



F **1245M-ORB**
Lunar Collection



G **1245L-ORB**
Lunar Collection



H **1245XL-ORB**
Lunar Collection

Pewter Finish



I **1245S-PW**
Lunar Collection



J **1245M-PW**
Lunar Collection



K **1245L-PW**
Lunar Collection



L **1245XL-PW**
Lunar Collection

| | Item | Type | Bulbs | Watts | W | H | Ext | Hanging Options | Features/Notes | Page |
|----------|-------------------|------|-------|-------|-------|------|-----|-----------------|------------------|------|
| A | 1245S-WH | (M) | 1 | 75 | 11.50 | 3.75 | | | Twist-Lock Glass | |
| B | 1245M-WH | (M) | 2 | 60 | 14 | 4.75 | | | Twist-Lock Glass | |
| C | 1245L-WH | (M) | 3 | 60 | 16.75 | 5.25 | | | Twist-Lock Glass | |
| D | 1245XL-WH | (M) | 4 | 60 | 20 | 5.50 | | | Twist-Lock Glass | |
| E | 1245S-ORB | (M) | 1 | 75 | 11.50 | 3.75 | | | Twist-Lock Glass | |
| F | 1245M-ORB | (M) | 2 | 60 | 14 | 4.75 | | | Twist-Lock Glass | |
| G | 1245L-ORB | (M) | 3 | 60 | 16.75 | 5.25 | | | Twist-Lock Glass | |
| H | 1245XL-ORB | (M) | 4 | 60 | 20 | 5.50 | | | Twist-Lock Glass | |
| I | 1245S-PW | (M) | 1 | 75 | 11.50 | 3.75 | | | Twist-Lock Glass | |
| J | 1245M-PW | (M) | 2 | 60 | 14 | 4.75 | | | Twist-Lock Glass | |
| K | 1245L-PW | (M) | 3 | 60 | 16.75 | 5.25 | | | Twist-Lock Glass | |
| L | 1245XL-PW | (M) | 4 | 60 | 20 | 5.50 | | | Twist-Lock Glass | |

measurements shown in inches

Fluorescent

Satin Nickel Finish and White Acrylic lens



A **S1170MCFL-SN**
Oval Fluorescent



B **S1170LCFL-SN**
Oval Fluorescent



C **S117MCFL-SN**
Round Fluorescent

Oil Rubbed Bronze Finish or Satin Platinum Finish with Alabaster Glass



D **ES1257S-ORB-AL**
ES1257S-SP-AL
Fluorescent



















E **ES1257M-SP-AL**
ES1257M-ORB-AL
Fluorescent



F **ES1257L-ORB-AL**
ES1257L-SP-AL
Fluorescent



G **ES2375-AM-ORB**
13" Flushmount

| Item | Type | Bulbs | Watts | W | H | Ext | Hanging Options | Features/Notes | Symbol |
|----------|---|-------|-------|----|-------|------|-----------------|------------------|---|
| A | S1170MCFL-SN | (FL) | 2 | 22 | 14.25 | 4.50 | | T9 Circline Lamp |   |
| B | S1170LCFL-SN | (FL) | 2 | 32 | 18 | 4.75 | | T9 Circline Lamp |   |
| C | S117MCFL-SN | (CFL) | 2 | 18 | 16 | 4.50 | | G24q1 Lamp |   |
| D | ES1257S-ORB-AL ES1257S-SP-AL | (CFL) | 2 | 13 | 11.25 | 4.50 | | GU24 Lamp |   |
| E | ES1257M-ORB-AL ES1257M-SP-AL | (CFL) | 2 | 13 | 13.25 | 5.25 | | GU24 Lamp |   |
| F | ES1257L-ORB-AL ES1257L-SP-AL | (CFL) | 3 | 13 | 15.25 | 5.50 | | GU24 Lamp |   |
| G | ES2375-AM-ORB | (CFL) | 1 | 22 | 13 | 5.25 | | GU24 Lamp |     |

measurements shown in inches

Fluorescent

Finish: Burnt Umber
Acrylic Lens: Warm Amber Glaze



A **ES97522-BU**
Amherst Collection



B **ES97523-BU**
Amherst Collection

Finish: Satin Platinum
Acrylic Lens: Milk White




C **ES82223-SP**
Aliotta Collection



Finish: Oil Rubbed Bronze
Acrylic Lens: Glacier

D **ES82323-ORB**
Ballenger Collection

Finish: Warm Mahogany
Acrylic Lens: Amber










E **ES82423-WM**
Cabrillo Collection



F **S116M3S-WH**
Cloud Fluorescent



G **S116M2FL32-WH**
Cloud Fluorescent

| | Item | Type | Bulbs | Watts/K | W | H | L | Hanging Options | Features/Notes | Symbol | Page |
|---|----------------|------|-------|------------------|-------|-------|-------|-----------------|----------------|---|------|
| A | ES97522-BU | (FL) | 2 | 22 & 32 / 2,700K | 15.75 | 15.75 | 3.50 | | T9 Lamps |  | 148 |
| B | ES97532-BU | (FL) | 4 | 32 / 2,700K | 18.25 | 4.25 | 55.50 | | T8 Bi-pin Lamp |  | 148 |
| C | ES82223-SP | (FL) | 3 | 32 / 2,700K | 11.25 | 5.25 | 49.50 | | T8 Bi-pin Lamp |  | |
| D | ES82323-ORB | (FL) | 3 | 32 / 2,700K | 11.25 | 5.50 | 49.50 | | T8 Bi-pin Lamp |  | |
| E | ES82423-WM | (FL) | 4 | 32 / 2,700K | 17.50 | 4.50 | 50.25 | | T8 Bi-pin Lamp |  | |
| F | S116M3S-WH | (FL) | 3 | 28 / 4,100K | 10.50 | 2.75 | 48.75 | | T5 Lamp |  | |
| G | S116M2FL-32-WH | (FL) | 2 | 32 / 2,700K | 11.50 | 5 | 51.25 | | T8 Bi-pin Lamp |  | |

measurements shown in inches



LED Recessed Lighting

Dramatically reduce the cost of lighting your home with our energy saving products



NO WIRING! Easy to Install in 3 Easy Steps:



STEP 1:
Twist Adaptor into socket.



STEP 2:
Insert male connector into female one.



STEP 3:
Insert LED trim.



A **EVL6730MWHXX**
5" / 6" Downlight



LED DOWNLIGHTS

MECHANICAL

- Compatible with most 4", 5" and 6" housings.
- Die cast aluminum heat sink.
- Satin white cast aluminum flange.
- Three friction clip retention. (4inch)
- Twin torsion spring retention. (6inch)

OPTICAL

- Frosted white lens disperses diode brightness

ELECTRICAL

- 50W incandescent equivalent at 9.6 W. (4inch)
- 65W incandescent equivalent at 11 W. (6inch)
- Connects to LiteChoice LED Housings with integral quick-connect.
- E26 screw-base adapter for incandescent housing compatibility.
- Integral electronic driver.

CONTROL

- Dimmable to 10% with most incandescent dimmers

CERTIFICATIONS

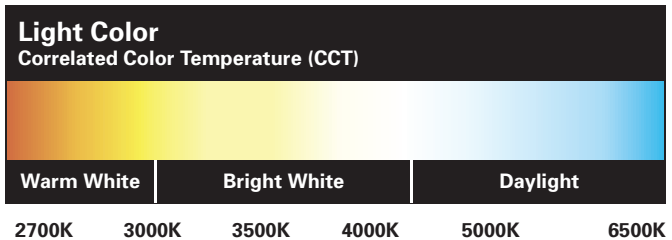
- ETL listed to US and Canadian safety standards.
- Rated for IC & non-IC installations.
- Rated for wet-location.
- ENERGY STAR qualified.
- California T24 compliant.
- Complies with Voluntary California Quality LED Lamp Specification.

WARRANTY

- 5 year limited warranty



B **EVL4730MWHXX**
4" Downlight



| | Item | Type | Lumens | Watts / CCT | W | H | Ext | Beam Angle | Symbol |
|---|--------------|-------|--------|----------------|------|------|-----|-------------------------|--------|
| A | EVL6730MWH27 | (LED) | 660 | 10.34 / 2,700K | 7.50 | 2.75 | | R9>50, Beam angle = 96° | |
| | EVL6730MWH30 | (LED) | 733 | 10.13 / 3,000K | 7.50 | 2.75 | | R9>50, Beam angle = 96° | |
| | EVL6730MWH35 | (LED) | 688 | 10.62 / 3,500K | 7.50 | 2.75 | | R9>50, Beam angle = 96° | |
| | EVL6730MWH40 | (LED) | 731 | 10.76 / 4,000K | 7.50 | 2.75 | | R9>50, Beam angle = 96° | |
| | EVL6730MWH50 | (LED) | 778 | 10.37 / 5,000K | 7.50 | 2.75 | | R9>50, Beam angle = 96° | |
| B | EVL4730MWH27 | (LED) | 573 | 9.62 / 2,700K | 5 | 2.75 | | R9>50, Beam angle = 93° | |
| | EVL4730MWH30 | (LED) | 616 | 9.62 / 3,000K | 5 | 2.75 | | R9>50, Beam angle = 93° | |
| | EVL4730MWH35 | (LED) | 598 | 9.50 / 3,500K | 5 | 2.75 | | R9>50, Beam angle = 93° | |
| | EVL4730MWH40 | (LED) | 649 | 9.53 / 4,000K | 5 | 2.75 | | R9>50, Beam angle = 93° | |
| | EVL4730MWH50 | (LED) | 689 | 9.50 / 5,000K | 5 | 2.75 | | R9>50, Beam angle = 93° | |

measurements shown in inches



U.S. Patent No. 8,454,204
CDN Patent No. 2,766,601

Magnetic Trim LED Downlights

MECHANICAL

- Compatible with most 4" & 6" housings.
- Die cast aluminum ceiling flange with patented design to work with various trims.
- Satin white splay trim included.
- Twin torsion spring retention.

OPTICAL

- Magnetically retained white trim interchangeable with bronze and nickel accessory trims.
- Regressed reflector for source shielding.
- Frosted white lens disperses diode brightness.

ELECTRICAL

- 50 W incandescent equivalent at 11.6 W. (4inch)
- Standard output version is 75W incandescent equivalent at 13 W. (6inch)
- High output version produces 1,000 lm at only 16 watts. (High Ceiling)
- Connects to LiteChoice LED Housings with integral quick-connect.
- E26 screw-base adapter for incandescent housing compatibility.
- Integral electronic driver.

CONTROL

- Dimmable to 10% with most incandescent dimmers

CERTIFICATIONS

- ETL listed to US and Canadian safety standards.
- Rated for IC & non-IC installations.
- Rated for wet-location.
- ENERGY STAR qualified.
- California T24 compliant.
- Complies with Voluntary California Quality LED Lamp Specification.

WARRANTY

- 5 year limited warranty



A EVL6741AWHXX
6" Magnetic Trim



B EVL4741AWHXX
4" Magnetic Trim



| | Item | Type | Lumens | Watts / CCT | W | H | Ext | Beam Angle | Symbol |
|---|--------------|-------|--------|--------------|------|------|-----|--------------------------|--------|
| A | EVL6741AWH27 | (LED) | 792 | 13.01/2,700K | 7.50 | 3.25 | | R9>50, Beam angle = 99° | |
| | EVL6741AWH30 | (LED) | 753 | 12.8/3,000K | 7.50 | 3.25 | | R9>50, Beam angle = 99° | |
| | EVL6741AWH35 | (LED) | 836 | 12.7/3,500K | 7.50 | 3.25 | | R9>50, Beam angle = 99° | |
| | EVL6741AWH40 | (LED) | 892 | 12.52/4,000K | 7.50 | 3.25 | | R9>50, Beam angle = 99° | |
| | EVL6741AWH50 | (LED) | 853 | 13/5,000K | 7.50 | 3.25 | | R9>50, Beam angle = 99° | |
| B | EVL4741AWH27 | (LED) | 650 | 11.51/2,700K | 5 | 3 | | R9>50, Beam angle = 103° | |
| | EVL4741AWH30 | (LED) | 632 | 11.6/3,000K | 5 | 3 | | R9>50, Beam angle = 103° | |
| | EVL4741AWH35 | (LED) | 725 | 11.7/3,500K | 5 | 3 | | R9>50, Beam angle = 103° | |
| | EVL4741AWH40 | (LED) | 737 | 11.9/4,000K | 5 | 3 | | R9>50, Beam angle = 103° | |
| | EVL4741AWH50 | (LED) | 702 | 11.62/5,000K | 5 | 3 | | R9>50, Beam angle = 103° | |

measurements shown in inches

LED Recessed

Magnetic Trim High Ceiling
Trim Rings



**HIGH
LUMEN
OUTPUT**

U.S. Patent No. 8,454,204
CDN Patent No. 2,766,601

A **EVL6041WHXX**
6" High Ceiling Magnetic Trim



6 inch High Ceiling Magnetic Trim

MECHANICAL

- Compatible with most 6" housings.
- Die cast aluminum ceiling flange with patented design to work with various trims.
- Satin white splay trim included.
- Twin torsion spring retention.

OPTICAL

- Magnetically retained white trim interchangeable with bronze and nickel accessory trims.
- Regressed reflector for source shielding.
- Frosted white lens disperses diode brightness.
- R9>50, Beam angle = 99°

ELECTRICAL

- Standard output version is 75W incandescent equivalent at 13 W.
- High output version produces 1,000 lm at only 16 watts.
- Connects to LiteChoice LED Housings with integral quick-connect.
- E26 screw-base adapter for incandescent housing compatibility.
- Integral electronic driver.

CERTIFICATIONS

- ETL listed to US and Canadian safety standards.
- Rated for IC & non-IC installations.
- Rated for wet-location.
- ENERGY STAR qualified.
- California T24 compliant.
- Complies with Voluntary California Quality LED Lamp Specification.

CONTROL

- Dimmable to 10% with most incandescent dimmers

WARRANTY

- 5 year limited warranty

Magnetic Trim Rings

Size: 6 inch



EVL6741WHWH
White Baffle on White



EVL6741SCWH
Specular Clear Cone on White



EVL6741DCWH
Diffused Chrome Cone on White



EVL6741BN
Brushed Nickel



EVL6741BZ
Bronze

Magnetic Trim Rings

Size: 4 inch



EVL4741WHWH
White Baffle on White



EVL4741SCWH
Specular Clear Cone on White



EVL4741DCWH
Diffused Chrome Cone on White



EVL4741BN
Brushed Nickel



EVL4741BZ
Bronze

| | Item | Type | Lumens | Watts / CCT | W | H | Ext | Beam Angle | Symbol |
|---|--------------------|-------|--------|----------------|------|------|-----|-------------------------|--------|
| A | EVL6041WH27 | (LED) | 980 | 14.89 / 2,700K | 7.50 | 3.25 | | R9>50, Beam angle = 99° | |
| | EVL6041WH30 | (LED) | 978 | 15.7 / 3,000K | 7.50 | 3.25 | | R9>50, Beam angle = 99° | |
| | EVL6041WH35 | (LED) | 980 | 15.7 / 3,500K | 7.50 | 3.25 | | R9>50, Beam angle = 99° | |
| | EVL6041WH40 | (LED) | 1019 | 15.3 / 4,000K | 7.50 | 3.25 | | R9>50, Beam angle = 99° | |
| | EVL6041WH50 | (LED) | 1087 | 14.7 / 5,000K | 7.50 | 3.25 | | R9>50, Beam angle = 99° | |

measurements shown in inches



A EVL6742AWH30
6" Gimbal



B EVL4742AWH30
4" Gimbal



Gimbal Trim

MECHANICAL

- Compatible with most 6" housings.
- Die cast aluminum heat sink.
- Satin white cast aluminum flange.
- Trio friction spring retention. (4inch)
- Twin torsion spring retention. (6inch)

OPTICAL

- 28° tilt & 359° rotational adjustment for wall washing or artwork accent. (4inch)
- 27° tilt & 359° rotational adjustment for wall washing or artwork accent. (6inch)
- Faceted clear specular reflector provides beam control.

ELECTRICAL

- Connects to LiteChoice LED Housings with integral quick-connect.
- E26 screw-base adapter for incandescent housing compatibility.
- Integral electronic driver.

CONTROL

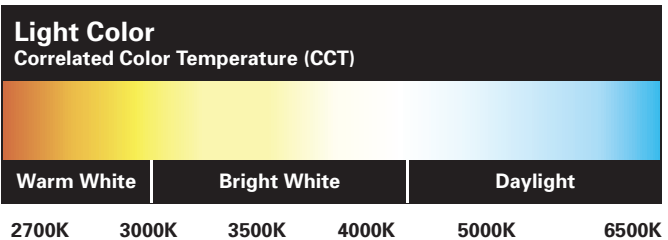
- Dimmable to 10% with most incandescent dimmers

CERTIFICATIONS

- ETL listed to US and Canadian safety standards.
- Rated for IC & non-IC installations.
- Rated for damp-location.
- ENERGY STAR qualified.
- California T24 compliant.

WARRANTY

- 5 year limited warranty



Gimbal Trims for Directional Applications

- Sloped ceilings
- Wall washes
- Highlight artwork

| Item | Type | Lumens | Watts / CCT | W | H | Ext | Beam Angle | Symbol |
|------|--------------|--------|-------------|----------------|------|-----|-------------------------|--------|
| A | EVL6742AWH30 | (LED) | 861 | 14 / 3,000K | 7.50 | 3 | R9>50, Beam angle = 65° | |
| B | EVL4742AWH30 | (LED) | 619 | 11.71 / 3,000K | 5 | 3 | R9>50, Beam angle = 51° | |

measurements shown in inches



A **EVL6732DBWHXX**
6" Deep Baffle



Deep Baffle

MECHANICAL

- Compatible with most 4", 5" and 6" housings.
- Die cast aluminum heat sink.
- Satin white cast aluminum flange.
- Friction blades secure LED trim to compatible housings. (4inch)
- Twin torsion spring retention, plus optional friction blades to secure LED trim to compatible housings included. (6inch)

OPTICAL

- Frosted white lens disperses diode brightness

ELECTRICAL

- 50W incandescent equivalent at 9.6 W. (4inch)
- 65W incandescent equivalent at 11 W. (6inch)
- Connects to LiteChoice LED Housings with integral quick-connect.
- E26 screw-base adapter for incandescent housing compatibility.
- Integral electronic driver.

CONTROL

- Dimmable to 10% with most incandescent dimmers

CERTIFICATIONS

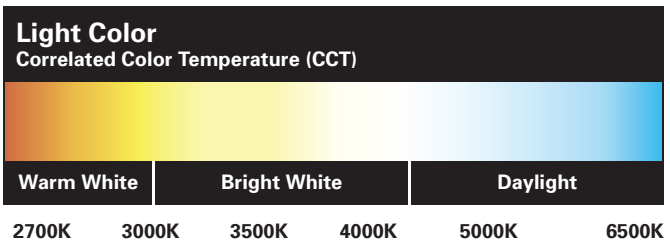
- ETL listed to US and Canadian safety standards.
- Rated for IC & non-IC installations.
- Rated for wet-location.
- ENERGY STAR qualified.
- California T24 compliant. (excluding 5000K version)
- Complies with Voluntary California Quality LED Lamp Specification. (only 2700K and 3000K versions)

WARRANTY

- 5 year limited warranty




B **EVL4732DBWHXX**
4" Deep Baffle



| | Item | Type | Lumens | Watts / CCT | W | H | Ext | Beam Angle | Symbol |
|---|---------------|-------|--------|----------------|------|------|-----|-------------------------|--------|
| A | EVL6732DBWH27 | (LED) | 674 | 11.00 / 2,700K | 7.50 | 4.25 | | R9>50, Beam angle = 96° | |
| | EVL6732DBWH40 | (LED) | 698 | 10.94 / 4,000K | 7.50 | 4.25 | | R9>50, Beam angle = 96° | |
| B | EVL4732DBWH27 | (LED) | 557 | 9.60 / 2,700K | 5.50 | 3.50 | | R9>50, Beam angle = 93° | |
| | EVL4732DBWH40 | (LED) | 606 | 9.97 / 4,000K | 5.50 | 3.50 | | R9>50, Beam angle = 93° | |

measurements shown in inches

EASY-UP RECESSED LIGHTING



Easy-UP™

No Housing Required



Easy-UP™ installs directly into the finished ceiling. Cut the hole where you want it, connect the wires directly into the J-Box attached to the back of the fixture, use the clamps to install into the ceiling. Don't invest your money and labor pre-installing recessed housings. Easy up. You're done.

- Easily installs into the finished ceiling in minutes
- Easy to move, remove or add a light even after the job is done
- LED powered w/90 CRI chips and quality components
- ENERGY STAR® listed
- 5 year manufacturer's warranty
- 50,000 hour lifetime
- Available in 4" and 6" sizes with different CCTs

LED Recessed

White Trim
Easy-UP



Simple installation
no additional wiring

LED Powered Uses
75% less energy

Available in
several CCT's
(2700K - 5000K)

Save on bulb replacement
up to 50,000 hour life

Integral Housing
and J-Box

Airtight seal
saves energy
by preventing
leakage

Stronghold Coiled
Spring Retainer

Dimmable



(Patent Pending)

LED Recessed Lighting
Dimmable, Long Life, IC Rated



A EV608941WHXX
EV612941WHXX
6" Easy-UP Magnetic Trim



B EV407941WHXX
4" Easy-UP Magnetic Trim



| | Item | Type | Lumens | Watts / CCT | W | H | Ext | Beam Angle | Symbol |
|---|--------------|-------|--------|----------------|------|------|-----|-------------------------|--------|
| A | EV608941WH30 | (LED) | 826 | 13.1 / 3,000K | 7.50 | 6.25 | | R9>50, Beam angle = 93° | |
| | EV608941WH40 | (LED) | 845 | 13 / 4,000K | 7.50 | 6.25 | | R9>50, Beam angle = 93° | |
| | EV612941WH30 | (LED) | 1278 | 19.22 / 3,000K | 7.50 | 6.25 | | R9>50, Beam angle = 93° | |
| | EV612941WH40 | (LED) | 1304 | 19.23 / 4,000K | 7.50 | 6.25 | | R9>50, Beam angle = 93° | |
| B | EV407941WH30 | (LED) | 724 | 11.69 / 3,000K | 5 | 5.75 | | R9>50, Beam angle = 93° | |
| | EV407941WH40 | (LED) | 742 | 11.79 / 4,000K | 5 | 5.75 | | R9>50, Beam angle = 93° | |

measurements shown in inches



DF

BATH, VANITY
& SCONCES



LED Bath/Vanity, Wall Sconces




Linden LED

Finish: Satin Platinum Finish and Chrome Finish
Glass: Etched Opal

A LED6871-CH
LED Bath Bar



A LED6871-SP
LED Bath Bar



May be Mounted
Vertical or
Horizontal

B LED6872-CH
LED Bath Bar



B LED6872-SP
LED Bath Bar



| Item | Type | Lumens | | Watts/K | W | H | Ext | Backplate (W x H) | Features/Notes | Symbol | |
|------|---------------|--------|-----------|---------|------|--------|------|-------------------|----------------|-------------|------------------------------|
| | | Source | Delivered | | | | | | | | |
| A | LED6871-CH/SP | (LED) | 1,052 | 776 | 13 | 2,700K | 4.50 | 13.75 | 4 | 4.50 x 4.50 | ADA, Energy Star, Water, T24 |
| B | LED6872-CH/SP | (LED) | 1,656 | 1,233 | 18.8 | 2,700K | 23 | 4.50 | 4 | 4.50 x 4.50 | ADA, Energy Star, Water, T24 |

measurements shown in inches

LED Bath/Vanity, Wall Sconces



Parker

Finish: Satin Platinum
Glass: Cased Opal

B **LED6893-SP**
LED 3 Light Bath Bar



A **LED6892-SP**
LED 2 Light Bath Bar



C **LED6894-SP**
LED 4 Light Bath Bar

Finish: Oil Rubbed Bronze
Glass: Cased Opal

B **LED6893-ORB**
LED 3 Light Bath Bar



A **LED6892-ORB**
LED 2 Light Bath Bar



C **LED6894-ORB**
LED 4 Light Bath Bar



| Item | Type | Lumens Source / Delivered | Watts / K | W | H | Ext | Backplate(W x H) | Features/Notes | Symbol |
|------|-----------------------|------------------------------|---------------|-------|---|-----|------------------|----------------|--------|
| A | LED6892-SP/ORB | (LED) 876 / 617 | 9.9 / 2,700K | 12.25 | 9 | 6 | 5" Diameter | | |
| B | LED6893-SP/ORB | (LED) 1,423 / 1,038 | 16.6 / 2,700K | 20.25 | 9 | 6 | 5" Diameter | | |
| C | LED6894-SP/ORB | (LED) 1,749 / 1,288 | 20.6 / 2,700K | 28 | 9 | 6 | 5" Diameter | | |


measurements shown in inches

LED Bath/Vanity, Wall Sconces

Aristo LED

Finish: Satin Platinum
Glass: Satin White

A **LED68203-SP**
LED Bath Bar



May be Mounted
Vertical or
Horizontal



B **LED68204-SP**
LED Bath Bar

Geneva LED

Finish: Satin Platinum
Glass: Satin White

C **LED68303-SP**
LED Bath Bar



May be Mounted
Vertical or
Horizontal



D **LED68304-SP**
LED Bath Bar

| Item | Type | Lumens | | Watts/K | W | H | Ext | Backplate (W x H) | Features/Notes | Symbol |
|----------|--------------------|--------------------|---------------|------------|----|---|------|---------------------|----------------|----------|
| | | Source / Delivered | | | | | | | | |
| A | LED68203-SP | (LED) | 2,571 / 1,800 | 30 / 2700K | 24 | 5 | 5 | 7 x 5 | | |
| B | LED68204-SP | (LED) | 3,429 / 2,400 | 39 / 2700K | 30 | 5 | 5 | 7 x 5 | | |
| C | LED68303-SP | (LED) | 2,571 / 1,800 | 30 / 2700K | 24 | 5 | 4.75 | 7 x 5 | | |
| D | LED68304-SP | (LED) | 3,571 / 2,500 | 39 / 2700K | 30 | 5 | 4.75 | 7 x 5 | | |

measurements shown in inches

LED Bath/Vanity, Wall Sconces

Trenton LED

Finish: Satin Platinum
Glass: Frosted












A LED67801-SP
LED Wall Sconce

B LED67803-SP
LED 3 Light Bath Bar



C LED67804-SP
LED 4 Light Bath Bar

| Item | Type | Lumens | | Watts/K | W | H | Ext | Backplate (W x H) | Features/Notes | Symbol | |
|------|-------------|--------|-----------|---------|---------------|-------|------|-------------------|----------------|--------|---|
| | | Source | Delivered | | | | | | | | |
| A | LED67801-SP | (LED) | 893 | 625 | 12.2 / 2,700K | 4.50 | 9.75 | 6.50 | 4.50 x 8 | |    |
| B | LED67803-SP | (LED) | 2,033 | 1,423 | 30 / 2,700K | 18.75 | 8.25 | 6.50 | 8 x 4.50 | |    |
| C | LED67804-SP | (LED) | 2,987 | 2,091 | 39.9 / 2,700K | 26.75 | 8.25 | 6.50 | 8 x 4.50 | |    |

measurements shown in inches

Bath/Vanity, Wall Sconces

Cornerstone

Finish: Satin Platinum
Glass: Cased Opal

B **88303-SP**
3 Light Bath Bar



A **88301-SP**
Wall Sconce



C **88304-SP**
4 Light Bath Bar

Finish: Vintage Bronze
Glass: Cased Opal

B **88303-VB**
3 Light Bath Bar



A **88301-VB**
Wall Sconce



C **88304-VB**
4 Light Bath Bar

| Item | Type | Bulbs | Watts | W | H | Ext | Backplate (W x H) | Features/Notes | Symbol | Page |
|----------------------|------|-------|-------|------|---|------|-------------------|----------------|--------|------|
| A 88301-SP/VB | (M) | 1 | 100 | 4.50 | 8 | 5.50 | 4.50 x 8 | | | |
| B 88303-SP/VB | (M) | 3 | 100 | 22 | 7 | 5.50 | 8 x 4.50 | | | |
| C 88304-SP/VB | (M) | 4 | 100 | 31 | 7 | 5.50 | 8 x 4.50 | | | |

measurements shown in inches

Bath/Vanity, Wall Sconces

Essence

Finish: Old Satin Brass
Glass: Top Sand + Bottom Clear

B **6693-OSB**
3 Light Bath Bar



A **6691-OSB**
Wall Sconce



C **6694-OSB**
4 Light Bath Bar



Finish: Chrome Finish
Glass: Top Sand + Bottom Clear



A **6691-CH**
Wall Sconce

B **6693-CH**
3 Light Bath Bar



C **6694-CH**
4 Light Bath Bar



| Item | Type | Bulbs | Watts | W | H | Ext | Backplate (W x H) | Features/Notes | Symbol |
|------|-------------|-------|-------|-----|-------|------|-------------------|----------------|--------|
| A | 6691-OSB/CH | (M) | 1 | 100 | 5.25 | 8.75 | 7.25 | 5 x 8 | |
| B | 6693-OSB/CH | (M) | 3 | 100 | 23.25 | 8.75 | 7.25 | 8 x 5 | |
| C | 6694-OSB/CH | (M) | 4 | 100 | 32.25 | 8 | 7.25 | 8 x 5 | |

measurements shown in inches

Bath/Vanity, Wall Sconces

West 65th

Finish: Satin Platinum
Glass: Clear



A **88201-SP**
Wall Sconce



B **88203-SP**
3 Light Bath Bar




C **88204-SP**
4 Light Bath Bar

Pivot

Finish: Satin Platinum
Glass: Clear Lattice



D **88801-SP**
Wall Sconce



E **88802-SP**
2 Light Bath Bar

F **88803-SP**
3 Light Bath Bar



| Item | Type | Bulbs | Watts | W | H | Ext | Backplate (W x H) | Features/Notes | Symbol | Page |
|--------------------------|------|-------|-------|-------|-------|------|-------------------|-----------------------------|--------|------|
| A 88201-SP | (C) | 1 | 60 | 10 | 5.75 | 3.50 | 8.25 x 4.50 | | ⦿ ADA | 14 |
| B 88203-SP | (C) | 3 | 60 | 23.25 | 5.75 | 3.50 | 21.50 x 4.50 | | ⦿ ADA | 14 |
| C 88204-SP | (C) | 4 | 60 | 31.25 | 5.75 | 3.50 | 29.25 x 4.50 | | ⦿ ADA | 14 |
| D 88801-SP | (M) | 1 | 60 | 5 | 12.75 | 4 | 5 x 8.5 | Shown with T45 Vintage Bulb | ⦿ ADA | 23 |
| E 88802-SP | (M) | 2 | 60 | 24 | 5 | 4 | 20 x 5 | Shown with T45 Vintage Bulb | ⦿ ADA | 23 |
| F 88803-SP | (M) | 3 | 60 | 30.25 | 5 | 4 | 26 x 5 | Shown with T45 Vintage Bulb | ⦿ ADA | 23 |

measurements shown in inches

Bath/Vanity, Wall Sconces

Linares

Finish: Vintage Bronze
Glass: Crystal Prisms



A **87402-VB**
Wall Sconce



B **87404-VB**
4 Light Bath Bar

Finish: Aged Platinum
Glass: Crystal Prisms



A **87402-AP**
Wall Sconce



B **87404-AP**
4 Light Bath Bar


| Item | Type | Bulbs | Watts | W | H | Ext | Backplate (W x H) | Features/Notes | Symbol | Page |
|----------------------|------|-------|-------|-------|-------|------|-------------------|----------------|--------|---------|
| A 87402-AP/VB | (C) | 2 | 60 | 9.50 | 12.75 | 5.50 | 6.75 x 9 | | | 17 / 20 |
| B 87404-AP/VB | (C) | 4 | 60 | 23.75 | 7.50 | 5.50 | 20 x 6 | | | 17 / 20 |

measurements shown in inches

Bath/Vanity, Wall Sconces

High Line

Finish: Satin Bronze
Glass: Clear Glass



A

87301-SB
Wall Sconce



B

87303-SB
3 Light Bath Bar

Avara

Finish: Oil Rubbed Bronze
Glass: Frosted White



C

88601-ORB
Wall Sconce



E

88604-ORB
4 Light Bath Bar



D

88602-ORB
2 Light Bath Bar



F

88603-ORB
3 Light Bath Bar

| | Item | Type | Bulbs | Watts | W | H | Ext | Backplate (W x H) | Features/Notes | Symbol | Page |
|----------|------------------|------|-------|-------|-------|-------|------|-------------------|----------------|----------|------|
| A | 87301-SB | (M) | 1 | 60 | 7.50 | 11.25 | 4.75 | | | ⚡ ⚙️ ⚠️ | 26 |
| B | 87303-SB | (M) | 3 | 60 | 26.25 | 5.50 | 4.50 | | | ⚡ ⚙️ ⚠️ | 26 |
| C | 88601-ORB | (C) | 1 | 60 | 9.25 | 5.50 | 3.75 | 7 x 5.25 | | ⚡ ⚙️ ADA | 35 |
| D | 88602-ORB | (C) | 2 | 60 | 16.50 | 5.50 | 3.75 | 13 x 5.25 | | ⚡ ⚙️ ADA | 35 |
| E | 88604-ORB | (C) | 4 | 60 | 33 | 5.50 | 3.75 | 29.50 x 5.25 | | ⚡ ⚙️ ADA | 35 |
| F | 88603-ORB | (C) | 3 | 60 | 24 | 5.50 | 3.75 | 20.50 x 5.25 | | ⚡ ⚙️ ADA | 35 |

measurements shown in inches

Bath/Vanity, Wall Sconces

Gramercy Park

Finish: Old Satin Brass
Glass: Blown Hammered



A 87101-OSB
Wall Sconce



B 87103-OSB
3 Light Bath Bar



C 87104-OSB
4 Light Bath Bar

Finish: Old English Bronze
Glass: Blown Hammered



A 87131-OEB
Wall Sconce



B 87103-OEB
3 Light Bath Bar



C 87104-OEB
4 Light Bath Bar

| Item | Type | Bulbs | Watts | W | H | Ext | Backplate (W x H) | Features/Notes | Symbol | Page |
|------|---------------|-------|-------|----|-------|-----|-------------------|----------------|--------|---------|
| A | 87101-OSB/OEB | (M) | 1 | 60 | 4.75 | 12 | 6 | 4.5 x 8 | | 38 / 41 |
| B | 87103-OSB/OEB | (M) | 3 | 60 | 22 | 9 | 6 | 12 x 4.5 | | 38 / 41 |
| C | 87104-OSB/OEB | (M) | 4 | 60 | 30.50 | 9 | 6 | 18 x 4.5 | | 38 / 41 |

measurements shown in inches

Bath/Vanity, Wall Sconces

Hyde Park

Finish: Vintage Gold
Glass: Cased Opal



A 87901-VTG
Wall Sconce

B 87903-VTG
3 Light Bath Bar



C 87904-VTG
4 Light Bath Bar



Elements

Finish: Charcoal
Glass: Rain



D 86501-CHA
Wall Sconce

E 86503-CHA
3 Light Bath Bar



F 86504-CHA
4 Light Bath Bar



| Item | Type | Bulbs | Watts | W | H | Ext | Backplate (W x H) | Features/Notes | Symbol | Page |
|------|-----------|-------|-------|-----|-------|-------|-------------------|----------------|-------------|------|
| A | 87901-VTG | (M) | 1 | 100 | 5 | 8.75 | 5.75 | 4.5 x 8.5 | | 44 |
| B | 87903-VTG | (M) | 3 | 100 | 24 | 9 | 5.75 | 6.75 x 4.75 | | 44 |
| C | 87904-VTG | (M) | 4 | 100 | 32 | 9 | 5.75 | 6.75 x 4.75 | | 44 |
| D | 86501-CHA | (M) | 1 | 60 | 6 | 10.75 | 5.50 | 4.5 x 8 | Bulbs Incl. | 47 |
| E | 86503-CHA | (M) | 3 | 60 | 24 | 7.25 | 5.25 | 8 x 4.5 | Bulbs Incl. | 47 |
| F | 86504-CHA | (M) | 4 | 60 | 31.25 | 7.25 | 5.25 | 12 x 4.25 | Bulbs Incl. | 47 |

measurements shown in inches

Bath/Vanity, Wall Sconces

Del Ray

Finish: Flemish Bronze
Glass: White Opal



A 83801-FBZ
Wall Sconce



B 83803-FBZ
3 Light Bath Bar



C 83804-FBZ
4 Light Bath Bar

Fusion

Finish: Biscayne Bronze
Glass: Clear & Frosted



D 86101-BBR
Wall Sconce



E 86103-BBR
3 Light Bath Bar



F 86104-BBR
4 Light Bath Bar

| Item | Type | Bulbs | Watts | W | H | Ext | Backplate (W x H) | Features/Notes | Symbol | Page |
|--------------------|------|-------|-------|-------|-------|------|-------------------|------------------|--------|------|
| A 83801-FBZ | (M) | 1 | 100 | 5 | 16.50 | 6 | 5 x 7 | White Opal Glass | | 52 |
| B 83803-FBZ | (M) | 3 | 100 | 24 | 6.50 | 6 | 7 x 5 | White Opal Glass | | 52 |
| C 83804-FBZ | (M) | 4 | 100 | 31.50 | 6.50 | 6 | 7 x 5 | White Opal Glass | | 52 |
| D 86101-BBR | (M) | 1 | 100 | 6.50 | 8.25 | 7.50 | 4.50 x 8 | | | 55 |
| E 86103-BBR | (M) | 3 | 100 | 24.25 | 7.50 | 7.50 | 8 x 4.50 | | | 55 |
| F 86104-BBR | (M) | 4 | 100 | 33.25 | 7.50 | 7.50 | 8 x 4.50 | | | 55 |

measurements shown in inches

Bath/Vanity, Wall Sconces

Bradley

Finish: Charcoal
Glass: Art

B **84103-CHA**
3 Light Bath Bar



A **84101-CHA**
Wall Sconce



C **84104-CHA**
4 Light Bath Bar

Mission Ridge

Finish: Warm Mahogany
Glass: Goldenrod

D **82101-WM**
Wall Sconce



F **82103-WM**
3 Light Bath Bar



E **82102-WM**
2 Light Bath Bar



G **82104-WM**
4 Light Bath Bar



| | Item | Type | Bulbs | Watts | W | H | Ext | Backplate (W x H) | Features/Notes | Symbol | Page |
|---|-----------|------|-------|-------|-------|-------|------|-------------------|----------------|--------|------|
| A | 84101-CHA | (M) | 1 | 100 | 5 | 14.75 | 5.50 | 5 x 14.75 | | | 67 |
| B | 84103-CHA | (M) | 3 | 100 | 29 | 5 | 4.50 | 29 x 5 | | | 67 |
| C | 84104-CHA | (M) | 4 | 100 | 38.75 | 5 | 4.50 | 38.75 x 5 | | | 67 |
| D | 82101-WM | (M) | 1 | 100 | 5 | 10.50 | 7 | 5 x 7 | | | 73 |
| E | 82102-WM | (M) | 2 | 100 | 14.50 | 9.25 | 7 | 5 x 7 | | | 73 |
| F | 82103-WM | (M) | 3 | 100 | 23.50 | 9.25 | 7 | 5 x 7 | | | 73 |
| G | 82104-WM | (M) | 4 | 100 | 29.50 | 9.25 | 7 | 5 x 7 | | | 73 |

measurements shown in inches

Bath/Vanity, Wall Sconces

Austin

Finish: Weathered Saddle
Glass: Satin Crepe



A 97301-WSD
Wall Sconce



Weathered Saddle
Finish



B 97302-WSD
2 Light Bath Bar



C 97303-WSD
3 Light Bath Bar

Castello

Finish: Tuscana
Glass: Antique Linen















D 83601-TU
Wall Sconce



E 83603-TU
3 Light Bath Bar



F 83604-TU
4 Light Bath Bar

| | Item | Type | Bulbs | Watts | W | H | Ext | Backplate (W x H) | Features/Notes | Symbol | Page |
|----------|-----------|------|-------|-------|-------|-------|------|-------------------|----------------|---|------|
| A | 97301-WSD | (M) | 1 | 100 | 5.50 | 10 | 8.25 | 5.50 x 6 | |   | 76 |
| B | 97302-WSD | (M) | 2 | 100 | 17.50 | 10 | 7.50 | 7.50 x 5.25 | |   | 76 |
| C | 97303-WSD | (M) | 3 | 100 | 27.50 | 10 | 7.50 | 7.50 x 5.25 | |   | 76 |
| D | 83601-TU | (M) | 1 | 100 | 4.50 | 12.25 | 6 | 4.50 x 11.75 | |   | 79 |
| E | 83603-TU | (M) | 3 | 100 | 22.50 | 7.75 | 5.50 | 10 x 4.50 | |   | 79 |
| F | 83604-TU | (M) | 4 | 100 | 30 | 7.75 | 5.50 | 10 x 4.50 | |   | 79 |

measurements shown in inches

Bath/Vanity, Wall Sconces

Echo

Finish: Satin Platinum
Glass: Clear



A **87801-SP**
Wall Sconce

B **87803-SP**
3 Light Bath Bar



C **87804-SP**
4 Light Bath Bar



Grand Plaza

Finish: Satin Platinum
Glass: Satin White



D **85701-SP**
Wall Sconce

E **85703-SP**
3 Light Bath Bar



F **85704-SP**
4 Light Bath Bar



| Item | Type | Bulbs | Watts | W | H | Ext | Backplate (W x H) | Features/Notes | Symbol | Page |
|------|----------|-------|-------|-----|-------|-------|-------------------|----------------|--------|------|
| A | 87801-SP | (M) | 1 | 60 | 4.50 | 12.75 | 7.50 | 4.75" diameter | | 82 |
| B | 87803-SP | (M) | 3 | 60 | 24.75 | 8 | 6.50 | 5.25" diameter | | 82 |
| C | 87804-SP | (M) | 4 | 60 | 35 | 8 | 6.50 | 5.25" diameter | | 82 |
| D | 85701-SP | (C) | 1 | 60 | 6.50 | 13.75 | 5.75 | 5 x 8 | | 85 |
| E | 85703-SP | (M) | 3 | 100 | 24 | 10.75 | 7 | 8 x 5 | | 85 |
| F | 85704-SP | (M) | 4 | 100 | 33 | 10.75 | 7 | 8 x 5 | | 85 |

measurements shown in inches

Bath/Vanity, Wall Sconces

Palatial

Finish: Chrome
Glass: White Opal

B **84203-CH**
3 Light Bath Bar



A **84201-CH**
Wall Sconce



C **84204-CH**
4 Light Bath Bar

Omega

Finish: Satin Platinum
Glass: Etched Glass & Clear Ring Detail



D **86601-SP**
Wall Sconce

E **86603-SP**
3 Light Bath Bar



F **86604-SP**
4 Light Bath Bar



| Item | Type | Bulbs | Watts | W | H | Ext | Backplate (W x H) | Features/Notes | Symbol | Page |
|------|----------|-------|-------|-----|-------|-------|-------------------|----------------|--------|------|
| A | 84201-CH | (C) | 1 | 60 | 4.75 | 10.75 | 5.75 | 4.75 x 7.50 | | 88 |
| B | 84203-CH | (C) | 3 | 60 | 22.50 | 9.75 | 5.75 | 7.50 x 4.75 | | 88 |
| C | 84204-CH | (C) | 4 | 60 | 29.50 | 9.75 | 5.75 | 8.75 x 4.75 | | 88 |
| D | 86601-SP | (M) | 1 | 100 | 6.50 | 7.75 | 5.50 | 6.50 x 5.25 | | 91 |
| E | 86603-SP | (M) | 3 | 100 | 20.25 | 7.75 | 5.50 | 20.25 x 5.25 | | 91 |
| F | 86604-SP | (M) | 4 | 100 | 27.25 | 7.75 | 5.50 | 27.25 x 5.25 | | 91 |

measurements shown in inches

Bath/Vanity, Wall Sconces

Avanti

Finish: Chrome
Glass: White Opal



A **83901-CH**
Wall Sconce



B **83903-CH**
3 Light Bath Bar



C **83904-CH**
4 Light Bath Bar

Harlowe

Finish: Satin Platinum
Glass: Clear



D **87201-SP**
Wall Sconce



E **87203-SP**
3 Light Bath Bar



F **87204-SP**
4 Light Bath Bar

| Item | Type | Bulbs | Watts | W | H | Ext | Backplate (W x H) | Features/Notes | Symbol | Page | |
|------|----------|-------|-------|-----|-------|-----|-------------------|----------------|-----------------------------|------|----|
| A | 83901-CH | (C) | 1 | 60 | 5 | 17 | 7.25 | 5 x 12 | Silver Organza Fabric Shade | | 94 |
| B | 83903-CH | (M) | 3 | 100 | 24.75 | 8 | 5.50 | 7 x 5 | White Opal glass | | 94 |
| C | 83904-CH | (M) | 4 | 100 | 33.75 | 8 | 5.50 | 7 x 5 | White Opal Glass | | 94 |
| D | 87201-SP | (C) | 1 | 60 | 4.50 | 10 | 5.75 | 4.50 x 7.25 | | | 97 |
| E | 87203-SP | (C) | 3 | 60 | 23.75 | 10 | 5.75 | 7.25 x 4.50 | | | 97 |
| F | 87204-SP | (C) | 4 | 60 | 33 | 10 | 5.75 | 7.25 x 4.50 | | | 97 |

measurements shown in inches

Bath/Vanity, Wall Sconces

Cordova

Finish: Chrome
Glass: White Opal

B **84503-CH**
3 Light Bath Bar



A **84501-CH**
Wall Sconce



C **84504-CH**
4 Light Bath Bar

Axel

Finish: Satin Platinum
Glass: Satin White



D **86201-SP**
Wall Sconce



E **86203-SP**
3 Light Bath Bar



F **86204-SP**
4 Light Bath Bar

| | Item | Type | Bulbs | Watts | W | H | Ext | Backplate Dimensions | Features/Notes | Symbol | Page |
|----------|-----------------|------|-------|-------|-------|------|------|----------------------|------------------|--------|------|
| A | 84501-CH | (C) | 1 | 60 | 4.25 | 9.50 | 3 | 4.25 x 7 | | | 100 |
| B | 84503-CH | (M) | 3 | 100 | 23.25 | 8.50 | 7.25 | 7 x 4.25 | White Opal glass | | 100 |
| C | 84504-CH | (M) | 4 | 100 | 33 | 8.50 | 7.25 | 7 x 4.25 | White Opal glass | | 100 |
| D | 86201-SP | (M) | 1 | 100 | 5 | 8.75 | 6.50 | 4.50 x 7 | | | 103 |
| E | 86203-SP | (M) | 3 | 100 | 24 | 8 | 6.50 | 7 x 4.5 | | | 103 |
| F | 86204-SP | (M) | 4 | 100 | 32.50 | 8 | 6.50 | 7 x 4.50 | | | 103 |

measurements shown in inches

Bath/Vanity, Wall Sconces

Tackwood

Finish: Satin Platinum
Glass: Alabaster



A 82901-SP
Wall Sconce



C 82903-SP
3 Light Bath Bar



B 82902-SP
2 Light Bath Bar



D 82904-SP
4 Light Bath Bar

Finish: Burnished Bronze
Glass: Tea Stained Alabaster



A 82901-BNB
Wall Sconce











C 82903-BNB
3 Light Bath Bar



B 82902-BNB
2 Light Bath Bar



D 82904-BNB
4 Light Bath Bar

| Item | Type | Bulbs | Watts | W | H | Ext | Backplate (W x H) | Features/Notes | Symbol | Page |
|------|--------------|-------|-------|-----|-------|-------|-------------------|----------------|---|-----------|
| A | 82901-SP/BNB | (M) | 1 | 100 | 5 | 10.50 | 6.25 | 5 x 10 |   | 107 / 111 |
| B | 82902-SP/BNB | (M) | 2 | 100 | 15.50 | 8 | 6.25 | 10 x 5 |   | 107 / 111 |
| C | 82903-SP/BNB | (M) | 3 | 100 | 24 | 8 | 6.25 | 10 x 5 |   | 107 / 111 |
| D | 82904-SP/BNB | (M) | 4 | 100 | 29.25 | 8 | 6.25 | 10 x 5 |   | 107 / 111 |

measurements shown in inches

Bath/Vanity, Wall Sconces

Printers Row

Finish: Oil Rubbed Bronze
Glass: Frosted Seedy

B **88003-ORB**
3 Light Bath Bar



A **88001-ORB**
Wall Sconce



C **88004-ORB**
4 Light Bath Bar

Finish: Satin Platinum
Glass: Frosted Seedy

B **88003-SP**
3 Light Bath Bar



A **88001-SP**
Wall Sconce



C **88004-SP**
4 Light Bath Bar

| Item | Type | Bulbs | Watts | W | H | Ext | Backplate (W x H) | Features/Notes | Symbol | Page |
|-----------------------|------|-------|-------|-------|------|------|-------------------|----------------|--------|-----------|
| A 88001-ORB/SP | (M) | 1 | 100 | 5 | 7.50 | 6.75 | 5" diameter | | | 114 / 117 |
| B 88003-ORB/SP | (M) | 3 | 100 | 24 | 7.50 | 6.75 | 5" diameter | | | 114 / 117 |
| C 88004-ORB/SP | (M) | 4 | 100 | 33.25 | 7.50 | 6.75 | 5" diameter | | | 114 / 117 |

measurements shown in inches

Bath/Vanity, Wall Sconces

Cassina

Finish: Biscayne Bronze
Glass: Frosted White



A **86901-BBR**
Wall Sconce

B **86903-BBR**
3 Light Bath Bar



C **86904-BBR**
4 Light Bath Bar

Finish: Satin Platinum
Glass: Frosted White









A **86901-SP**
Wall Sconce

B **86903-SP**
3 Light Bath Bar



C **86904-SP**
4 Light Bath Bar

| Item | Type | Bulbs | Watts | W | H | Ext | Backplate (W x H) | Features/Notes | Symbol | Page |
|------|--------------|-------|-------|-----|----|-----|-------------------|----------------|---|-----------|
| A | 86901-BBR/SP | (M) | 1 | 100 | 5 | 10 | 6.75 | 5 x 7.75 |   | 126 / 129 |
| B | 86903-BBR/SP | (M) | 3 | 100 | 24 | 8 | 6.50 | 24 x 4.75 |   | 126 / 129 |
| C | 86904-BBR/SP | (M) | 4 | 100 | 30 | 8 | 6.50 | 30 x 4.75 |   | 126 / 129 |

Bath/Vanity, Wall Sconces

Darby

Finish: Weathered Iron
Glass: Clear Seedy



A **87001-WI**
Wall Sconce



B **87003-WI**
3 Light Bath Bar

Gala

Finish: Agent Silver
Glass: Satin White










C **86001-ARS**
Wall Sconce



D **86003-ARS**
3 Light Bath Bar



E **86004-ARS**
4 Light Bath Bar

| Item | Type | Bulbs | Watts | W | H | Ext | Backplate Dimensions | Features/Notes | Symbol | Page |
|---------------------------|------|-------|-------|-------|-------|-------|----------------------|----------------|---|------|
| A 87701-WI | (M) | 1 | 100 | 5.75 | 10.25 | 10.25 | 5" Diameter | |   | 58 |
| B 87703-WI | (M) | 3 | 100 | 24 | 9.75 | 7.50 | 24 x 4.5 | |   | 58 |
| C 86001-ARS | (M) | 1 | 100 | 5 | 11.25 | 7.25 | 5 x 8 | |  | 133 |
| D 86003-ARS | (M) | 3 | 100 | 22.50 | 10.75 | 6.75 | 8 x 5 | |  | 133 |
| E 86004-ARS | (M) | 4 | 100 | 31 | 10.75 | 6.50 | 8 x 5 | |  | 133 |

measurements shown in inches

Bath/Vanity, Wall Sconces

Barcelona

Finish: Natural Iron
Glass: Ochere Finished



A 96101-NI
Wall Sconce



B 96102-NI
2 Light Bath Bar



C 96103-NI
3 Light Bath Bar



D 96104-NI
4 Light Bath Bar

Amherst

Finish: Burnt Umber
Glass: Antique Harvest Beige



E 97501-BU
Wall Sconce



G 97503-BU
3 Light Bath Bar



F 97502-BU
2 Light Bath Bar



H 97504-BU
4 Light Bath Bar

| Item | Type | Bulbs | Watts | W | H | Ext | Backplate Dimensions | Features/Notes | Symbol | Page |
|------|----------|-------|-------|-----|-------|-------|----------------------|----------------|--------|------|
| A | 96101-NI | (M) | 1 | 100 | 7.25 | 8.50 | 9.25 | 4.50 x 8 | | 143 |
| B | 96102-NI | (M) | 2 | 100 | 17.25 | 8.50 | 9.75 | 8 x 4.50 | | 143 |
| C | 96103-NI | (M) | 3 | 100 | 26 | 8.50 | 9.75 | 8 x 4.50 | | 143 |
| D | 96104-NI | (M) | 4 | 100 | 34.25 | 8.50 | 9.75 | 8 x 4.50 | | 143 |
| E | 97501-BU | (M) | 1 | 100 | 6 | 10.25 | 8 | 5 x 8.25 | | 147 |
| F | 97502-BU | (M) | 2 | 100 | 14 | 10 | 8 | 11 x 5.50 | | 147 |
| G | 97503-BU | (M) | 3 | 100 | 23 | 10 | 8 | 11 x 5.50 | | 147 |
| H | 97504-BU | (M) | 4 | 100 | 30 | 10 | 8 | 11 x 5.50 | | 147 |

measurements shown in inches

Bath/Vanity, Wall Sconces

Isla

Finish: Aged Brass
Glass: Satin Etched



A 85601-ABS
Wall Sconce



B 85603-ABS
3 Light Bath Bar



C 85604-ABS
4 Light Bath Bar

Lauderhill

Finish: Natural Iron
Glass: Warm Amber Glaze



D 84701-NI
Wall Sconce



E 84703-NI
3 Light Bath Bar



F 84704-NI
4 Light Bath Bar

| Item | Type | Bulbs | Watts | W | H | Ext | Backplate (W x H) | Features/Notes | Symbol | Page |
|------|-----------|-------|-------|-----|-------|-------|-------------------|----------------|--------|------|
| A | 85601-ABS | (C) | 1 | 100 | 9.50 | 9.25 | 7.25 | 5" Diameter | | 151 |
| B | 85603-ABS | (M) | 3 | 100 | 22.75 | 9.25 | 7.25 | 5" Diameter | | 151 |
| C | 85604-ABS | (M) | 4 | 100 | 30.50 | 9.25 | 7.25 | 5" Diameter | | 151 |
| D | 84701-NI | (M) | 1 | 100 | 5.25 | 13.50 | 7.25 | 5 x 7 | | 154 |
| E | 84703-NI | (M) | 3 | 100 | 24.75 | 8.75 | 7 | 7 x 5 | | 154 |
| F | 84704-NI | (M) | 4 | 100 | 34.50 | 9.50 | 7 | 7 x 5 | | 154 |

measurements shown in inches

Bath/Vanity, Wall Sconces

Tangier

Finish: Natural Iron
Glass: Satin Chenille



A 85501-NI
Wall Sconce

B 85503-NI
3 Light Bath Bar



C 85504-NI
4 Light Bath Bar



Bellemeade

Finish: Artisan
Glass: White Opal Style



D 84401-ART
Wall Sconce

E 84403-ART
3 Light Bath Bar



F 84404-ART
4 Light Bath Bar



| Item | Type | Bulbs | Watts | W | H | Ext | Backplate (W x H) | Features/Notes | Symbol | Page |
|------|-----------|-------|-------|-----|------|-------|-------------------|----------------|--------|------|
| A | 85501-NI | (C) | 1 | 60 | 4.75 | 15.25 | 6.50 | 4.75 x 7.75 | | 157 |
| B | 85503-NI | (M) | 3 | 100 | 24 | 8.50 | 7.50 | 8 x 5 | | 157 |
| C | 85504-NI | (M) | 4 | 100 | 32 | 8.50 | 7.50 | 8 x 5 | | 157 |
| D | 84401-ART | (C) | 1 | 60 | 4.50 | 12.25 | 6.50 | 4.50 x 9.25 | | 162 |
| E | 84403-ART | (C) | 3 | 60 | 23 | 10.75 | 6 | 8 x 4.50 | | 162 |
| F | 84404-ART | (C) | 4 | 60 | 30 | 10.75 | 6 | 13.25 x 4.50 | | 162 |

measurements shown in inches

Bath/Vanity, Wall Sconces

Montego

Finish: Oil Rubbed Bronze
Glass: Satin Bisque



A 96901-ORB
Wall Sconce



B 96902-ORB
2 Light Bath Bar



C 96903-ORB
3 Light Bath Bar



D 96905-ORB
5 Light Bath Bar

Finish: Matte Pewter
Glass: Frosted



A 96901-MTP
Wall Sconce



B 96902-MTP
2 Light Bath Bar



C 96903-MTP
3 Light Bath Bar



D 96905-MTP
5 Light Bath Bar

| Item | Type | Bulbs | Watts | W | H | Ext | Backplate (W x H) | Features/Notes | Symbol | Page |
|------|---------------|-------|-------|-----|-------|------|-------------------|----------------|--------|-----------|
| A | 96901-ORB/MTP | (M) | 1 | 100 | 5.75 | 9 | 7.25 | 5.25" diameter | | 165 / 168 |
| B | 96902-ORB/MTP | (M) | 2 | 100 | 18 | 8.75 | 7.25 | 18 x 4.75 | | 165 / 168 |
| C | 96903-ORB/MTP | (M) | 3 | 100 | 24 | 8.75 | 7.25 | 24 x 4.75 | | 165 / 168 |
| D | 96905-ORB/MTP | (M) | 5 | 100 | 36.50 | 8.75 | 7.25 | 36 x 4.75 | | 165 / 168 |

measurements shown in inches

Bath/Vanity, Wall Sconces

Stratton

Finish: Satin Platinum
Glass: Faux Alabaster



A **98002-SP**
Wall Sconce



B **98003-SP**
3 Light Bath Bar



C **98004-SP**
4 Light Bath Bar

Finish: Warm Mahogany
Glass: Amber Sandstone



A **98002-WM**
Wall Sconce



B **98003-WM**
3 Light Bath Bar



C **98004-WM**
4 Light Bath Bar

| Item | Type | Bulbs | Watts | W | H | Ext | Backplate (W x H) | Features/Notes | Symbol | Page |
|------|-------------|-------|-------|-----|-------|-----|-------------------|----------------|--------|-----------|
| A | 98002-SP/WM | (M) | 2 | 100 | 13.50 | 9 | 7.50 | 5.50" Diameter | | 171 / 174 |
| B | 98003-SP/WM | (M) | 3 | 100 | 21.50 | 10 | 7.50 | 5.50" Diameter | | 171 / 174 |
| C | 98004-SP/WM | (M) | 4 | 100 | 29.75 | 10 | 7.50 | 5.50" Diameter | | 171 / 174 |

measurements shown in inches

Bath/Vanity, Wall Sconces

Kendall

Finish: Oil Rubbed Bronze
Glass: Alabaster



A 85101-ORB
Wall Sconce

B 85103-ORB
3 Light Bath Bar



C 85104-ORB
4 Light Bath Bar

Finish: Satin Platinum
Glass: Alabaster



A 85101-SP
Wall Sconce

B 85103-SP
3 Light Bath Bar



C 85104-SP
4 Light Bath Bar

| Item | Type | Bulbs | Watts | W | H | Ext | Backplate (W x H) | Features/Notes | Symbol | Page |
|------|--------------|-------|-------|-----|-------|------|-------------------|----------------|--------|-----------|
| A | 85101-ORB/SP | (M) | 1 | 100 | 5.75 | 9 | 6.50 | 5.75" Diameter | | 177 / 180 |
| B | 85103-ORB/SP | (M) | 3 | 100 | 23.50 | 9.50 | 6.50 | 5.75" Diameter | | 177 / 180 |
| C | 85104-ORB/SP | (M) | 4 | 100 | 32.25 | 9.50 | 6.50 | 5.75" Diameter | | 177 / 180 |

measurements shown in inches

Bath/Vanity, Wall Sconces

Torino

Finish: Brushed Nickel (35)
Glass: Alabaster



A 15005-1B-35
Wall Sconce



B 15005-3B-35
3 Light Bath Bar



C 15005-4B-35
4 Light Bath Bar

Finish: Oil Rubbed Bronze (34)
Glass: Alabaster









A 15005-1B-34
Wall Sconce



B 15005-3B-34
3 Light Bath Bar



C 15005-4B-34
4 Light Bath Bar

| Item | Type | Bulbs | Watts | W | H | Ext | Backplate (W x H) | Features/Notes | Symbol | Page |
|------------------|------|-------|-------|-------|------|------|-------------------|----------------|---|-----------|
| A 15005-1B-35/34 | (M) | 1 | 100 | 5 | 8.50 | 8 | 4.50 x 5.25 | |   | 183 / 186 |
| B 15005-3B-35/34 | (M) | 3 | 100 | 24 | 8.50 | 7.75 | 4.75 x 24 | |   | 183 / 186 |
| C 15005-4B-35/34 | (M) | 4 | 100 | 30.25 | 8.50 | 7.75 | 4.75 x 30 | |   | 183 / 186 |

measurements shown in inches

Bath/Vanity, Wall Sconces

Darcy

Finish: Oil Rubbed Bronze (34)
Glass: Opal

B 15006-3B-34
3 Light Bath Bar



A 15006-1B-34
Wall Sconce



C 15006-4B-34
4 Light Bath Bar

Finish: Brushed Nickel (35)
Glass: Opal







B 15006-3B-35
3 Light Bath Bar



A 15006-1B-35
Wall Sconce



C 15006-4B-35
4 Light Bath Bar

| Item | Type | Bulbs | Watts | W | H | Ext | Backplate (W x H) | Features/Notes | Symbol | Page |
|------------------|------|-------|-------|-------|------|------|-------------------|----------------|---|-----------|
| A 15006-1B-34/35 | (M) | 1 | 100 | 5 | 9.25 | 7 | 5.25" Diameter | |   | 189 / 192 |
| B 15006-3B-34/35 | (M) | 3 | 100 | 24.75 | 9.25 | 6.50 | 5.25" Diameter | |   | 189 / 192 |
| C 15006-4B-34/35 | (M) | 4 | 100 | 35 | 9.25 | 6.50 | 5.25" Diameter | |   | 189 / 192 |

measurements shown in inches

Bath/Vanity, Wall Sconces

Modesto

Finish: Artisan
Glass: White Opal



A **83703-ART**
3 Light Bath Bar

Addison

Finish: Oil Rubbed Bronze
Glass: Frosted White Tapered











B **85201-ORB**
Wall Sconce

C **85203-ORB**
3 Light Bath Bar



D **85204-ORB**
4 Light Bath Bar

| Item | Type | Bulbs | Watts | W | H | Ext | Backplate (W x H) | Features/Notes | Symbol | Page |
|---------------------------|------|-------|-------|----|------|------|-------------------|----------------|---|------|
| A 83703-ART | (M) | 3 | 100 | 22 | 6.25 | 5.25 | 9 x 4.75 | |   | 159 |
| B 85201-ORB | (M) | 1 | 100 | 6 | 9 | 7.50 | 4.75 x 8 | |   | 195 |
| C 85203-ORB | (M) | 3 | 100 | 22 | 9 | 7.50 | 11.75 x 4.75 | |   | 195 |
| D 85204-ORB | (M) | 4 | 100 | 30 | 9 | 7.50 | 11.75 x 4.75 | |   | 195 |

measurements shown in inches

Bath/Vanity, Wall Sconces

Mendocino

Finish: Forged Sienna
Glass: Warm Amber Glaze

C **81803-FSN**
3 Light Bath Bar



A **81801-FSN**
Wall Sconce



B **81802-FSN**
2 Light Bath Bar



D **81804-FSN**
4 Light Bath Bar



Timberline

Finish: Old Bronze
Glass: Sculpted Ochere Lustre

F **95603-OB**
3 Light Bath Bar



E **95601-OB**
Wall Sconce



G **95604-OB**
4 Light Bath Bar

| Item | Type | Bulbs | Watts | W | H | Ext | Backplate Dimensions | Features/Notes | Symbol | Page |
|------|-----------|-------|-------|-----|-------|-------|----------------------|----------------|--------|------|
| A | 81801-FSN | (M) | 1 | 100 | 7 | 17.25 | 7.50 | 5 x 6.75 | | 199 |
| B | 81802-FSN | (M) | 2 | 100 | 19.50 | 10.25 | 7.75 | 6.75 x 4.75 | | 199 |
| C | 81803-FSN | (M) | 3 | 100 | 24.25 | 10.25 | 7.75 | 6.75 x 4.75 | | 199 |
| D | 81804-FSN | (M) | 4 | 100 | 31.75 | 10.25 | 7.75 | 6.75 x 4.75 | | 199 |
| E | 95601-OB | (M) | 1 | 100 | 5 | 12.75 | 7.25 | 5 x 8.25 | | 203 |
| F | 95603-OB | (M) | 3 | 100 | 24 | 7.25 | 6.50 | 8.25 x 5 | | 203 |
| G | 95604-OB | (M) | 4 | 100 | 34 | 7.25 | 6.50 | 8.25 x 5 | | 203 |

measurements shown in inches

Bath/Vanity, Wall Sconces

Apollo

Finish: Oil Rubbed Bronze
Glass: Amber Sandstone



A 94001-ORB
Wall Sconce



C 94003-ORB
3 Light Bath Bar



B 94002-ORB
2 Light Bath Bar




D 94004-ORB
4 Light Bath Bar


Finish: Satin Platinum
Glass: Alabaster



B 94002-SP
2 Light Bath Bar



C 94003-SP
3 Light Bath Bar



D 94004-SP
4 Light Bath Bar

| Item | Type | Bulbs | Watts | W | H | Ext | Backplate (W x H) | Features/Notes | Symbol | Page |
|------|--------------|-------|-------|-----|-------|------|-------------------|----------------|--------|------|
| A | 94001-ORB | (M) | 1 | 100 | 5 | 9 | 8.75 | 4.75 x 8 | | 206 |
| B | 94002-ORB/SP | (M) | 2 | 100 | 15.75 | 8.50 | 6.50 | 8 x 4.75 | | 206 |
| C | 94003-ORB/SP | (M) | 3 | 100 | 23.75 | 8.50 | 6.50 | 8 x 4.75 | | 206 |
| D | 94004-ORB/SP | (M) | 4 | 100 | 31.25 | 8.50 | 6.50 | 8 x 4.75 | | 206 |

measurements shown in inches

Bath/Vanity, Wall Sconces

Facet

Finish: Tuscana
Glass: White Opal



A **6631-TU**
Wall Sconce



B **6633-TU**
3 Light Bath Bar



C **6634-TU**
4 Light Bath Bar

Cantebury

Finish: Biscayne Bronze
Glass: Satin Etched

E **6663-BBR**
3 Light Bath Bar



D **6661-BBR**
Wall Sconce



F **6664-BBR**
4 Light Bath Bar

| Item | Type | Bulbs | Watts | W | H | Ext | Backplate (W x H) | Features/Notes | Symbol |
|--------------------------|------|-------|-------|-------|-------|------|-------------------|----------------|--------|
| A 6631-TU | (H) | 1 | 60 | 9 | 4.50 | 5.50 | 8 x 4.50 | G9 Lamp | ☹️ 🔥 |
| B 6633-TU | (H) | 3 | 60 | 25.25 | 4.50 | 5.50 | 8 x 4.50 | G9 Lamps | ☹️ 🔥 |
| C 6634-TU | (H) | 4 | 60 | 34.50 | 4.50 | 5.50 | 8 x 4.50 | G9 Lamps | ☹️ 🔥 |
| D 6661-BBR | (M) | 1 | 100 | 5.50 | 13.25 | 7.25 | 5.50 x 5.50 | | ☹️ 🔥 |
| E 6663-BBR | (M) | 3 | 100 | 24 | 7.25 | 7.25 | 5.50 x 5.50 | | ☹️ 🔥 |
| F 6664-BBR | (M) | 4 | 100 | 33.75 | 7.25 | 7.25 | 5.50 x 5.50 | | ☹️ 🔥 |

measurements shown in inches

Bath/Vanity, Wall Sconces

Venetian

Finish: Chrome
Glass: White Opal



A **6621-CH**
Wall Sconce



B **6623-CH**
3 Light Bath Bar

C **6624-CH**
4 Light Bath Bar

Astoria

Finish: Chrome
Glass: Clear and Etched



D **6452-CH**
2 Light Bath Bar



E **6453-CH**
3 Light Bath Bar



F **6454-CH**
4 Light Bath Bar

| Item | Type | Bulbs | Watts | W | H | Ext | Backplate (W x H) | Features/Notes | Symbol |
|------|---------|-------|-------|-----|-------|------|-------------------|----------------|--------|
| A | 6621-CH | (M) | 1 | 100 | 6.50 | 8.50 | 5.25 | 6.50 x 4.75 | ☺ ☹ |
| B | 6623-CH | (M) | 3 | 100 | 24.50 | 8.50 | 5 | 8 x 5 | ☺ ☹ |
| C | 6624-CH | (M) | 4 | 100 | 33.50 | 8.50 | 5 | 8 x 5 | ☺ ☹ |
| D | 6452-CH | (M) | 2 | 100 | 15.25 | 8.75 | 6.75 | 6.75 x 4.50 | ☺ ☹ |
| E | 6453-CH | (M) | 3 | 100 | 25 | 8.75 | 6.75 | 6.75 x 4.50 | ☺ ☹ |
| F | 6454-CH | (M) | 4 | 100 | 34 | 8.75 | 6.75 | 6.75 x 4.50 | ☺ ☹ |

measurements shown in inches

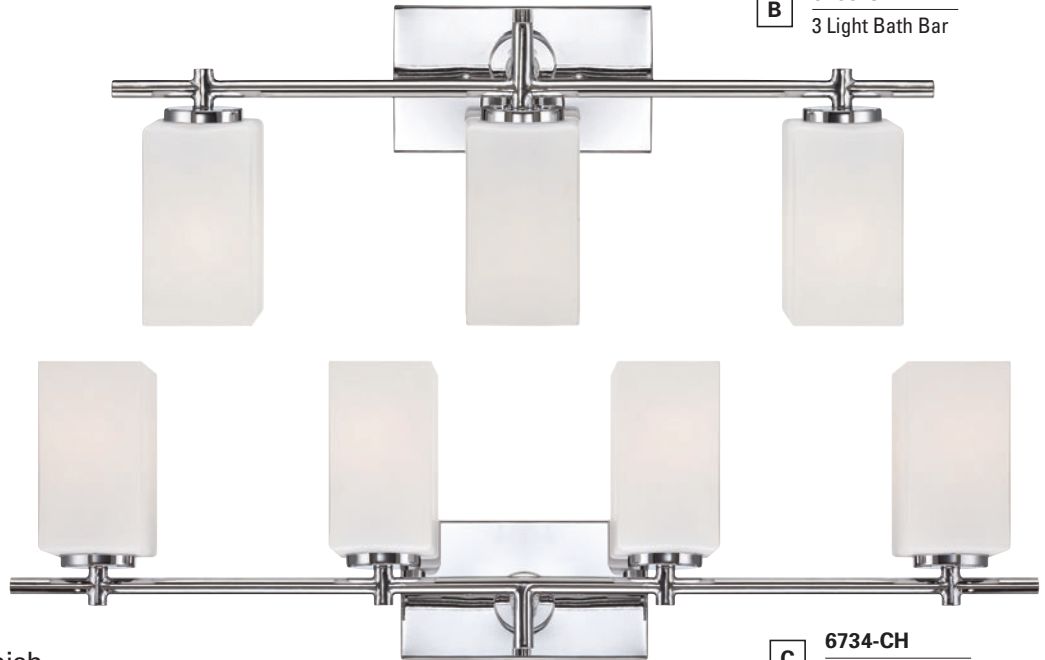
Bath/Vanity, Wall Sconces

Dakota

Finish: Chrome Finish
Glass: Frosted White



A 6731-CH
Wall Sconce



B 6733-CH
3 Light Bath Bar

C 6734-CH
4 Light Bath Bar

Finish: Biscayne Bronze Finish
Glass: Frosted White



A 6731-BBR
Wall Sconce



B 6733-BBR
3 Light Bath Bar

C 6734-BBR
4 Light Bath Bar

| Item | Type | Bulbs | Watts | W | H | Ext | Backplate (W x H) | Features/Notes | Symbol |
|---------------|------|-------|-------|-----|-----|------|-------------------|----------------|--------|
| A 6731-CH/BBR | (M) | 1 | 100 | 4.5 | 10 | 5.25 | 4.50 x 8 | | |
| B 6733-CH/BBR | (M) | 3 | 100 | 24 | 9.5 | 5.25 | 8 x 4.50 | | |
| C 6734-CH/BBR | (M) | 4 | 100 | 32 | 9.5 | 5.25 | 8 x 4.50 | | |

measurements shown in inches

Bath/Vanity, Wall Sconces

Metropolis

Finish: Chrome
Glass: Frosted



A 6671-CH
Wall Sconce



B 6673-CH
3 Light Bath Bar



C 6674-CH
4 Light Bath Bar

Astor

Finish: Old Satin Brass
Glass: Opal



D 68001-OSB
Wall Sconce

















F 68004-OSB
4 Light Bath Bar

G 68003-OSB
3 Light Bath Bar



E 68002-OSB
2 Light Bath Bar



| Item | Type | Bulbs | Watts | W | H | Ext | Backplate (W x H) | Features/Notes | Symbol |
|-------------|------|-------|-------|-------|-------|------|-------------------|----------------|---|
| A 6671-CH | (H) | 1 | 60 | 6.50 | 8 | 5.25 | 5 x 8 | G9 Lamp |   |
| B 6673-CH | (H) | 3 | 60 | 24 | 5.50 | 6.25 | 8 x 5 | G9 Lamps |   |
| C 6674-CH | (H) | 4 | 60 | 33.50 | 5.50 | 6.25 | 8 x 5 | G9 Lamps |   |
| D 68001-OSB | (M) | 1 | 100 | 5.25 | 15.25 | 6.25 | 4.5 x 15.25 | |   |
| E 68002-OSB | (M) | 2 | 100 | 15.25 | 10.50 | 5.75 | 15.25 x 5 | |   |
| F 68004-OSB | (M) | 4 | 100 | 25.75 | 10.50 | 5.75 | 25.75 x 5.25 | |   |
| G 68003-OSB | (M) | 3 | 100 | 25.75 | 10.50 | 5.75 | 25.75 x 5.25 | |   |

measurements shown in inches

Bath/Vanity, Wall Sconces

Meridian

Finish: Satin Platinum
Glass: Opal

B **6713-SP**
3 Light Bath Bar



A **6711-SP**
Wall Sconce



C **6714-SP**
4 Light Bath Bar

Newave

Finish: Silver Sand
Glass: Frosted

D **4562-SI**
2 Light Bath Bar


















E **4563-SI**
3 Light Bath Bar



F **4564-SI**
4 Light Bath Bar



| Item | Type | Bulbs | Watts | W | H | Ext | Backplate (W x H) | Features/Notes | Symbol |
|------------------|------|-------|-------|-------|------|------|-------------------|----------------|---|
| A 6711-SP | (H) | 1 | 60 | 8 | 4.25 | 5.25 | 7.25 x 3.25 | G9 Lamp |    |
| B 6713-SP | (H) | 3 | 60 | 25 | 4.25 | 5.25 | 8 x 4.25 | G9 Lamps |    |
| C 6714-SP | (H) | 4 | 60 | 33.75 | 4.25 | 5.25 | 8 x 4.25 | G9 Lamps |    |
| D 4562-SI | (M) | 2 | 100 | 25.75 | 5.75 | 4.50 | 24.50 x 4.75 | |   |
| E 4563-SI | (M) | 3 | 100 | 36.50 | 5.75 | 4.50 | 24.50 x 4.75 | |   |
| F 4564-SI | (M) | 4 | 100 | 47.50 | 5.75 | 4.50 | 24.50 x 4.75 | |   |

measurements shown in inches

Bath/Vanity, Wall Sconces

Odessa

Finish: Satin Platinum
Glass: Clear

B **67903-SP**
3 Light Bath Bar

A **67901-SP**
Wall Sconce

C **67904-SP**
4 Light Bath Bar



Volare

Finish: Satin Platinum
Glass: Etched



D **68101-SP**
Wall Sconce

E **68103-SP**
3 Light Bath Bar

F **68104-SP**
4 Light Bath Bar

| | Item | Type | Bulbs | Watts | W | H | Ext | Backplate (W x H) | Features/Notes | Symbol |
|---|----------|------|-------|-------|-------|------|------|-------------------|----------------|------------|
| A | 67901-SP | (H) | 1 | 60 | 5 | 8 | 5.75 | 5 x 8 | G9 Lamp | |
| B | 67903-SP | (H) | 3 | 60 | 22 | 5.75 | 5.75 | 8 x 5 | G9 Lamps | |
| C | 67904-SP | (H) | 4 | 60 | 30.25 | 5.75 | 5.75 | 8 x 5 | G9 Lamps | |
| D | 68101-SP | (H) | 1 | 60 | 5.75 | 4.75 | 3.75 | 5.75 x 4.75 | G9 Lamp | ADA |
| E | 68103-SP | (H) | 3 | 60 | 20.50 | 5.25 | 3.75 | 5.75 x 4.75 | G9 Lamps | ADA |
| F | 68104-SP | (H) | 4 | 60 | 28.25 | 5.25 | 3.75 | 5.75 x 4.75 | G9 Lamps | ADA |

measurements shown in inches

Bath/Vanity, Wall Sconces

Hudson

Finish: Chrome
Glass: White Opal

D **6495-CH**
5 Light Bath Bar



A **6492-CH**
2 Light Bath Bar



B **6493-CH**
3 Light Bath Bar



C **6494-CH**
4 Light Bath Bar

Hyland

Finish: Biscayne Bronze
Glass: Frosted White

E **67502-BBR**
2 Light Bath Bar



F **67503-BBR**
3 Light Bath Bar

G **67504-BBR**
4 Light Bath Bar



| Item | Type | Bulbs | Watts | W | H | Ext | Backplate (W x H) | Features/Notes | Symbol |
|--------------------|------|-------|-------|-------|------|------|-------------------|----------------|--------|
| A 6492-CH | (M) | 2 | 100 | 13.75 | 7.50 | 5.50 | 13.75 x 7.50 | | |
| B 6493-CH | (M) | 3 | 100 | 21.75 | 7.50 | 5.50 | 21.75 x 5 | | |
| C 6494-CH | (M) | 4 | 100 | 29.75 | 7.50 | 5.50 | 29.75 x 5 | | |
| D 6495-CH | (M) | 5 | 100 | 37.75 | 7.50 | 5.50 | 37.75 x 7.50 | | |
| E 67502-BBR | (H) | 2 | 60 | 18 | 5.75 | 5.75 | 8 x 4.75 | G9 Lamps | |
| F 67503-BBR | (H) | 3 | 60 | 27.25 | 5.75 | 5.75 | 8 x 4.75 | G9 Lamps | |
| G 67504-BBR | (H) | 4 | 60 | 36.50 | 5.75 | 5.75 | 8 x 4.75 | G9 Lamps | |

measurements shown in inches

Bath/Vanity, Wall Sconces

Trellis

Finish: Oil Rubbed Bronze Finish
Glass: Frosted White Inside



A **6721-ORB**
Wall Sconce



B **6723-ORB**
3 Light Bath Bar



C **6724-ORB**
4 Light Bath Bar

Finish: Chrome Finish
Glass: Frosted White Inside



A **6721-CH**
Wall Sconce



B **6723-CH**
3 Light Bath Bar



C **6724-CH**
4 Light Bath Bar

| Item | Type | Bulbs | Watts | W | H | Ext | Backplate (W x H) | Features/Notes | Symbol |
|----------------------|------|-------|-------|-------|------|------|-------------------|----------------|--------|
| A 6721-ORB/CH | (M) | 1 | 100 | 5.75 | 8.50 | 4.75 | 6 x 5.50 | | |
| B 6723-ORB/CH | (M) | 3 | 100 | 22 | 5.75 | 4.75 | 3.25 x 5 | | |
| C 6724-ORB/CH | (M) | 4 | 100 | 29.50 | 5.75 | 4.75 | 3.25 x 5 | | |

measurements shown in inches

Bath/Vanity, Wall Sconces

Belize

Finish: Chrome
Glass: Frosted White Inside

B **6703-CH**
3 Light Bath Bar



A **6701-CH**
Wall Sconce



C **6704-CH**
4 Light Bath Bar

Geneva

Finish: Satin Platinum
Glass: Frosted White Inside

E **6683-SP**
3 Light Bath Bar



D **6681-SP**
Wall Sconce



F **6684-SP**
4 Light Bath Bar

| | Item | Type | Bulbs | Watts | W | H | Ext | Backplate (W x H) | Features/Notes | Symbol |
|----------|----------------|------|-------|-------|-------|------|------|-------------------|----------------|---------|
| A | 6701-CH | (M) | 1 | 100 | 4.75 | 8.75 | 7.50 | 4.75 x 8 | | ☉ ☉ |
| B | 6703-CH | (M) | 3 | 100 | 23.50 | 8 | 6.75 | 8 x 4.75 | | ☉ ☉ ☉ |
| C | 6704-CH | (M) | 4 | 100 | 31.25 | 8 | 7.50 | 8 x 4.75 | | ☉ ☉ ☉ ☉ |
| D | 6681-SP | (H) | 1 | 60 | 6 | 7 | 4.75 | 4.75 x 7 | G9 Lamp | ☉ ☉ ☉ |
| E | 6683-SP | (H) | 3 | 60 | 24 | 5 | 4.75 | 7 x 4.75 | G9 Lamps | ☉ ☉ ☉ ☉ |
| F | 6684-SP | (H) | 4 | 60 | 33 | 5 | 4.75 | 7 x 4.75 | G9 Lamps | ☉ ☉ ☉ ☉ |

measurements shown in inches

Bath/Vanity, Wall Sconces

Corbin

Finish: Satin Platinum
Glass: Frosted White



A **68601-SP**
Wall Sconce



B **68603-SP**
3 Light Bath Bar



C **68604-SP**
4 Light Bath Bar

Finish: Old English Bronze
Glass: Frosted White









A **68601-OEB**
Wall Sconce



B **68603-OEB**
3 Light Bath Bar



C **68604-OEB**
4 Light Bath Bar

| Item | Type | Bulbs | Watts | W | H | Ext | Backplate (W x H) | Features/Notes | Symbol |
|----------------|------|-------|-------|-------|------|-----|---------------------|----------------|---|
| A 68601-SP/OEB | (M) | 1 | 100 | 4.75 | 8.75 | 6 | 4.75 x 6.75 | |   |
| B 68603-SP/OEB | (M) | 3 | 100 | 24 | 8.75 | 6 | 10 x 5 | |   |
| C 68604-SP/OEB | (M) | 4 | 100 | 32.50 | 8.75 | 6 | 15 x 5 | |   |

measurements shown in inches

Bath/Vanity, Wall Sconces

Trenton

Finish: Satin Nickel
Glass: Arctic

B **84903-SN**
3 Light Bath Bar











A **84902-SN**
2 Light Bath Bar



C **84904-SN**
4 Light Bath Bar



D **84905-SN**
5 Light Bath Bar

| Item | Type | Bulbs | Watts | W | H | Ext | Backplate (W x H) | Features/Notes | Symbol |
|------------|------|-------|-------|-------|------|-----|-------------------|----------------|---|
| A 84902-SN | (M) | 2 | 100 | 12.75 | 9.75 | 7 | 8" x 4.5" | |   |
| B 84903-SN | (M) | 3 | 100 | 21 | 9.75 | 7 | 8" x 4.5" | |   |
| C 84904-SN | (M) | 4 | 100 | 29.25 | 9.75 | 7 | 8" x 4.5" | |   |
| D 84905-SN | (M) | 5 | 100 | 38 | 9.75 | 7 | 8" x 4.5" | |   |

measurements shown in inches

Bath/Vanity, Wall Sconces

Sonata

Finish: Satin Platinum
Glass: Metallic Lustre



A **67701-SP**
Wall Sconce



B **67703-SP**
3 Light Bath Bar



C **67704-SP**
4 Light Bath Bar

Valetta

Finish: Satin Platinum
Glass: Clear Etched















D **67601-SP**
Wall Sconce



E **67603-SP**
3 Light Bath Bar



F **67604-SP**
4 Light Bath Bar

| | Item | Type | Bulbs | Watts | W | H | Ext | Backplate (W x H) | Features/Notes | Symbol |
|----------|-----------------|------|-------|-------|-------|------|------|-------------------|----------------|---|
| A | 67701-SP | (M) | 1 | 100 | 5.25 | 8.25 | 7 | 4.75 x 6.75 | |   |
| B | 67703-SP | (M) | 3 | 100 | 23 | 8 | 7 | 6.75 x 4.75 | |   |
| C | 67704-SP | (M) | 4 | 100 | 32 | 8 | 7 | 6.75 x 4.75 | |   |
| D | 67601-SP | (M) | 1 | 100 | 4.50 | 8 | 6.75 | 4.50 x 8.25 | |   |
| E | 67603-SP | (M) | 3 | 100 | 22.50 | 7.25 | 6.75 | 8.25 x 4.50 | |   |
| F | 67604-SP | (M) | 4 | 100 | 31.50 | 7.25 | 6.75 | 8.25 x 4.50 | |   |

measurements shown in inches

Bath/Vanity, Wall Sconces

Piazza

Finish: Oil Rubbed Bronze
Glass: Goldenrod



A **6601-ORB**
Wall Sconce



C **6603-ORB**
3 Light Bath Bar



B **6602-ORB**
2 Light Bath Bar



D **6604-ORB**
4 Light Bath Bar

Finish: Satin Platinum
Glass: Frosted White



A **6601-SP**
Wall Sconce



C **6603-SP**
3 Light Bath Bar



B **6602-SP**
2 Light Bath Bar



D **6604-SP**
4 Light Bath Bar

| Item | Type | Bulbs | Watts | W | H | Ext | Backplate (W x H) | Features/Notes | Symbol |
|-----------------------------|------|-------|-------|------|------|------|-------------------|----------------|--------|
| A 6601-ORB/SP | (M) | 1 | 100 | 5.50 | 7.75 | 7.25 | 4.50 x 7 | | |
| B 6602-ORB/SP | (M) | 2 | 100 | 17 | 6.75 | 7.25 | 17.25 x 5 | | |
| C 6603-ORB/SP | (M) | 3 | 100 | 24 | 6.75 | 7.25 | 24 x 5 | | |
| D 6604-ORB/SP | (M) | 4 | 100 | 30 | 6.75 | 7.25 | 30 x 5 | | |

measurements shown in inches

Bath/Vanity, Wall Sconces

Designers Value

Finish: Aged Bronze Patina
Glass: Amber Glaze



A 4772-AM-ABP
2 Light Bath Bar



B 4773-AM-ABP
3 Light Bath Bar



C 4774-AM-ABP
4 Light Bath Bar

Finish: Pewter
Glass: Satin Opal



D 4772-PW
2 Light Bath Bar



E 4773-PW
3 Light Bath Bar



F 4774-PW
4 Light Bath Bar


| Item | Type | Bulbs | Watts | W | H | Ext | Backplate (W x H) | Features/Notes | Symbol | Page |
|------|-------------|-------|-------|-----|-------|------|-------------------|----------------|--------|------|
| A | 4772-AM-ABP | (M) | 2 | 100 | 17.50 | 7.25 | 9 | 10.25 x 4.75 | | |
| B | 4773-AM-ABP | (M) | 3 | 100 | 25.75 | 7.50 | 8.50 | 10.25 x 4.75 | | |
| C | 4774-AM-ABP | (M) | 4 | 100 | 32.75 | 7.75 | 9 | 10.25 x 4.75 | | |
| D | 4772-PW | (M) | 2 | 100 | 17.50 | 7.25 | 9 | 10.25 x 4.75 | | |
| E | 4773-PW | (M) | 3 | 100 | 25.75 | 7.50 | 8.50 | 10.25 x 4.75 | | |
| F | 4774-PW | (M) | 4 | 100 | 32.75 | 7.75 | 9 | 10.25 x 4.75 | | |

measurements shown in inches

Bath/Vanity, Wall Sconces

Opal Essence

Finish: Chrome
Glass: Satin Opal



A **4967-CH**
Wall Sconce



B **4963-CH**
3 Light Bath Bar



C **4964-CH**
4 Light Bath Bar

Value Bath/Vanity

Finish: Brushed Nickel



D **6613-BN**
3 Light Bath Bar



E **6614-BN**
4 Light Bath Bar

| Item | Type | Bulbs | Watts | W | H | Ext | Backplate (W x H) | Features/Notes | Symbol | Page |
|-------------------------|------|-------|-------|-------|------|------|-------------------|----------------|--------|------|
| A 4967-CH | (M) | 2 | 100 | 17.50 | 8.25 | 10 | 5.25 x 3 | | ☾ 🔥 | |
| B 4963-CH | (M) | 3 | 100 | 26.50 | 8.25 | 10 | 5.25 x 3 | | ☾ 🔥 | |
| C 4964-CH | (M) | 4 | 100 | 35.75 | 8.25 | 10 | 5.25 x 3 | | ☾ 🔥 | |
| D 6613-BN | (M) | 3 | 100 | 18 | 4.50 | 2.50 | 18 x 4.50 | | 🔥 | |
| E 6614-BN | (M) | 4 | 100 | 24 | 4.50 | 2.50 | 24 x 4.50 | | 🔥 | |

measurements shown in inches

LED Wall Sconces

Lucienne LED

Finish: Luxor Gold and Satin Platinum
Glass: Topaz



A **LED6092-LXG**
LED Wall Sconce



A **LED6092-SP**
LED Wall Sconce

Linden LED


Finish: Chrome and Satin Platinum
Glass: Cased Opal



B **LED6871-CH**
LED Bath Bar



B **LED6871-SP**
LED Bath Bar



May be Mounted
Vertical or
Horizontal



C **LED6872-CH**
LED Bath Bar



C **LED6872-SP**
LED Bath Bar

| Item | Type | Lumens Source / Delivered | Watts/K | W | H | Ext | Backplate (W x H) | Features/Notes | Symbol |
|-------------------------|-------|------------------------------|--------------|------|-------|------|-------------------|----------------|-----------------------|
| A LED6092-LXG/SP | (LED) | 614 / 473 | 21 / 2,700K | 4.50 | 16 | 5.25 | 4.50 x 4.50 | | |
| B LED6871-CH/SP | (LED) | 1,052 / 776 | 13 / 2700K | 4.50 | 13.75 | 4 | 4.50 x 4.50 | | ADA, Blue, Water, T24 |
| C LED6872-CH/SP | (LED) | 1,656 / 1,233 | 18.8 / 2700K | 23 | 4.50 | 4 | 4.50 x 4.50 | | ADA, Blue, Water, T24 |

measurements shown in inches

LED Wall Sconces

Lucern LED

Finish: Satin Platinum
Glass: Frosted

DF
LED



A **LED6050-SP**
LED Wall Sconce



B **LED6051A-SP**
LED Wall Sconce

Regata LED

Finish: Burnished Bronze
Glass: Warm Amber

DF
LED



C **LED6061-BNB**
LED Wall Sconce

Emerson LED

Finish: Oil Rubbed Bronze
and Satin Platinum
Glass: Opal

DF
DIMMABLE
LED



D **LED6101-ORB**
LED Wall Sconce



D **LED6101-SP**
LED Wall Sconce

LED6020-AST Caps Included:



E **LED6020-AST**
Frosted Glass

Urban LED

Finish: Satin Platinum
Glass: Frosted

DF
LED



F **LED6070-SP**
LED Wall Sconce



G **LED6071-SP**
LED Wall Sconce

| Item | Type | Lumens | | Watts/K | W | H | Ext | Backplate (W x H) | Features/Notes | Symbol |
|----------|-----------------------|--------|---------------|---------------|-------|-------|------|-------------------|----------------|--------|
| | | Source | Delivered | | | | | | | |
| A | LED6050-SP | (LED) | 1,194 / 836 | 11.9 / 2,700K | 5 | 8.50 | 3 | 5 x 8.50 | | |
| B | LED6051A-SP | (LED) | 1,001 / 701 | 9.9 / 2,700K | 6.50 | 10.75 | 3.75 | 6.50 x 10.75 | | |
| C | LED6061-BNB | (LED) | 1,014 / 710 | 10.1 / 2,700K | 6.50 | 10.75 | 3.50 | 6.50 x 10.75 | | |
| D | LED6101-ORB/SP | (LED) | 1,514 / 1,160 | 16.1 / 2,700K | 6.50 | 10 | 3.25 | 6 x 9.50 | Dimmable | |
| E | LED6020-AST | (LED) | 1,514 / 1,160 | 9.3 / 3,000K | 13.25 | 6.50 | 6.50 | 8.50 x 4.25 | 4 Accent Caps | |
| F | LED6070-SP | (LED) | 1,184 / 829 | 11.8 / 2,700K | 5 | 8.50 | 3 | 5 x 8.50 | | |
| G | LED6071-SP | (LED) | 1,014 / 710 | 10.1 / 2,700K | 6.25 | 10.50 | 3.50 | 6.25 x 10.50 | | |

measurements shown in inches

LED Wall Sconces

Corbel

Finish: Brushed Nickel(35), Oil Rubbed Bronze(34)
Glass: Case Opal (Interchangeable Clips)



A **LED15008-35**
LED 8" Wall Sconce



A **LED15008-34**
LED 8" Wall Sconce

Saturn

Finish: Brushed Nickel(35)
Glass: Alabaster



B **LED15009-35**
LED 15" Wall Sconce

Marta

Finish: Brushed Nickel(35), Oil Rubbed Bronze(34)
Glass: Alabaster (Interchangeable Clips)



C **LED15012**
LED 12" Wall Sconce



Flute

Finish: Brushed Nickel(35)
Glass: Etched



D **LED6040-35**
LED 14" Wall Sconce

Rennes

Finish: Brushed Nickel(35), Oil Rubbed Bronze(34)
Lens: Acrylic



E **LED15011-34**
LED 7" Wall Sconce



E **LED15011-35**
LED 7" Wall Sconce

| Item | Type | Source | Delivered | Watts/K | W | H | Ext | Backplate (W x H) | Features/Notes | Symbol |
|----------|----------------|--------|-----------|---------|---------------|-------|------|-------------------|----------------|--------|
| A | LED15008-35/34 | (LED) | 1050 | 735 | 11.4 / 3,000K | 8 | 8.25 | 4 | | |
| B | LED15009-35 | (LED) | 1021 | 715 | 11.4 / 3,000K | 15 | 7.75 | 4.25 | | |
| C | LED15012-35 | (LED) | 1143 | 800 | 10.2 / 3,000K | 12 | 6 | 5.25 | | |
| D | LED6040-35 | (LED) | 1043 | 730 | 11.3 / 3,000K | 14.75 | 6.75 | 6 | | |
| E | LED15011-34/35 | (LED) | 1129 | 790 | 10 / 2,700K | 7 | 10 | 3.50 | | |

measurements shown in inches

LED Exterior / Interior

Tudor Row

Burnished Bronze Finish with Opal Glass



Designed for Indoor or Outdoor Use

A **LED33711-BNB**
LED 9.25" Wall Sconce

Logan square

Burnished Bronze Finish with Opal Glass



Designed for Indoor or Outdoor Use

B **LED33821-BNB**
LED 8" Wall Sconce

Rennes

Burnished Bronze Finish with Opal Glass



Designed for Indoor or Outdoor Use

C **LED7073-34**
LED 7" Wall Sconce

C **LED7073-70**
LED 7" Wall Sconce

| Item | Type | Lumens | | Watts/K | W | H | Ext | Backplate (W x H) | Features/Notes | Symbol |
|----------|----------------------|--------|---------------|---------------|------|-------|------|-------------------|----------------|--------|
| | | Source | Delivered | | | | | | | |
| A | LED33711-BNB | (LED) | 779 / 545 | 13.1 / 3,000K | 9.25 | 13.25 | 7 | 3.75 x 3.75 | | |
| B | LED33821-BNB | (LED) | 639 / 447 | 13.1 / 3,000K | 8 | 13.50 | 7.75 | 4.50 x 5.75 | | |
| C | LED7073-34/70 | (LED) | 1,671 / 1,110 | 9.5 / 3,000K | 7 | 10 | 3.50 | 3.75 x 3.75 | | |

measurements shown in inches

Incandescent Exterior / Interior

Tudor Row

Black Finish with Opal Glass



Designed for Indoor or Outdoor Use

A **34231-BK**
9.25" Wall Sconce

Logan square

Black Finish with Opal Glass



Designed for Indoor or Outdoor Use

B **34121-BK**
8" Wall Sconce

| Item | Type | Bulbs | Watts | W | H | Ext | Backplate (W x H) | Features/Notes | Symbol |
|----------|-----------------|-------|-------|----|------|-------|-------------------|----------------|--------|
| A | 34231-BK | (M) | 2 | 60 | 9.25 | 13.25 | 7 | 3.75 x 3.75 | |
| B | 34121-BK | (M) | 2 | 60 | 8 | 13.50 | 7.75 | 4.50 x 5.75 | |

measurements shown in inches

Wall Sconces

Gala

Finish: Agent Silver
Glass: Satin White

A 86002-ARS
Wall Sconce



Maddox

Finish: Satin Platinum and Vintage Bronze
Glass: Opal



B 6080-VB
Wall Sconce



B 6080-SP
Wall Sconce

Barcelona

Finish: Natural Iron

C 9032-NI
Wall Sconce



Tangier

Finish: Natural Iron

D 85502-NI
Wall Sconce



Palencia

Finish: Aged Pewter
Glass: Silver Highlight

E 87501-APW
Wall Sconce



Amherst

Finish: Burnt Umber
Glass: Antique Harvest Beige

F ES97540-BU
Fluorescent Wall Sconce



| | Item | Type | Bulbs | Watts | W | H | Ext | Backplate (W x H) | Features/Notes | Symbol | Page |
|---|------------|------|-------|-------|-------|-------|------|-------------------|-----------------|--------|------|
| A | 86002-ARS | (C) | 2 | 60 | 13.75 | 17.25 | 6 | 5 x 8 | | | 133 |
| B | 6080-SP/VB | (C) | 2 | 40 | 6.50 | 12 | 4.25 | 6.50 x 12 | | | |
| C | 9032-NI | (C) | 2 | 60 | 10.75 | 12 | 6.75 | 5 x 12 | | | 141 |
| D | 85502-NI | (C) | 2 | 60 | 12.25 | 14.75 | 5.50 | 4.75 x 7.75 | | | 157 |
| E | 87501-APW | (M) | 1 | 100 | 8 | 9.50 | 5.75 | 8 x 9.50 | | | 49 |
| F | ES97540-BU | (F) | 1 | 26 | 16 | 6.25 | 4.50 | | PLC G24q 3 Base | | 148 |

measurements shown in inches

Wall Sconces



A **6020-AST**
Frosted Glass

6020-AST Caps Included:



B **6021-AST**
Scavo Glass

6021-AST Caps Included:



C **6030-WH**
Value Wall Sconce



D **6031-WH**
Value Wall Sconce

Modern



E **6040-CH**
Wall Sconce



F **6041-CH**
Wall Sconce

| Item | Type | Bulbs | Watts | W | H | Ext | Backplate (W x H) | Features/Notes | Symbol |
|--------------------------|------|-------|-------|-------|-------|------|-------------------|-------------------|------------|
| A 6020-AST | (M) | 1 | 100 | 13.25 | 6.50 | 6.50 | 8.50 x 4.25 | 4 Accent Caps | |
| B 6021-AST | (M) | 1 | 100 | 12 | 6.25 | 6 | 8.50 x 4.25 | 3 Accent Caps | |
| C 6030-WH | (M) | 1 | 100 | 12.50 | 5.50 | 6 | 12.50 x 5.50 | Paintable Ceramic | |
| D 6031-WH | (M) | 1 | 100 | 12 | 5.25 | 6 | 12.50 x 5.50 | Paintable Ceramic | |
| E 6040-CH | (H) | 1 | 100 | 14.25 | 6.75 | 3 | 5.75 x 5.75 | T3 Lamp | ADA |
| F 6041-CH | (H) | 1 | 100 | 7.75 | 14.50 | 3 | 4.375 x 12.50 | T3 Lamp | ADA |

measurements shown in inches



DF
OUTDOOR

Guide to Exterior Lighting

| Which Lamp is Right for Your Home? | | | |
|------------------------------------|---------------|---------------|------------|
| | Incandescent | CFL | LED |
| Frequent Switching On/Off | Shortens Life | Shortens Life | No Effect |
| Lights Instantly | Yes | Some Delay | Yes |
| Light Focused Directionally | No | No | Yes |
| Durability | Low | Low | High |
| Sensitivity to Temperature | Some | Yes | No |
| Sensitivity to Humidity | Some | Yes | No |
| Hazardous Material Content | None | 5 mg Mercury | None |
| Lifetime in Hours | 2,000 | 10,000 | 50,000 |
| Wattage Comparison | 60-100 Watts | 13-22 Watts | 6-13 Watts |

Designers Fountain offers the very best in outdoor lighting

Every outdoor fixture is specially designed with unique styling that compliments the exterior décor of any home. Sturdy construction, weather resistant finishing, and waterproof seals protect these fixtures from harsh outdoor elements to deliver warm, welcoming, safe and reliable outdoor lighting.

LED

LED lamps are built into the fixtures and last up to 50,000 hours. They produce the same quality of light as the others using a fraction of the energy and are ideal for harsh conditions including cold weather climates.



Fluorescent

These bulbs offer the same quality of light as the incandescent bulb using a fraction of the energy. They are more expensive to replace but last 5 times longer.



Incandescent

These bulbs have been around the longest. They are the least expensive to purchase and contain no mercury.



Symbol Guide



ENERGY STAR® Qualified



Bulb Included



Title 24 Compliant



Cast Aluminum



All Exterior Fixtures are Suitable for **WET** Locations (Unless otherwise noted)



10 Ft. chain and 12 Ft. wire



Dark Sky



ON at Dusk, **OFF** at Dawn



Suitable for **DAMP** Locations



(M) Incandescent Medium Base



(C) Incandescent Candelabra Base



(FL) Fluorescent Lamp



(H) Halogen Lamp

* All chain mounted fixtures include 3 feet of chain and 12 feet of wire, unless otherwise noted.

Exterior LED

Englewood

Burnished Bronze Finish with Clear Diffuser



A **LED34031-BNB**
LED 9" Wall Lantern



B **LED34036-BNB**
LED 9" Post Lantern

Aldridge









Weathered Iron Finish with Etched Opal Glass



C **LED34301-WI**
LED 6.5" Wall Lantern



D **LED34311-WI**
LED 6.5" Wall Lantern

| Item | Type | Lumens | | Watts/K | W | H | Ext | Backplate (W x H) | Features/Notes | Symbol |
|----------|---------------------|--------|-------------|---------------|------|-------|------|-------------------|----------------|---|
| | | Source | Delivered | | | | | | | |
| A | LED34031-BNB | (LED) | 986 / 536 | 10.1 / 3,000K | 9 | 9 | 9.25 | 4.75 x 7 | |   |
| B | LED34036-BNB | (LED) | 805 / 246 | 7.8 / 3,000K | 9 | 12 | | | |   |
| C | LED34301-WI | (LED) | 1,000 / 600 | 10.9 / 3,000K | 6.50 | 10.50 | 6.50 | 4.75 x 7 | |   |
| D | LED34311-WI | (LED) | 1,000 / 575 | 10 / 3,000K | 6.50 | 13.50 | 6.50 | 4.75 x 7 | |   |

measurements shown in inches

Triton LED

Black Finish
Clear Seedy Glass



A **LED33911-BK**
LED 9" Wall Lantern



C **LED33916-BK**
LED 10.5" Post Lantern



B **LED33921-BK**
LED 10.5" Wall Lantern

| Item | Type | Lumens | | Watts/K | W | H | Ext | Backplate (W x H) | Features/Notes | Symbol |
|------|-------------|--------|-----------|---------------|-------|-------|-------|-------------------|----------------|--------|
| | | Source | Delivered | | | | | | | |
| A | LED33911-BK | (LED) | 860 / 602 | 10.6 / 3,000K | 9 | 13.50 | 10 | 5.50 x 6.50 | | |
| B | LED33921-BK | (LED) | 924 / 674 | 10.5 / 3,000K | 10.50 | 16.50 | 11.50 | 6.50 x 7.25 | | |
| C | LED33916-BK | (LED) | 900 / 630 | 10.4 / 3,000K | 10.50 | 20.25 | | | | |

measurements shown in inches



A **LED32611-BNB**
LED 6" Wall Lantern

B **LED32621-BNB**
LED 7" Wall Lantern



| Item | Type | Lumens | | Watts/K | W | H | Ext | Backplate (W x H) | Features/Notes | Symbol |
|------|--------------|--------------------|-----------|---------------|---|-------|-----|-------------------|----------------|--------|
| | | Source / Delivered | | | | | | | | |
| A | LED32611-BNB | (LED) | 464 / 325 | 10.2 / 3,000K | 6 | 15.50 | 5 | 6 x 15.50 | | |
| B | LED32621-BNB | (LED) | 539 / 377 | 10.7 / 3,000K | 7 | 18 | 6 | 7 x 18 | | |

measurements shown in inches



A **LED32911-BBZ**
LED 5.5" Wall Lantern



B **LED32921-BBZ**
LED 7" Wall Lantern

| Item | Type | Lumens | | Watts/K | W | H | Ext | Backplate (W x H) | Features/Notes | Symbol |
|----------------|-------|--------|-----------|-----------|------|-------|------|---------------------|----------------|--------|
| | | Source | Delivered | | | | | | | |
| A LED32911-BBZ | (LED) | 1,229 | 860 | 11/3,000K | 5.50 | 11.75 | 6.75 | 4.50 x 6 | | |
| B LED32921-BBZ | (LED) | 1,214 | 850 | 11/3,000K | 7 | 17 | 8.25 | 4.50 x 6 | | |

measurements shown in inches











A LED34421-ABP
LED 7" Wall Lantern



B LED34431-ABP
LED 9" Wall Lantern



C LED34436-ABP
LED 9" Post Lantern

| Item | Type | Lumens | | Watts/K | W | H | Ext | Backplate (W x H) | Features/Notes | Symbol |
|----------------|-------|--------|-----------|-------------|---|-------|-------|-------------------|----------------|---|
| | | Source | Delivered | | | | | | | |
| A LED34421-ABP | (LED) | 990 | 482 | 10.5/3,000K | 7 | 12.25 | 8.50 | 5 x 7.25 | |    |
| B LED34431-ABP | (LED) | 990 | 485 | 10.5/3,000K | 9 | 17 | 10.50 | 5 x 7.25 | |    |
| C LED34436-ABP | (LED) | 990 | 499 | 10.5/3,000K | 9 | 18.25 | | | |   |

measurements shown in inches

B **LED32811-BNB**
LED 7.5" Wall Lantern



A **LED32821-BNB**
LED 9" Wall Lantern



C **LED32826-BNB**
LED 9" Post Lantern

| Item | Type | Lumens | | Watts/K | W | H | Ext | Backplate (W x H) | Features/Notes | Symbol |
|------|--------------|--------------------|-------------|-------------|------|-------|------|-------------------|----------------|----------|
| | | Source / Delivered | | | | | | | | |
| A | LED32821-BNB | (LED) | 1,086 / 760 | 11 / 3,000K | 9 | 13.50 | 6.75 | 4.50 x 6 | | |
| B | LED32811-BNB | (LED) | 1,029 / 720 | 11 / 3,000K | 7.50 | 12 | 6.75 | 4.50 x 6 | | |
| C | LED32826-BNB | (LED) | 914 / 640 | 11 / 3,000K | 9 | 17 | | | | |

measurements shown in inches



A **LED33421-ORB**
LED 6.5" Wall Lantern



C **LED33436-ORB**
LED 8.5" Post Lantern



B **LED33431-ORB**
LED 8.5" Wall Lantern

| Item | Type | Lumens | | Watts/K | W | H | Ext | Backplate (W x H) | Features/Notes | Symbol | | |
|------|--------------|--------|-----------|---------|----|--------|------|---------------------|----------------|----------|--|--|
| | | Source | Delivered | | | | | | | | | |
| A | LED33421-ORB | (LED) | 849 | 594 | 10 | 3,000K | 6.50 | 10.25 | 7.50 | 4.50 x 8 | | |
| B | LED33431-ORB | (LED) | 824 | 577 | 10 | 3,000K | 8.50 | 12.75 | 9.50 | 4.50 x 8 | | |
| C | LED33436-ORB | (LED) | 600 | 420 | 10 | 3,000K | 8.50 | 16.50 | | | | |

measurements shown in inches



A **LED31111-ORB**
LED 7" Wall Lantern



B **LED31121-ORB**
LED 9" Wall Lantern



C **LED31134-ORB**
LED 9" Hanging Lantern



D **LED31136-ORB**
LED 9" Post Lantern

| Item | Type | Lumens | | Watts/K | W | H | Ext | Backplate (W x H) | Features/Notes | Symbol |
|------|--------------|--------------------|-----------|-------------|---|-------|-------|---------------------|----------------|----------|
| | | Source / Delivered | | | | | | | | |
| A | LED31111-ORB | (LED) | 466 / 326 | 10 / 3,000K | 7 | 13 | 9.75 | 4.50 x 6.50 | | |
| B | LED31121-ORB | (LED) | 471 / 330 | 11 / 3,000K | 9 | 16.25 | 11.75 | 4.50 x 10 | | |
| C | LED31134-ORB | (LED) | 571 / 400 | 6 / 3,000K | 9 | 14.75 | | | 3' Chain | |
| D | LED31136-ORB | (LED) | 386 / 270 | 11 / 3,000K | 9 | 18.25 | | | | |

measurements shown in inches

Marquette

Aged Bronze Patina Finish
Clear Hammered Glass



B **LED21921-ABP**
LED 6.5" Wall Lantern



A **LED21936-ABP**
LED 8.5" Post Lantern



C **LED21931-ABP**
LED 8.5" Wall Lantern

| Item | Type | Lumens | | Watts/K | W | H | Ext | Backplate (W x H) | Features/Notes | Symbol |
|------|--------------|--------|-------------|---------------|------|-------|------|-------------------|----------------|--------|
| | | Source | Delivered | | | | | | | |
| A | LED21936-ABP | (LED) | 914 / 640 | 13.5 / 3,000K | 8.50 | 15.25 | | | | |
| B | LED21921-ABP | (LED) | 1,200 / 840 | 13.5 / 3,000K | 6.50 | 10.25 | 7.75 | 4.50 x 7 | | |
| C | LED21931-ABP | (LED) | 1,176 / 823 | 13.5 / 3,000K | 8.50 | 14.25 | 9.75 | 4.50 x 7 | | |

measurements shown in inches

A **LED32521-BNB**
LED 7" Wall Lantern



C **LED32536-BNB**
LED 9" Post Lantern



B **LED32531-BNB**
LED 9" Wall Lantern

| Item | Type | Lumens Source / Delivered | Watts/K | W | H | Ext | Backplate (W x H) | Features/Notes | Symbol |
|------|--------------|------------------------------|-------------|---|-------|------|-------------------|----------------|--------|
| A | LED32521-BNB | (LED) 1,080 / 756 | 13 / 3,000K | 7 | 9 | 7.50 | 4.50 x 6 | | |
| B | LED32531-BNB | (LED) 1,213 / 849 | 13 / 3,000K | 9 | 11.50 | 9.50 | 4.50 x 6 | | |
| C | LED32536-BNB | (LED) 1,130 / 791 | 13 / 3,000K | 9 | 14.50 | | | | |

measurements shown in inches









A **LED22521-ABP**
LED 8" Wall Lantern



B **LED22531-ABP**
LED 10" Wall Lantern

C **LED22536-ABP**
LED 10" Post Lantern



| Item | Type | Lumens | | Watts/K | W | H | Ext | Backplate (W x H) | Features/Notes | Symbol |
|------|--------------|--------|-----------|---------|-------------|----|-------|-------------------|----------------|---|
| | | Source | Delivered | | | | | | | |
| A | LED22521-ABP | (LED) | 1,320 | 924 | 13 / 3,000K | 8 | 11 | 9.25 | 5.5" Diameter |    |
| B | LED22531-ABP | (LED) | 1,614 | 1,130 | 13 / 3,000K | 10 | 13.75 | 11.50 | 7" Diameter |    |
| C | LED22536-ABP | (LED) | 1,506 | 1,054 | 13 / 3,000K | 10 | 19.25 | | |   |

measurements shown in inches

B **LED22321-ORB**
LED 6.5" Wall Lantern



A **LED22336-ORB**
LED 8.5" Post Lantern



C **LED22331-ORB**
LED 8.5" Wall Lantern

| Item | Type | Lumens Source / Delivered | Watts/K | W | H | Ext | Backplate (W x H) | Features/Notes | Symbol |
|------|--------------|------------------------------|------------|------|-------|-------|-------------------|----------------|--------|
| A | LED22336-ORB | (LED) 624 / 437 | 6 / 3,000K | 8.50 | 16.50 | | | | |
| B | LED22321-ORB | (LED) 876 / 613 | 6 / 3,000K | 6.50 | 11 | 8.25 | 5 x 6 | | |
| C | LED22331-ORB | (LED) 890 / 623 | 6 / 3,000K | 8.50 | 13.25 | 13.25 | 5.50 x 7 | | |

measurements shown in inches

Barrister

Burnished Bronze Finish
White Opal Glass



A LED22421-BNB
LED 7" Wall Lantern



B LED22431-BNB
LED 9" Wall Lantern



C LED22434-BNB
LED 9" Hanging Lantern



D LED22436-BNB
LED 9" Post Lantern

| Item | Type | Lumens | | Watts/K | W | H | Ext | Backplate (W x H) | Features/Notes | Symbol |
|------|--------------|--------|-------------|-------------|---|-------|-------|-------------------|----------------|--------|
| | | Source | Delivered | | | | | | | |
| A | LED22421-BNB | (LED) | 901 / 631 | 13 / 3,000K | 7 | 11.50 | 8.75 | 4.75 x 6.25 | | |
| B | LED22431-BNB | (LED) | 1,024 / 717 | 13 / 3,000K | 9 | 14.50 | 10.50 | 5.50 x 7.25 | | |
| C | LED22434-BNB | (LED) | 651 / 456 | 13 / 3,000K | 9 | 13.75 | | | 3' Chain | |
| D | LED22436-BNB | (LED) | 1,036 / 725 | 10 / 3,000K | 9 | 15.50 | | | | |

measurements shown in inches



A **LED21321-ABP**
LED 7" Wall Lantern



B **LED21331-ABP**
LED 9" Wall Lantern



C **LED21346-ABP**
LED 9" Post Lantern

| Item | Type | Lumens | | Watts/K | W | H | Ext | Backplate (W x H) | Features/Notes | Symbol |
|------|--------------|--------|-----------|---------|-------------|---|-------|-------------------|----------------|----------|
| | | Source | Delivered | | | | | | | |
| A | LED21321-ABP | (LED) | 343 | 240 | 9 / 3,000K | 7 | 13.75 | 9.25 | 5 x 7.25 | |
| B | LED21331-ABP | (LED) | 500 | 350 | 11 / 3,000K | 9 | 17.50 | 11.25 | 5.75 x 8 | |
| C | LED21346-ABP | (LED) | 500 | 350 | 11 / 3,000K | 9 | 18.25 | | | |

measurements shown in inches

Abbington

Driftwood Finish
Clear Crackle Glass



A **LED2751-DWD**
LED 6.5" Wall Lantern



B **LED2761-DWD**
LED 8" Wall Lantern



C **LED2771-DWD**
LED 9.5" Wall Lantern



D **LED2776-DWD**
LED 9.5" Post Lantern

| Item | Type | Lumens | | Watts/K | W | H | Ext | Backplate (W x H) | Features/Notes | Symbol |
|------|-------------|--------|-----------|-------------|------|-------|------|-------------------|----------------|----------|
| | | Source | Delivered | | | | | | | |
| A | LED2751-DWD | (LED) | 320 / 224 | 9 / 3,000K | 6.50 | 12.25 | 7.5 | 5 x 7 | | |
| B | LED2761-DWD | (LED) | 471 / 330 | 12 / 3,000K | 8 | 15 | 8.25 | 5 x 7 | | |
| C | LED2771-DWD | (LED) | 467 / 327 | 12 / 3,000K | 9.50 | 17.25 | 9.75 | 5 x 7 | | |
| D | LED2776-DWD | (LED) | 467 / 327 | 12 / 3,000K | 9.50 | 18 | | | | |

measurements shown in inches

Exterior LED

Whitmore

Mystic Bronze Finish with Clear Crackle Glass



A **LED21721-MBZ**
LED 7" Wall Lantern



B **LED21731-MBZ**
LED 9" Wall Lantern

Wellington

Mystic Bronze Finish with Clear Swirl Glass















C **LED22021-MBZ**
LED 7" Wall Lantern

Sheffield

Mystic Bronze Finish with Clear Crackle Glass



D **LED22121-MBZ**
LED 7" Wall Lantern

| Item | Type | Lumens Source / Delivered | Watts/K | W | H | Ext | Backplate (W x H) | Features/Notes | Symbol |
|------|------|------------------------------|---------------|---|-------|-------|-------------------|----------------|---|
| A | LED | 407 / 285 | 12 / 3,000K | 7 | 12.25 | 8 | 5 x 5 | |    |
| B | LED | 407 / 285 | 12 / 3,000K | 9 | 15.75 | 10.50 | 5 x 7 | |    |
| C | LED | 1,323 / 926 | 13.5 / 3,000K | 7 | 13.50 | 9.25 | 4.50 x 6.50 | |    |
| D | LED | 1,229 / 860 | 13.5 / 3,000K | 7 | 14 | 9.25 | 5.50 x 7 | |    |

measurements shown in inches

Barrow LED

Oil Rubbed Bronze and Satin Platinum Finish
Frosted Glass Diffuser



A **LED33001-ORB**
LED 4.5" Wall Lantern
Down Light



B **LED33001-SP**
LED 4.5" Wall Lantern
Down Light



C **LED33001C-ORB**
LED 4.5" Wall Lantern
Up & Down Light



D **LED33001C-SP**
LED 4.5" Wall Lantern
Up & Down Light



| Item | Type | Lumens | | Watts/K | W | H | Ext | Backplate (W x H) | Features/Notes | Symbol |
|----------|----------------------|--------------------|-----------|---------------|---|------|------|-------------------|----------------|--------|
| | | Source / Delivered | | | | | | | | |
| A | LED33001-ORB | (LED) | 629 / 440 | 7.3 / 3,000K | 3 | 6 | 4.75 | 4.50 x 4.50 | | |
| B | LED33001-SP | (LED) | 629 / 440 | 7.3 / 3,000K | 3 | 6 | 4.75 | 4.50 x 4.50 | | |
| C | LED33001C-ORB | (LED) | 790 / 553 | 10.1 / 3,000K | 3 | 7.50 | 4.75 | 4.50 x 4.50 | | |
| D | LED33001C-SP | (LED) | 790 / 553 | 10.1 / 3,000K | 3 | 7.50 | 4.75 | 4.50 x 4.50 | | |

measurements shown in inches

Exterior LED

Barclay

Black Finish with Frosted & Clear Glass



A **LED32211-BK**
LED 5.5" Wall Lantern

Lexington

Black Finish with Clear Seedy Glass



B **7103LED-05**
LED 6.5" Wall Lantern

Fulton

Forged Sienna Finish with Clear Glass



C **LED32311-FSN**
LED 5.5" Wall Lantern

Camden

Oil Rubbed Bronze Finish with Etched Glass



D **LED32411-ORB**
LED 4.75" Wall Lantern

Exterior LED

Black Finish with Frosted Glass



E **LED7072-05**
LED 11.5" Flushmount

| Item | Type | Lumens | | Watts/K | W | H | Ext | Backplate (W x H) | Features/Notes | Symbol |
|------|--------------|--------|-----------|--------------|-------|------|------|-------------------|----------------|--------|
| | | Source | Delivered | | | | | | | |
| A | LED32211-BK | (LED) | 357 / 250 | 5.5 / 3,000K | 5.50 | 8.75 | 7 | 3.75" Diameter | | |
| B | 7103LED-05 | (LED) | 236 / 165 | 6 / 4,500K | 6.50 | 14 | 7.75 | 4.50 x 5.75 | | |
| C | LED32311-FSN | (LED) | 414 / 290 | 5.5 / 3,000K | 5.50 | 10 | 7 | 4.5" Diameter | | |
| D | LED32411-ORB | (LED) | 357 / 250 | 5.5 / 3,000K | 4.75 | 9.50 | 6.75 | 4.5" Diameter | | |
| E | LED7072-05 | (LED) | 714 / 500 | 9.9 / 3,000K | 11.50 | 5 | | | | |

measurements shown in inches

LED Exterior / Interior

Tudor Row

Burnished Bronze Finish with Opal Glass



Designed for Indoor or Outdoor Use

A **LED33711-BNB**
LED 9.25" Wall Sconce

Logan square

Burnished Bronze Finish with Opal Glass



Designed for Indoor or Outdoor Use

B **LED33821-BNB**
LED 8" Wall Sconce

Rennes

Burnished Bronze Finish with Opal Glass



C **LED7073-34**
LED 7" Wall Sconce



Designed for Indoor or Outdoor Use

C **LED7073-70**
LED 7" Wall Sconce

| Item | Type | Lumens Source / Delivered | Watts/K | W | H | Ext | Backplate (W x H) | Features/Notes | Symbol |
|----------|----------------------|---------------------------|---------------|------|-------|------|-------------------|----------------|--------|
| A | LED33711-BNB | (LED) 779 / 545 | 13.1 / 3,000K | 9.25 | 13.25 | 7 | 3.75 x 3.75 | | |
| B | LED33821-BNB | (LED) 639 / 447 | 13.1 / 3,000K | 8 | 13.50 | 7.75 | 4.50 x 5.75 | | |
| C | LED7073-34/70 | (LED) 1,671 / 1,110 | 9.5 / 3,000K | 7 | 10 | 3.50 | 3.75 x 3.75 | | |

measurements shown in inches

Incandescent Exterior / Interior

Tudor Row

Black Finish with Opal Glass



Designed for Indoor or Outdoor Use

A **34231-BK**
9.25" Wall Sconce

Logan square

Black Finish with Opal Glass



Designed for Indoor or Outdoor Use

B **34121-BK**
8" Wall Sconce

| Item | Type | Bulbs | Watts | W | H | Ext | Backplate (W x H) | Features/Notes | Symbol |
|----------|-----------------|-------|-------|------|-------|------|-------------------|----------------|--------|
| A | 34231-BK | (M) 2 | 60 | 9.25 | 13.25 | 7 | 3.75 x 3.75 | | |
| B | 34121-BK | (M) 2 | 60 | 8 | 13.50 | 7.75 | 4.50 x 5.75 | | |

measurements shown in inches

Dark Sky



Dark Sky

Designers Fountain Dark Sky outdoor lanterns are specially designed with the lamp recessed into the hood to focus the light downward, only where it is needed. This prevents light pollution, allowing you and your neighbors to enjoy the natural lighting of the nighttime sky. DF models showing the Dark Sky symbol meet the 90 degree cutoff requirement to qualify them as Dark Sky fixtures.





A **LED32611-BNB**
LED 6" Wall Lantern

B **LED32621-BNB**
LED 7" Wall Lantern



| Item | Type | Lumens | | Watts/K | W | H | Ext | Backplate (W x H) | Features/Notes | Symbol | |
|------|--------------|--------|-----------|---------|----|--------|-----|-------------------|----------------|--------|--|
| | | Source | Delivered | | | | | | | | |
| A | LED32611-BNB | (LED) | 486 | 340 | 10 | 3,000K | 6 | 15.50 | 5 | 6 x 15 | |
| B | LED32621-BNB | (LED) | 584 | 409 | 10 | 3,000K | 7 | 18 | 6 | 7 x 18 | |

measurements shown in inches



A **33121-WP**
7" Wall Lantern







B **33131-WP**
9" Wall Lantern



C **33141-WP**
11" Wall Lantern



D **33146-WP**
11" Post Lantern

| Item | Type | Bulbs | Watts | W | H | Ext | Backplate (W x H) | Features/Notes | Symbol |
|-------------------|------|-------|-------|----|-------|-------|---------------------|----------------|---|
| A 33121-WP | (M) | 1 | 100 | 7 | 8 | 7.25 | 5.5 x 5.5 | |  |
| B 33131-WP | (M) | 1 | 100 | 9 | 8.25 | 9.25 | 5.5 x 5.5 | |  |
| C 33141-WP | (M) | 1 | 100 | 11 | 9.75 | 11.25 | 7 x 7 | |  |
| D 33146-WP | (M) | 1 | 100 | 11 | 17.50 | | | |  |

measurements shown in inches



A **31111-ORB**
7" Wall Lantern



B **31121-ORB**
9" Wall Lantern








C **31131-ORB**
11" Wall Lantern



D **31134-ORB**
11" Hanging Lantern



E **31136-ORB**
11" Post Lantern

| Item | Type | Bulbs | Watts | W | H | Ext | Backplate (W x H) | Features/Notes | Symbol |
|------|-----------|-------|-------|-----|----|-------|-------------------|----------------|--|
| A | 31111-ORB | (M) | 1 | 60 | 7 | 13 | 9.75 | 4.50 x 6.50 |  |
| B | 31121-ORB | (M) | 1 | 100 | 9 | 16.25 | 11.75 | 4.50 x 10 |  |
| C | 31131-ORB | (M) | 1 | 100 | 11 | 20 | 14.25 | 4.50 x 12 |  |
| D | 31134-ORB | (M) | 1 | 100 | 11 | 19 | | |  3' Chain |
| E | 31136-ORB | (M) | 1 | 100 | 11 | 23 | | |  |

measurements shown in inches



A **31111-MP**
7" Wall Lantern



B **31121-MP**
9" Wall Lantern













C **31131-MP**
11" Wall Lantern



D **31134-MP**
11" Hanging Lantern



E **31136-MP**
11" Post Lantern

| Item | Type | Bulbs | Watts | W | H | Ext | Backplate (W x H) | Features/Notes | Symbol |
|-------------------|------|-------|-------|----|-------|-------|-------------------|----------------|---|
| A 31111-MP | (M) | 1 | 60 | 7 | 13 | 9.75 | 4.50 x 6.50 | |   |
| B 31121-MP | (M) | 1 | 100 | 9 | 16.25 | 11.75 | 4.50 x 10 | |   |
| C 31131-MP | (M) | 1 | 100 | 11 | 20 | 14.25 | 4.50 x 12 | |   |
| D 31134-MP | (M) | 1 | 100 | 11 | 19 | | | |   |
| E 31136-MP | (M) | 1 | 100 | 11 | 23 | | | |   |

measurements shown in inches



A **97591-BU**
6.5" Wall Lantern



B **97592-BU**
8" Wall Lantern













C **97593-BU**
10" Wall Lantern



D **97594-BU**
10" Hanging Lantern



E **97596-BU**
10" Post Lantern

| | Item | Type | Bulbs | Watts | W | H | Ext | Backplate (W x H) | Features/Notes | Symbol |
|---|----------|------|-------|-------|------|-------|-------|-------------------|----------------|---|
| A | 97591-BU | (M) | 1 | 100 | 6.50 | 13.25 | 8.75 | 4.50 x 6 | |   |
| B | 97592-BU | (M) | 1 | 100 | 8 | 17.75 | 11 | 4.50 x 8 | |   |
| C | 97593-BU | (M) | 1 | 100 | 10 | 21.25 | 13.25 | 4.50 x 8 | |   |
| D | 97594-BU | (M) | 1 | 100 | 10 | 17.75 | | | 3' Chain |   |
| E | 97596-BU | (M) | 1 | 100 | 10 | 20.25 | | | |   |

measurements shown in inches



A **31311-BZ**
7" Wall Lantern











B **31321-BZ**
9" Wall Lantern



C **31331-BZ**
11" Wall Lantern



D **31336-BZ**
11" Post Lantern

| Item | Type | Bulbs | Watts | W | H | Ext | Backplate (W x H) | Features/Notes | Symbol |
|-------------------|------|-------|-------|----|-------|-------|-------------------|----------------|---|
| A 31311-BZ | (M) | 1 | 100 | 7 | 7.75 | 8 | 4.50 x 4.50 | |   |
| B 31321-BZ | (M) | 1 | 100 | 9 | 8.50 | 10 | 4.50 x 4.50 | |   |
| C 31331-BZ | (M) | 1 | 100 | 11 | 10.25 | 13.50 | 5.25 x 5.25 | 3' Chain |   |
| D 31336-BZ | (M) | 1 | 100 | 11 | 15.25 | | | |   |

measurements shown in inches

Barrow-DS




Satin Platinum Finish and Oil Rubbed Bronze Finish
Frosted Glass



A **LED33001-SP**
LED 4.5" Wall Lantern



A **LED33001-ORB**
LED 4.5" Wall Lantern

| Item | Type | Lumens | | Watts / CCT | W | H | Ext | Backplate (W x H) | Symbol |
|-------------------|-------|--------|-----------|--------------|---|---|------|-------------------|---|
| | | Source | Delivered | | | | | | |
| A LED33001-SP/ORB | (LED) | 629 | 440 | 7.3 / 3,000K | 3 | 6 | 4.75 | 4.50 x 4.50 |    |

measurements shown in inches

Calderwood

Burnished Bronze Finish
Clear Glass



A 22622-BNB
7.25" Wall Lantern



B 22632-BNB
9.25" Wall Lantern



C 22636-BNB
9.25" Post Lantern

| Item | Type | Bulbs | Watts | W | H | Ext | Backplate (W x H) | Features/Notes | Symbol |
|------|-----------|-------|-------|----|------|-------|---------------------|----------------|--------|
| A | 22622-BNB | (C) | 2 | 60 | 7.25 | 12.25 | 8 | 5.25 x 7 | |
| B | 22632-BNB | (C) | 2 | 60 | 9.25 | 15.25 | 11.50 | 5.25 x 7 | |
| C | 22636-BNB | (C) | 2 | 60 | 9.25 | 16.25 | | | |

measurements shown in inches



A 33231-ABP
9" Wall Lantern



B 33241-ABP
10.5" Wall Lantern



C 33246-ABP
10.5" Post Lantern

| Item | Type | Bulbs | Watts | W | H | Ext | Backplate (W x H) | Features/Notes | Symbol |
|------|-----------|-------|-------|-----|-------|-------|---------------------|----------------|--------|
| A | 33231-ABP | (M) | 1 | 100 | 9 | 13.50 | 10 | 5.50 x 6.50 | |
| B | 33241-ABP | (M) | 1 | 100 | 10.50 | 16.50 | 11.50 | 6.50 x 7.20 | |
| C | 33246-ABP | (M) | 1 | 100 | 10.50 | 20.25 | | | |

measurements shown in inches



A **33331-EB**
8.75" Wall Lantern



B **33321-EB**
6.75" Wall Lantern

| | Item | Type | Bulbs | Watts | W | H | Ext | Backplate (W x H) | Features/Notes | Symbol |
|----------|-----------------|------|-------|-------|------|-------|------|---------------------|----------------|--------|
| A | 33331-EB | (C) | 2 | 60 | 8.75 | 13.75 | 5.75 | 8 x 10.25 | | |
| B | 33321-EB | (C) | 1 | 60 | 6.75 | 11 | 4.75 | 6.25 x 8 | | |

measurements shown in inches

Palencia

Artisan Pardo Wash Finish
Clear Seedy Glass

A 33621-APW
7" Wall Lantern



B 33631-APW
8.75" Wall Lantern



C 33634-APW
8.5" Hanging Lantern



D 33636-APW
8.5" Post Lantern



| Item | Type | Bulbs | Watts | W | H | Ext | Backplate (W x H) | Features/Notes | Symbol |
|------|-----------|-------|-------|-----|------|-------|-------------------|----------------|--------|
| A | 33621-APW | (M) | 1 | 100 | 7 | 14.75 | 7.75 | 4.75 x 8 | |
| B | 33631-APW | (C) | 3 | 60 | 8.75 | 17.25 | 9.50 | 4.75 x 8 | |
| C | 33634-APW | (C) | 3 | 60 | 8.50 | 16.50 | | 3' Chain | |
| D | 33636-APW | (C) | 3 | 60 | 8.50 | 18.50 | | | |

measurements shown in inches



A **33531-WP**
9" Wall Lantern



C **33546-WP**
12.5" Post Lantern



B **33541-WP**
11" Wall Lantern

| Item | Type | Bulbs | Watts | W | H | Ext | Backplate (W x H) | Features/Notes | Symbol |
|------|----------|-------|-------|-----|-------|-------|---------------------|----------------|--------|
| A | 33531-WP | (M) | 1 | 100 | 9 | 9.25 | 10.25 | 4.50 x 4.50 | |
| B | 33541-WP | (M) | 1 | 100 | 11 | 11.25 | 11.25 | 4.50 x 4.50 | |
| C | 33546-WP | (M) | 1 | 100 | 12.50 | 18 | | | |

measurements shown in inches

Stonyridge

Flemish Bronze Finish
Tea Stained Glass



A **ES32021-FBZ**
7.5" Wall Lantern



B **ES32031-FBZ**
9" Wall Lantern



C **FL32036-FBZ**
9" Post Lantern

Nantucket

Rustique Finish
Clear Seedy Glass















D **1751-RT**
7.5" Wall Lantern



E **1761-RT**
10" Wall Lantern



F **1766-RT**
10" Post Lantern

| Item | Type | Bulbs | Watts | W | H | Ext | Backplate (W x H) | Features/Notes | Symbol | |
|----------|--------------------|-------|-------|-----|------|-------|-------------------|----------------|-----------|---|
| A | ES32021-FBZ | (CFL) | 1 | 13 | 7.75 | 13 | 8.50 | 5 x 7 | GU24 Lamp |    |
| B | ES32031-FBZ | (CFL) | 1 | 13 | 9 | 16.50 | 10 | 5 x 7 | GU24 Lamp |    |
| C | FL32036-FBZ | (CFL) | 1 | 13 | 9 | 20 | | | GU24 Lamp |    |
| D | 1751-RT | (M) | 1 | 100 | 7.50 | 14.25 | 9.25 | 4.50 x 5.50 | |  |
| E | 1761-RT | (M) | 1 | 100 | 10 | 18.25 | 11.75 | 4.50 x 6 | |  |
| F | 1766-RT | (M) | 1 | 150 | 10 | 19 | | | |  |

measurements shown in inches

Gladiator

Polished Brass Finish
Clear Glass

DF
SOLID
BRASS



A **1532-PVD-PB**
6.75" Wall Lantern Solid Brass



C **1552-PVD-PB**
10" Wall Lantern Solid Brass



D **1554-PVD-PB**
10" Hanging Lantern Solid Brass



B **1542-PVD-PB**
8" Wall Lantern Solid Brass



E **1556-PVD-PB**
10" Post Lantern Solid Brass

**SOLID
BRASS**

| Item | Type | Bulbs | Watts | W | H | Ext | Backplate (W x H) | Features/Notes | Symbol | |
|----------|--------------------|-------|-------|-----|------|-------|-------------------|----------------|----------------------|--|
| A | 1532-PVD-PB | (M) | 1 | 100 | 6.75 | 14.75 | 7.75 | 4.50 x 9.75 | PVD Finish | |
| B | 1542-PVD-PB | (C) | 3 | 60 | 8 | 17.25 | 9.25 | 4.75 x 10.25 | PVD Finish | |
| C | 1552-PVD-PB | (C) | 3 | 60 | 10 | 20.50 | 11.50 | 5.75 x 12.50 | PVD Finish | |
| D | 1554-PVD-PB | (C) | 3 | 60 | 10 | 21 | | | PVD Finish, 3' Chain | |
| E | 1556-PVD-PB | (C) | 3 | 60 | 10 | 19 | | | PVD Finish | |

measurements shown in inches



A **30811-ABP**
6.75" Wall Lantern



B **30821-ABP**
8.75" Wall Lantern



C **30831-ABP**
10.75" Wall Lantern



D **30834-ABP**
10.75" Hanging Lantern



E **30836-ABP**
10.75" Post Lantern

| Item | Type | Bulbs | Watts | W | H | Ext | Backplate (W x H) | Features/Notes | Symbol |
|--------------------|------|-------|-------|-------|-------|------|-------------------|----------------|--------|
| A 30811-ABP | (M) | 1 | 100 | 6.75 | 10.75 | 7.75 | 4.50 x 8 | | |
| B 30821-ABP | (M) | 1 | 100 | 8.75 | 13 | 9.50 | 5 x 9 | | |
| C 30831-ABP | (C) | 3 | 60 | 10.75 | 16.50 | 12 | 6 x 11.25 | | |
| D 30834-ABP | (C) | 3 | 60 | 10.75 | 16.25 | | | 3' Chain | |
| E 30836-ABP | (C) | 3 | 60 | 10.75 | 18 | | | | |

measurements shown in inches

Sedona

Mediterranean Patina Finish
Amber Glass



A **2370-AM-MP**
5.5" Wall Lantern



B **2375-AM-MP**
13" Flushmount



C **2371-AM-MP**
7" Wall Lantern



D **2381-AM-MP**
9" Wall Lantern

| Item | Type | Bulbs | Watts | W | H | Ext | Backplate Dimensions | Features/Notes | Symbol |
|--------------|------|-------|-------|------|-------|-------|----------------------|----------------|--------|
| A 2370-AM-MP | (M) | 1 | 60 | 5.50 | 10.75 | 8 | 4.50 x 6.50 | | |
| B 2375-AM-MP | (M) | 2 | 60 | 13 | 5.25 | | 4.25 x 6.25 | | |
| C 2371-AM-MP | (M) | 1 | 100 | 7 | 13 | 9.75 | 4.25 x 6.25 | | |
| D 2381-AM-MP | (C) | 3 | 60 | 9 | 16.25 | 11.75 | 4.50 x 10 | | |

measurements shown in inches

Sedona

Mediterranean Patina Finish
Amber Glass

E 2391-AM-MP
11" Wall Lantern



F 2394-AM-MP
11" Hanging Lantern



G 2396-AM-MP
11" Post Lantern

220°
DETECTION ANGLE
3 in 1



H 2371MD-MP
7" Wall Lantern MD

| Item | Type | Bulbs | Watts | W | H | Ext | Backplate (W x H) | Features/Notes | Symbol |
|------|------------|-------|-------|-----|----|-----|-------------------|----------------|----------------------|
| E | 2391-AM-MP | (C) | 3 | 60 | 11 | 20 | 14.25 | 4.50 x 12 | |
| F | 2394-AM-MP | (C) | 3 | 60 | 11 | 19 | | | 3' Chain |
| G | 2396-AM-MP | (C) | 3 | 60 | 11 | 23 | | | |
| H | 2371MD-MP | (M) | 1 | 100 | 7 | 12 | 9.75 | 6.75 x 5 | 220° Detection Angle |

measurements shown in inches

Sedona

Oil Rubbed Bronze Finish
Amber Glass



A **2370-AM-ORB**
5.5" Wall Lantern



B **2375-AM-ORB**
13" Flushmount



C **2394-AM-ORB**
11" Hanging Lantern



D **2371-AM-ORB**
7" Wall Lantern



E **2381-AM-ORB**
9" Wall Lantern

| Item | Type | Bulbs | Watts | W | H | Ext | Backplate (W x H) | Features/Notes | Symbol |
|------|-------------|-------|-------|-----|------|-------|-------------------|----------------|--------------|
| A | 2370-AM-ORB | (M) | 1 | 60 | 5.50 | 10.75 | 8 | 4.50 x 6.50 | |
| B | 2375-AM-ORB | (M) | 2 | 60 | 13 | 5.25 | | 4.25 x 6.25 | |
| C | 2394-AM-ORB | (C) | 3 | 60 | 11 | 18.75 | | | 3' Chain |
| D | 2371-AM-ORB | (M) | 1 | 100 | 7 | 13 | 9.75 | 4.25 x 6.25 | |
| E | 2381-AM-ORB | (C) | 3 | 60 | 9 | 16.25 | 11.75 | 4.50 x 10 | |

measurements shown in inches

Sedona

Oil Rubbed Bronze Finish
Amber Glass



F **2391-AM-ORB**
11" Wall Lantern

G **2396-AM-ORB**
11" Post Lantern



K **23813-AM-ORB**
3 Head Post Lantern



Matching foyer pieces for Indoor use



H **23853-AM-ORB**
3 Light Foyer



I **23854-AM-ORB**
4 Light Foyer



J **2371MD-ORB**
7" Wall Lantern MD



| Item | Type | Bulbs | Watts | W | H | Ext | Backplate (W x H) | Features/Notes | Symbol |
|------|---------------------|-------|-------|-----|-------|-------|-------------------|-----------------------|----------------------|
| F | 2391-AM-ORB | (C) | 3 | 60 | 11 | 20 | 14.25 | 4.50 x 12 | |
| G | 2396-AM-ORB | (C) | 3 | 60 | 11 | 23 | | | |
| H | 23853-AM-ORB | (M) | 3 | 100 | 19 | 33 | | Indoor Use, 10' Chain | |
| I | 23854-AM-ORB | (M) | 4 | 100 | 21.50 | 43.25 | | Indoor Use, 10' Chain | |
| J | 2371MD-ORB | (M) | 1 | 100 | 7 | 12 | 9.75 | 4.25 x 6.25 | 220° Detection Angle |
| K | 23813-AM-ORB | (C) | 9 | 60 | 25 | 86 | | | |

measurements shown in inches

Sedona

Oil Rubbed Bronze Finish
Clear Seedy Glass



A **2394-ORB**
11" Hanging Lantern



B **2370-ORB**
5.5" Wall Lantern



C **2371-ORB**
7" Wall Lantern



D **2381-ORB**
9" Wall Lantern



E **2391-ORB**
11" Wall Lantern



F **2396-ORB**
11" Post Lantern

| Item | Type | Bulbs | Watts | W | H | Ext | Backplate (W x H) | Features/Notes | Symbol |
|--------------------------|------|-------|-------|------|-------|-------|-------------------|----------------|--------|
| A 2394-ORB | (C) | 3 | 60 | 11 | 18.75 | | | 3' Chain | |
| B 2370-ORB | (M) | 1 | 60 | 5.50 | 10.75 | 8 | 4.50 x 6.50 | | |
| C 2371-ORB | (M) | 1 | 100 | 7 | 13 | 9.75 | 4.25 x 6.25 | | |
| D 2381-ORB | (C) | 3 | 60 | 9 | 16.25 | 11.75 | 4.50 x 10 | | |
| E 2391-ORB | (C) | 3 | 60 | 11 | 20 | 14.25 | 4.50 x 12 | | |
| F 2396-ORB | (C) | 3 | 60 | 11 | 23 | | | | |

measurements shown in inches

Sedona-ES

Oil Rubbed Bronze Finish
Amber Glass



A **ES2370-AM-ORB**
5.5" Wall Lantern



B **ES2371-AM-ORB**
7" Wall Lantern



C **ES2381-AM-ORB**
11" Wall Lantern



D **ES2391-AM-ORB**
11" Wall Lantern

| Item | Type | Bulbs | Watts | W | H | Ext | Backplate (W x H) | Features/Notes | Symbol | |
|------|---------------|-------|-------|----|------|-------|-------------------|----------------|------------|--|
| A | ES2370-AM-ORB | (CFL) | 1 | 13 | 5.50 | 11.25 | 7.75 | 4.50 x 6.50 | GU24 Lamps | |
| B | ES2371-AM-ORB | (CFL) | 1 | 13 | 7 | 13 | 9.75 | 4.50 x 6.50 | GU24 Lamps | |
| C | ES2381-AM-ORB | (CFL) | 1 | 18 | 11 | 20 | 11.75 | 4.50 x 10 | GU24 Lamps | |
| D | ES2391-AM-ORB | (CFL) | 1 | 18 | 11 | 23 | 14.25 | 4.50 x 10 | GU24 Lamps | |

measurements shown in inches

Sedona-ES

Oil Rubbed Bronze Finish
Amber Glass


















E **ES2375-AM-ORB**
13" Flushmount



F **ES2394-AM-ORB**
11" Hanging Lantern



G **FL2396-AM-ORB**
11" Post Lantern

| Item | Type | Bulbs | Watts | W | H | Ext | Backplate (W x H) | Features/Notes | Symbol |
|------|---------------|-------|-------|----|----|------|-------------------|---------------------|---|
| E | ES2375-AM-ORB | (CFL) | 1 | 22 | 13 | 5.25 | | GU24 Lamp |      |
| F | ES2394-AM-ORB | (CFL) | 1 | 18 | 11 | 19 | | GU24 Lamp, 3' Chain |      |
| G | FL2396-AM-ORB | (CFL) | 1 | 18 | 11 | 23 | | GU24 Lamp |      |

measurements shown in inches

Berkshire

Burnished Antique Copper Finish
Clear and Frosted Seedy Glass



A 20601-BAC
5.5" Wall Lantern



B 20611-BAC
7" Wall Lantern



C 20621-BAC
9" Wall Lantern



D 20631-BAC
11" Wall Lantern

| Item | Type | Bulbs | Watts | W | H | Ext | Backplate (W x H) | Features/Notes | Symbol |
|------|-----------|-------|-------|-----|------|-------|-------------------|----------------|--------|
| A | 20601-BAC | (M) | 1 | 60 | 5.50 | 8.50 | 6.50 | 4.50 x 5.25 | |
| B | 20611-BAC | (M) | 1 | 100 | 7 | 18 | 9 | 4.75 x 7.50 | |
| C | 20621-BAC | (C) | 3 | 60 | 9 | 23 | 11.50 | 5 x 9.75 | |
| D | 20631-BAC | (C) | 4 | 60 | 11 | 27.50 | 13.75 | 5 x 9.75 | |

measurements shown in inches

Berkshire

Burnished Antique Copper Finish
Clear and Frosted Seedy Glass



E **20634-BAC**
11" Hanging Lantern



F **20635-BAC**
11" Wall Sconce



H **20613-BAC**
3 Head Post Lantern



G **20626-BAC**
9" Post Lantern

| Item | Type | Bulbs | Watts | W | H | Ext | Backplate (W x H) | Features/Notes | Symbol |
|--------------------|------|-------|-------|----|-------|-----|-------------------|----------------|--------|
| E 20634-BAC | (C) | 4 | 60 | 11 | 25.25 | | | 3' Chain | |
| F 20635-BAC | (C) | 2 | 60 | 11 | 11 | | | | |
| G 20626-BAC | (C) | 3 | 60 | 9 | 22.50 | | | | |
| H 20613-BAC | (M) | 3 | 100 | 22 | 88.75 | | | | |

measurements shown in inches

Canyon Lake

Chestnut Finish
Aged Crackle and Optic Glass



A **20901-CHN**
5.5" Wall Lantern



B **20911-CHN**
7" Wall Lantern



C **20921-CHN**
9" Wall Lantern



D **20931-CHN**
11" Wall Lantern

| Item | Type | Bulbs | Watts | W | H | Ext | Backplate (W x H) | Features/Notes | Symbol |
|------|-----------|-------|-------|-----|------|-------|-------------------|----------------|--------|
| A | 20901-CHN | (M) | 1 | 60 | 5.50 | 10.50 | 8.25 | 4.75 x 8 | |
| B | 20911-CHN | (M) | 1 | 100 | 7 | 12.50 | 9 | 4.75 x 8 | |
| C | 20921-CHN | (C) | 3 | 60 | 9 | 16 | 11 | 4.75 x 8 | |
| D | 20931-CHN | (C) | 4 | 60 | 11 | 19.50 | 13.75 | 5.75 x 9.75 | |

measurements shown in inches

Canyon Lake

Chestnut Finish
Aged Crackle and Optic Glass









E **20934-CHN**
11" Hanging Lantern



F **20935-CHN**
12" Flushmount



G **20936-CHN**
11" Post Lantern

| Item | Type | Bulbs | Watts | W | H | Ext | Backplate (W x H) | Features/Notes | Symbol |
|------|-----------|-------|-------|----|----|------|-------------------|----------------|---|
| E | 20934-CHN | (C) | 4 | 60 | 11 | 19 | | 3' Chain |   |
| F | 20935-CHN | (M) | 2 | 60 | 12 | 6.50 | | |   |
| G | 20936-CHN | (C) | 4 | 60 | 11 | 24 | | |   |

measurements shown in inches



A **32121-ABP**
8" Wall Lantern



B **32131-ABP**
10" Wall Lantern



C **32136-ABP**
10" Post Lantern

| Item | Type | Bulbs | Watts | W | H | Ext | Backplate (W x H) | Features/Notes | Symbol |
|------|-----------|-------|-------|-----|----|-------|-------------------|----------------|--------|
| A | 32121-ABP | (M) | 1 | 100 | 8 | 10.75 | 8 | 7 x 6.50 | |
| B | 32131-ABP | (M) | 1 | 100 | 10 | 13.75 | 10 | 5.50 x 5.25 | |
| C | 32136-ABP | (M) | 1 | 100 | 10 | 17.75 | | | |

measurements shown in inches



A 22231-FC
9" Wall Lantern



B 22221-FC
7" Wall Lantern



C 22236-FC
9" Post Lantern

| Item | Type | Bulbs | Watts | W | H | Ext | Backplate (W x H) | Features/Notes | Symbol |
|------|----------|-------|-------|-----|---|-------|-------------------|----------------|--------|
| A | 22231-FC | (C) | 3 | 60 | 9 | 12.75 | 8.75 | 5.50 x 7 | |
| B | 22221-FC | (M) | 1 | 100 | 7 | 10.50 | 10.75 | 5.50 x 7 | |
| C | 22236-FC | (C) | 3 | 60 | 9 | 15.50 | | | |

measurements shown in inches



A 31811-CHA
5" Wall Lantern



C 31822-CHA
7" Wall Lantern



B 31821-CHA
7" Wall Lantern

| Item | Type | Bulbs | Watts | W | H | Ext | Backplate (W x H) | Features/Notes | Symbol |
|------|-----------|-------|-------|-----|---|-------|-------------------|----------------|--------|
| A | 31811-CHA | (M) | 1 | 100 | 5 | 9.25 | 5 | 5.0 x 5.0 | |
| B | 31821-CHA | (M) | 1 | 100 | 7 | 13 | 7.25 | 5.0 x 7 | |
| C | 31822-CHA | (M) | 1 | 100 | 7 | 11.25 | 4.50 | 7 x 9.75 | |

measurements shown in inches

Devonshire

Black Finish
Clear Glass

A **2961-BK**
6.25" Wall Lantern



B **2971-BK**
8" Wall Lantern



E **2984-BK**
9.5" Hanging Lantern



C **2976-BK**
8" Post Lantern



D **2981-BK**
9.5" Wall Lantern



F **2986-BK**
9.5" Post Lantern



| Item | Type | Bulbs | Watts | W | H | Ext | Backplate (W x H) | Features/Notes | Symbol |
|------|---------|-------|-------|----|------|-------|-------------------|----------------|--------|
| A | 2961-BK | (M) | 1 | 60 | 6.25 | 14.25 | 7.50 | 4.50 x 7.25 | |
| B | 2971-BK | (M) | 1 | 60 | 8 | 16.50 | 9.25 | 4.50 x 7.25 | |
| C | 2976-BK | (M) | 1 | 60 | 8 | 20 | | | |
| D | 2981-BK | (C) | 3 | 60 | 9.50 | 19 | 9.75 | 4.50 x 7.25 | |
| E | 2984-BK | (C) | 3 | 60 | 9.50 | 15 | | 3' Chain | |
| F | 2986-BK | (C) | 3 | 60 | 9.50 | 23.50 | | | |

measurements shown in inches

Oak Park

Mediterranean Patina Finish
Amber Patina Glass



A **30701-MP**
7" Wall Lantern



B **30711-MP**
9.5" Wall Lantern



C **30721-MP**
12" Wall Lantern



D **30726-MP**
12" Post Lantern



E **30724-MP**
12" Hanging Lantern

| Item | Type | Bulbs | Watts | W | H | Ext | Backplate (W x H) | Features/Notes | Symbol |
|----------|-----------------|-------|-------|-----|------|-------|-------------------|----------------|--------|
| A | 30701-MP | (M) | 1 | 100 | 7 | 9.50 | 8.50 | 4.75 x 6.25 | |
| B | 30711-MP | (C) | 3 | 60 | 9.50 | 13 | 11 | 4.75 x 8.75 | |
| C | 30721-MP | (C) | 4 | 60 | 12 | 16.50 | 14 | 4.75 x 10.75 | |
| D | 30726-MP | (C) | 4 | 60 | 12 | 19.75 | | | |
| E | 30724-MP | (C) | 4 | 60 | 12 | 17.50 | | 3' Chain | |

measurements shown in inches



A 2701-BK
7.5" Wall Lantern



B 2712-BK
8.25" Wall Lantern



C 2722-BK
9" Wall Lantern



D 2726-BK
9" Post Lantern

| Item | Type | Bulbs | Watts | W | H | Ext | Backplate (W x H) | Features/Notes | Symbol |
|------|---------|-------|-------|-----|------|-------|-------------------|----------------|--------|
| A | 2701-BK | (M) | 1 | 100 | 7.50 | 14.50 | 8.25 | 5.25 x 7.25 | |
| B | 2712-BK | (C) | 2 | 60 | 8.25 | 13 | 7 | 5.50 x 7.25 | |
| C | 2722-BK | (C) | 3 | 60 | 9 | 18.50 | 9.75 | 5.25 x 9 | |
| D | 2726-BK | (C) | 3 | 60 | 9 | 21.25 | | | |

measurements shown in inches

Capella

Black Finish
Satin Crackle Glass



A 2864-BK
11" Hanging Lantern



B 2867-BK
6.5" Wall Lantern



C 2868-BK
9" Wall Lantern



D 2866-BK
9" Post Lantern



E 2867MD-BK
6.5" Wall Lantern MD



F 2868MD-BK
9" Wall Lantern MD

| Item | Type | Bulbs | Watts | W | H | Ext | Backplate (W x H) | Features/Notes | Symbol |
|-------------|------|-------|-------|------|-------|-------|-------------------|----------------------|--------|
| A 2864-BK | (M) | 1 | 100 | 11 | 20 | | | 3' Chain | |
| B 2867-BK | (M) | 1 | 100 | 6.50 | 13.50 | 7.75 | 4.50 x 5 | | |
| C 2868-BK | (M) | 1 | 100 | 9 | 18 | 10.75 | 4.50 x 6.75 | | |
| D 2866-BK | (M) | 1 | 100 | 9 | 19.25 | | | | |
| E 2867MD-BK | (M) | 1 | 100 | 6.50 | 15.50 | 8.75 | 4.50 x 6.50 | 180° Detection Angle | |
| F 2868MD-BK | (M) | 1 | 100 | 9 | 20 | 10 | 4.75 x 6.75 | 180° Detection Angle | |

measurements shown in inches

Capella

Autumn Gold Finish
Satin Crackle Glass



A **2867-AG**
6.5" Wall Lantern



B **2868-AG**
9" Wall Lantern



C **2866-AG**
9" Post Lantern



D **2867MD-AG**
6.5" Wall Lantern MD



E **2868MD-AG**
9" Wall Lantern MD

| Item | Type | Bulbs | Watts | W | H | Ext | Backplate (W x H) | Features/Notes | Symbol |
|------|-----------|-------|-------|-----|------|-------|-------------------|----------------|--------------------------|
| A | 2867-AG | (M) | 1 | 100 | 6.50 | 13.50 | 7.75 | 4.50 x 5 | |
| B | 2868-AG | (M) | 1 | 100 | 9 | 18 | 10.75 | 4.50 x 6.75 | |
| C | 2866-AG | (M) | 1 | 100 | 9 | 19.25 | | | |
| D | 2867MD-AG | (M) | 1 | 100 | 6.50 | 15.50 | 8.75 | 4.50 x 6.50 | 180° Detection Angle |
| E | 2868MD-AG | (M) | 1 | 100 | 9 | 20 | 10 | 4.75 x 6.75 | 180° Detection Angle |

measurements shown in inches

Westchester

Bronze Finish
Amber Glass



A 30511-AM-BZ
7" Wall Lantern



B 30521-AM-BZ
9" Wall Lantern



C 30531-AM-BZ
11" Wall Lantern



D 30536-AM-BZ
11" Post Lantern

| Item | Type | Bulbs | Watts | W | H | Ext | Backplate (W x H) | Features/Notes | Symbol |
|------|-------------|-------|-------|-----|----|-------|-------------------|----------------|--------|
| A | 30511-AM-BZ | (M) | 1 | 100 | 7 | 12.75 | 9 | 4.75 x 7 | |
| B | 30521-AM-BZ | (C) | 2 | 60 | 9 | 16 | 11.75 | 4.75 x 7 | |
| C | 30531-AM-BZ | (C) | 3 | 60 | 11 | 19.50 | 13.50 | 4.75 x 9.25 | |
| D | 30536-AM-BZ | (C) | 3 | 60 | 11 | 21 | | | |

measurements shown in inches

Westchester

Bronze Finish and Rustic Silver Finish
Clear Seedy Glass



A 30511-RS
7" Wall Lantern



A 30511-BZ
7" Wall Lantern



B 30521-BZ
9" Wall Lantern



C 30531-BZ
11" Wall Lantern

| Item | Type | Bulbs | Watts | W | H | Ext | Backplate (W x H) | Features/Notes | Symbol |
|------|-------------|-------|-------|-----|----|-------|-------------------|----------------|--------|
| A | 30511-RS/BZ | (M) | 1 | 100 | 7 | 12.75 | 9 | 4.75 x 7 | |
| B | 30521-BZ | (C) | 2 | 60 | 9 | 16 | 11.75 | 4.75 x 7 | |
| C | 30531-BZ | (C) | 3 | 60 | 11 | 19.50 | 13.50 | 4.75 x 9.25 | |

measurements shown in inches

Westchester-ES

Bronze Finish
Amber Glass



A **ES30511-AM-BZ**
7" Wall Lantern



C **ES30531-AM-BZ**
11" Wall Lantern



B **ES30521-AM-BZ**
9.25" Wall Lantern



| Item | Type | Bulbs | Watts | W | H | Ext | Backplate (W x H) | Features/Notes | Symbol | |
|------|---------------|-------|-------|----|------|-------|-------------------|----------------|------------|--|
| A | ES30511-AM-BZ | (CFL) | 1 | 13 | 7 | 12.75 | 9 | 4.75 x 6.50 | GU24 Lamps | |
| B | ES30521-AM-BZ | (CFL) | 1 | 13 | 9.25 | 15.75 | 11.50 | 4.75 x 7.25 | GU24 Lamps | |
| C | ES30531-AM-BZ | (CFL) | 1 | 18 | 11 | 19.50 | 13.50 | 4.75 x 9.25 | GU24 Lamps | |

measurements shown in inches

Tiverton

Autumn Gold Finish, Black Finish and White Finish
Clear Glass




A 2420MD-AG
6.25" Wall Lantern MD



A 2420MD-BK
6.25" Wall Lantern MD



A 2420MD-WH
6.25" Wall Lantern MD

| Item | Type | Bulbs | Watts | W | H | Ext | Backplate (W x H) | Features/Notes | Symbol |
|--------------------------|------|-------|-------|------|-------|-----|-------------------|----------------------|---|
| A 2420MD-AG/BK/WH | (M) | 1 | 100 | 6.25 | 16.25 | 8 | 4.50 x 6.50 | 180° Detection Angle |  |

measurements shown in inches

Tiverton

Black Finish
Clear Glass



A 2420-BK
6.5" Wall Lantern



B 2421-BK
8" Wall Lantern



C 2431-BK
9.5" Wall Lantern



D 2422-BK
8" Wall Lantern

| Item | Type | Bulbs | Watts | W | H | Ext | Backplate (W X H) | Features/Notes | Symbol |
|-----------|------|-------|-------|------|-------|------|-------------------|----------------|--------|
| A 2420-BK | (M) | 1 | 100 | 6.50 | 14.75 | 7.75 | 4.50 x 5.50 | | |
| B 2421-BK | (M) | 1 | 100 | 8 | 16 | 9.25 | 4.50 x 7.25 | | |
| C 2431-BK | (M) | 1 | 100 | 9.50 | 18.25 | 9.50 | 4.50 x 7.25 | | |
| D 2422-BK | (M) | 1 | 100 | 8 | 21.50 | 9.25 | 4.50 x 7.25 | | |

measurements shown in inches

Tiverton

Black Finish
Clear Glass



E **2432-BK**
9.5" Wall Lantern











F **2442-BK**
13" Wall Lantern



G **2436-BK**
9.5" Post Lantern



H **2446-BK**
13" Post Lantern

| Item | Type | Bulbs | Watts | W | H | Ext | Backplate (W x H) | Features/Notes | Symbol |
|------------------|------|-------|-------|------|-------|-------|-------------------|----------------|---|
| E 2432-BK | (M) | 1 | 100 | 9.50 | 24.25 | 9.50 | 4.50 x 7.25 | |   |
| F 2442-BK | (C) | 3 | 60 | 13 | 29.25 | 13.75 | 4.50 x 13.75 | |   |
| G 2436-BK | (M) | 1 | 100 | 9.50 | 21.50 | | | |   |
| H 2446-BK | (C) | 3 | 60 | 13 | 27.50 | | | |   |

measurements shown in inches

Value Cast Aluminum

Autumn Gold Finish, Black Finish and White Finish
Clear Glass



A 2461-BK
7" Wall Lantern



B 2461-AG
7" Wall Lantern



C 2461-WH
7" Wall Lantern



D 2462-BK
7" Wall Lantern



E 2462-AG
7" Wall Lantern



F 2462-WH
7" Wall Lantern

| Item | Type | Bulbs | Watts | W | H | Ext | Backplate (W x H) | Features/Notes | Symbol |
|------|---------|-------|-------|-----|---|-------|-------------------|----------------|--------|
| A | 2461-BK | (M) | 1 | 100 | 7 | 14.25 | 9 | 4.25 x 5.75 | |
| B | 2461-AG | (M) | 1 | 100 | 7 | 14.25 | 9 | 4.25 x 5.75 | |
| C | 2461-WH | (M) | 1 | 100 | 7 | 14.25 | 9 | 4.25 x 5.75 | |
| D | 2462-BK | (M) | 1 | 100 | 7 | 14.25 | 9 | 4.25 x 5.75 | |
| E | 2462-AG | (M) | 1 | 100 | 7 | 14.25 | 9 | 4.25 x 5.75 | |
| F | 2462-WH | (M) | 1 | 100 | 7 | 14.25 | 9 | 4.25 x 5.75 | |

measurements shown in inches

Value Cast Aluminum

Autumn Gold Finish and Black Finish
Clear Glass



Finial Included



A **2861-AG**
5.25" Aluminum Wall Lantern

A **2861-BK**
5.25" Aluminum Wall Lantern



C **2952-BK**
13" Wall Lantern



B **2067-BK**
11" Flushmount



D **2956-BK**
13" Post Lantern

| Item | Type | Bulbs | Watts | W | H | Ext | Backplate (W x H) | Features/Notes | Symbol | |
|------|------------|-------|-------|-----|------|-------|-------------------|----------------|-----------------|--|
| A | 2861-AG/BK | (M) | 1 | 100 | 5.25 | 8 | 7 | 4.50 x 2.50 | Finial Included | |
| B | 2067-BK | (M) | 1 | 100 | 11 | 5 | | | | |
| C | 2952-BK | (C) | 3 | 60 | 13 | 30.50 | 13.50 | 4.50 x 13.75 | | |
| D | 2956-BK | (C) | 3 | 60 | 13 | 28 | | | Fits 3" Post | |

measurements shown in inches

Beveled Lanterns

Pewter, Distressed Bronze, Distressed Bronze & Rust Patina Finishes
Clear Glass



A **1101-PW**
7" Wall Lantern



C **1273-RP**
7" Wall Lantern



Convertible



Convertible



B **1103-PW**
1103-DB
7" Wall Lantern



Convertible

D **30223-PW**
5.25" Wall Lantern

| Item | Type | Bulbs | Watts | W | H | Ext | Backplate (W x H) | Features/Notes | Symbol |
|------|------------|-------|-------|-----|------|-------|-------------------|----------------|-----------------|
| A | 1101-PW | (M) | 1 | 100 | 7 | 13 | 6.75 | 4.75 x 5.50 | |
| B | 1103-PW/DB | (M) | 1 | 100 | 7 | 24 | 6.75 | 4.75 x 5.50 | Convertible |
| C | 1273-RP | (M) | 1 | 100 | 7 | 25.25 | 6.75 | 4.75 x 4.75 | Convertible |
| D | 30223-PW | (M) | 1 | 100 | 5.25 | 15.50 | 6 | 4.75 x 4.75 | Convertible |

measurements shown in inches

Value

Porch Lights

Finish: Black, Pewter, Rust Patina and White
Glass: Clear



A **1161-RP**
4.75" Wall Lantern

B **1161-PW**
4.75" Wall Lantern



C **1161-BK**
4.75" Wall Lantern



D **2061-BK**
4.5" Wall Lantern



E **2061-WH**
4.5" Wall Lantern

Builder-ES

Finish: Black and Pewter Finish with White Glass
Rust Patina Finish with Amber Glass



F **ES1161-PW**
4.75" Wall Lantern



G **ES1161-BK**
4.75" Wall Lantern



H **ES1161-RP**
4.75" Wall Lantern

| Item | Type | Bulbs | Watts | W | H | Ext | Backplate (W x H) | Features/Notes | Symbol | |
|------|-----------|-------|-------|-----|------|------|-------------------|----------------|------------|--|
| A | 1161-RP | (M) | 1 | 60 | 4.75 | 8 | 5.75 | | | |
| B | 1161-PW | (M) | 1 | 60 | 4.75 | 8 | 5.75 | | | |
| C | 1161-BK | (M) | 1 | 60 | 4.75 | 8 | 5.75 | | | |
| D | 2061-BK | (M) | 1 | 100 | 4.50 | 7 | 5.75 | | | |
| E | 2061-WH | (M) | 1 | 100 | 4.50 | 7 | 5.75 | | | |
| F | ES1161-PW | (CFL) | 1 | 13 | 4.75 | 7.50 | 5.75 | 4.75 x 4.25 | GU24 Lamps | |
| G | ES1161-BK | (CFL) | 1 | 13 | 4.75 | 7.50 | 5.75 | 4.75 x 9.25 | GU24 Lamps | |
| H | ES1161-RP | (CFL) | 1 | 13 | 4.75 | 7.50 | 5.75 | 4.75 x 4.75 | GU24 Lamps | |

measurements shown in inches

3 Head Post Lanterns

Riviera


Finish: Black and White
Glass: Clear Glass



A 1923-BK/WH
3 Head Post Lantern

Sedona

Finish: Oil Rubbed Bronze
Glass: Amber Glass



B 23813-AM-ORB
3 Head Post Lantern

Berkshire

Finish: Burnished Antique Copper
Glass: Clear and Frosted Seedy Glass



C 20613-BAC
3 Head Post Lantern

| Item | Type | Bulbs | Watts | W | H | Ext | Backplate (W x H) | Features/Notes | Symbol | Page |
|------|--------------|-------|-------|-----|-------|-------|-------------------|----------------|--------|------|
| A | 1923-BK/WH | (M) | 3 | 100 | 23.50 | 84.50 | | | CAST | |
| B | 23813-AM-ORB | (C) | 9 | 60 | 25 | 86 | | | CAST | 310 |
| C | 20613-BAC | (M) | 3 | 100 | 22 | 88.75 | | | CAST | 315 |

measurements shown in inches

Value Cast Aluminum

Bulkhead

Finish: White
Glass: Ribbed Frosted



A **2071-WH**
5" Oval Bulkhead w/Guard



B **2073-WH**
7" Round Bulkhead w/Guard

Address Light

Pier Mounts



C **31310-BK**
10.25" Address Light



D **1916-BK**
5.75" Cast Pier Mount



E **1916-ORB**
5.75" Cast Pier Mount

| Item | Type | Bulbs | Watts | W | H | Ext | Backplate (W x H) | Features/Notes | Symbol |
|------|----------|---------|-------|----|-------|------|-------------------|--|--------|
| A | 2071-WH | (M) | 1 | 60 | 5 | 8.50 | 9 | | |
| B | 2073-WH | (M) | 1 | 60 | 7 | 7.75 | 9 | | |
| C | 31310-BK | (Wedge) | 2 | 3 | 10.25 | 5.25 | 2.25 | (Wedge) 3W(14 Volt) Incl. 3 sets of ea. number | |
| D | 1916-BK | | | | 5.75 | 3.50 | | | |
| E | 1916-ORB | | | | 5.75 | 3.50 | | | |

measurements shown in inches

Security Lighting



SECURITY

MOTION-DETECTOR

Motion Detectors-Security

The beauty and elegance of Solid Cast Aluminum with **Three** functions in **One**:

1. Motion Detector
2. Dusk 'til Dawn operation
3. Conventional lantern



3 in 1



A **2371MD-MP**
7" Wall Lantern



3 in 1



B **2867MD-AG**
6.5" Wall Lantern



C **2868MD-AG**
9" Wall Lantern



3 in 1



D **2420MD-AG**
6.25" Wall Lantern



E **2900MD-AG**
7.5" Wall Lantern

| Item | Type | Bulbs | Watts | W | H | Ext | Backplate (W x H) | Features/Notes | Symbol | Page | |
|------|-----------|-------|-------|-----|------|-------|-------------------|----------------|---------------------|------|-----|
| A | 2371MD-MP | (M) | 1 | 100 | 7 | 12 | 9.75 | 4.50 x 6.50 | 220° Detector Angle | | 308 |
| B | 2867MD-AG | (M) | 1 | 100 | 6.50 | 15.50 | 8.75 | 4.50 x 6.50 | 180° Detector Angle | | 325 |
| C | 2868MD-AG | (M) | 1 | 100 | 9 | 20 | 10 | 4.50 x 6.50 | 180° Detector Angle | | 325 |
| D | 2420MD-AG | (M) | 1 | 100 | 6.25 | 16.25 | 8 | 4.50 x 6.50 | 180° Detector Angle | | 329 |
| E | 2900MD-AG | (M) | 1 | 100 | 7.50 | 12.50 | 10.75 | 4.75 x 7 | 180° Detector Angle | | |

measurements shown in inches

Motion Detectors-Security

The beauty and elegance of Solid Cast Aluminum with **Three** functions in **One**:

1. Motion Detector
2. Dusk 'til Dawn operation
3. Conventional lantern



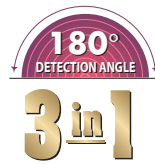
A 2371MD-ORB
7" Wall Lantern



B 2867MD-BK
6.5" Wall Lantern



C 2868MD-BK
9" Wall Lantern



D 2420MD-BK
2420MD-WH
6.25" Wall Lantern



| Item | Type | Bulbs | Watts | W | H | Ext | Backplate (W x H) | Features/Notes | Symbol | Page |
|-----------------------|------|-------|-------|------|-------|------|-------------------|---------------------|--------|------|
| A 2371MD-ORB | (M) | 1 | 100 | 7 | 12 | 9.75 | 4.50 x 6.50 | 220° Detector Angle | | 362 |
| B 2867MD-BK | (M) | 1 | 100 | 6.50 | 15.50 | 8.75 | 4.50 x 6.50 | 180° Detector Angle | | 376 |
| C 2868MD-BK | (M) | 1 | 100 | 9 | 20 | 10 | 4.50 x 6.50 | 180° Detector Angle | | 376 |
| D 2420MD-BK/WH | (M) | 1 | 100 | 6.25 | 16.25 | 8 | 4.50 x 6.50 | 180° Detector Angle | | 376 |

measurements shown in inches

Motion Detectors-Security

Motion Detector Flood Light Twin Light

Finish: White - 06
Distressed Bronze - 87



A P218C-06
P218C-87
Area & Security



Motion Detector Quartz Halogen Twin Light



B PH218S-87
PH218S-06
Quartz Halogen

Quartz Halogen Twin Security Light

Finish: White - 06
Distressed Bronze - 87



C Q102H-06
Q102H-87
Quartz Halogen



D Q152-87
Q152-06
Quartz Halogen

| Item | Type | Bulbs | Watts | W | H | Ext | Backplate (W x H) | Features/Notes | Symbol |
|-----------------------|------|-------|-------|-------|-------|------|-------------------|--|--------|
| A P218C-06/87 | (M) | 2 | 150 | 16.50 | 7.25 | 7.25 | 4.50 x 4.50 | Bulb Shield Incl for PAR38 Flood Lamp, 180° Detector Angle | |
| B PH218S-06/87 | (H) | 2 | 100 | 9.75 | 10.25 | 5.25 | 4.25 x 4.25 | 180° Detector Angle | |
| C Q102H-06/87 | (H) | 2 | 100 | 10.50 | 4.75 | 7 | 4.75 x 4.75 | | |
| D Q152-06/87 | (H) | 2 | 150 | 11 | 6 | 6.25 | 4.75 x 4.75 | | |

measurements shown in inches

Index

| Item | Page | Item | Page | Item | Page | Item | Page |
|--------------|----------|-------------|----------|--------------|----------|-------------|----------|
| 1101-PW | 386 | 15006-1B-34 | 189, 297 | 2370-AM-MP | 359 | 2867MD-BK | 376, 392 |
| 1103-DB | 386 | 15006-1B-35 | 192, 297 | 2370-AM-ORB | 361 | 2868-AG | 377 |
| 1103-PW | 386 | 15006-3-34 | 188, 236 | 2370-ORB | 363 | 2868-BK | 376 |
| 1161-BK | 387 | 15006-3-35 | 191, 236 | 2371-AM-MP | 359 | 2868MD-AG | 377, 391 |
| 1161-PW | 387 | 15006-3B-34 | 189, 297 | 2371-AM-ORB | 361 | 2868MD-BK | 376, 392 |
| 1161-RP | 387 | 15006-3B-35 | 192, 297 | 2371-ORB | 363 | 2900MD-AG | 391 |
| 1245L-ORB | 256 | 15006-4B-34 | 189, 297 | 2371MD-MP | 360, 391 | 2952-BK | 385 |
| 1245L-PW | 256 | 15006-4B-35 | 192, 297 | 2371MD-ORB | 262, 392 | 2956-BK | 385 |
| 1245L-WH | 256 | 15006-5-34 | 187 | 2375-AM-MP | 359 | 2961-BK | 373 |
| 1245M-ORB | 256 | 15006-5-35 | 190 | 2375-AM-ORB | 361 | 2971-BK | 373 |
| 1245M-PW | 256 | 15006-DP-34 | 188, 221 | 2381-AM-MP | 359 | 2976-BK | 373 |
| 1245M-WH | 256 | 15006-DP-35 | 191, 221 | 2381-AM-ORB | 361 | 2981-BK | 373 |
| 1245S-ORB | 256 | 15006-MP-34 | 188, 232 | 2381-ORB | 363 | 2984-BK | 373 |
| 1245S-PW | 256 | 15006-MP-35 | 191, 232 | 23813-AM-ORB | 362, 388 | 2986-BK | 373 |
| 1245S-WH | 256 | 15006-SF-34 | 187, 246 | 23853-AM-ORB | 239, 362 | 30223-PW | 386 |
| 1245XL-ORB | 256 | 15006-SF-35 | 190, 246 | 23854-AM-ORB | 239, 362 | 30511-AM-BZ | 378 |
| 1245XL-PW | 256 | 1532-PVD-PB | 357 | 2391-AM-MP | 360 | 30511-BZ | 379 |
| 1245XL-WH | 256 | 1542-PVD-PB | 357 | 2391-AM-ORB | 362 | 30511-RS | 379 |
| 1257L-ORB-AL | 254 | 1552-PVD-PB | 357 | 2391-ORB | 363 | 30521-AM-BZ | 378 |
| 1257L-SP-AL | 254 | 1554-PVD-PB | 357 | 2394-AM-MP | 222, 360 | 30521-BZ | 379 |
| 1257L-WH-AL | 255 | 1556-PVD-PB | 357 | 2394-AM-ORB | 222, 361 | 30531-AM-BZ | 378 |
| 1257L-WM-AM | 255 | 1751-RT | 356 | 2394-ORB | 222, 363 | 30531-BZ | 379 |
| 1257M-PW-AL | 254 | 1761-RT | 356 | 2396-AM-MP | 360 | 30536-AM-BZ | 378 |
| 1257M-SP-AL | 254 | 1766-RT | 356 | 2396-AM-ORB | 362 | 30701-MP | 374 |
| 1257M-WH-AL | 255 | 1916-BK | 389 | 2396-ORB | 363 | 30711-MP | 374 |
| 1257M-WM-AM | 255 | 1916-ORB | 389 | 2420-BK | 382 | 30721-MP | 374 |
| 1257S--PW-AL | 254 | 1923-BK | 388 | 2420MD-AG | 381, 391 | 30724-MP | 374 |
| 1257S-ORB-AL | 254 | 1923-WH | 388 | 2420MD-BK | 381, 392 | 30725-MP | 374 |
| 1257S-SP-AL | 254 | 20601-BAC | 366 | 2421-BK | 382 | 30726-MP | 374 |
| 1257S-WH-AL | 255 | 2061-BK | 387 | 2422-BK | 382 | 30811-ABP | 358 |
| 1257S-WM-AM | 255 | 2061-WH | 387 | 2431-BK | 382 | 30821-ABP | 358 |
| 1259-ORB | 253 | 20611-BAC | 366 | 2432-BK | 383 | 30831-ABP | 358 |
| 1259-SP | 253 | 20613-BAC | 367, 388 | 2436-BK | 383 | 30834-ABP | 358 |
| 1273-RP | 386 | 20621-BAC | 366 | 2442-BK | 383 | 30836-ABP | 358 |
| 1457L-PW-AL | 254 | 20626-BAC | 367 | 2446-BK | 383 | 31111-MP | 347 |
| 1457M-ORB-AL | 254 | 20631-BAC | 366 | 2461-AG | 384 | 31111-ORB | 346 |
| 15005-1B-34 | 186, 296 | 20634-BAC | 367 | 2461-BK | 384 | 31121-MP | 347 |
| 15005-1B-35 | 183, 296 | 20635-BAC | 367 | 2461-WH | 384 | 31121-ORB | 346 |
| 15005-3-34 | 185 | 2067-BK | 385 | 2462-AG | 384 | 31131-MP | 347 |
| 15005-3-35 | 182 | 2071-WH | 389 | 2462-BK | 384 | 31131-ORB | 346 |
| 15005-3B-34 | 186, 296 | 2073-WH | 389 | 2462-WH | 384 | 31134-MP | 347 |
| 15005-3B-35 | 183, 296 | 20901-CHN | 368 | 2701-BK | 375 | 31136-MP | 347 |
| 15005-4B-34 | 186, 296 | 20911-CHN | 368 | 2712-BK | 375 | 31136-ORB | 346 |
| 15005-4B-35 | 183, 296 | 20921-CHN | 368 | 2722-BK | 375 | 31310-BK | 389 |
| 15005-5-34 | 184 | 20931-CHN | 368 | 2726-BK | 375 | 31311-BZ | 349 |
| 15005-5-35 | 181 | 20934-CHN | 369 | 27420MD-WH | 381, 392 | 31321-BZ | 349 |
| 15005-DP-34 | 185, 221 | 20935-CHN | 369 | 2861-AG | 385 | 31331-BZ | 349 |
| 15005-DP-35 | 182, 221 | 20936-CHN | 369 | 2861-BK | 385 | 31336-BZ | 349 |
| 15005-IP-34 | 185, 220 | 22221-FC | 371 | 2864-BK | 376 | 31811-CHA | 372 |
| 15005-IP-35 | 182, 220 | 22231-FC | 371 | 2866-AG | 377 | 31821-CHA | 372 |
| 15005-MP-34 | 185, 231 | 22236-FC | 371 | 2866-BK | 376 | 31822-CHA | 372 |
| 15005-MP-35 | 182, 231 | 22622-BNB | 351 | 2867-AG | 377 | 32121-ABP | 370 |
| 15005-SF-34 | 184, 246 | 22632-BNB | 351 | 2867-BK | 376 | 32131-ABP | 370 |
| 15005-SF-35 | 181, 245 | 22636-BNB | 351 | 2867MD-AG | 377, 391 | 32136-ABP | 370 |

Index

| Item | Page | Item | Page | Item | Page | Item | Page |
|-------------|----------|-----------|------|------------|----------|------------|----------|
| 33121-WP | 345 | 6603-ORB | 313 | 67901-SP | 306 | 82932-BNB | 109, 217 |
| 33131-WP | 345 | 6603-SP | 313 | 67903-SP | 306 | 82932-SP | 105, 217 |
| 33141-WP | 345 | 6604-ORB | 313 | 67904-SP | 306 | 82938-BNB | 110 |
| 33146-WP | 345 | 6604-SP | 313 | 68001-OSB | 304 | 82938-SP | 106 |
| 33231-ABP | 352 | 6613-BN | 315 | 68002-OSB | 304 | 829812-BNB | 108 |
| 33241-ABP | 352 | 6614-BN | 315 | 68003-OSB | 304 | 82983-BNB | 109 |
| 33246-ABP | 352 | 6621-CH | 302 | 68004-OSB | 304 | 82983-SP | 105 |
| 33321-EB | 353 | 6623-CH | 302 | 68101-SP | 306 | 82985-BNB | 109 |
| 33331-EB | 353 | 6624-CH | 302 | 68103-SP | 306 | 82985-SP | 105 |
| 33531-WP | 355 | 6631-TU | 301 | 68104-SP | 306 | 82989-BNB | 110 |
| 33541-WP | 355 | 6633-TU | 301 | 68601-OEB | 310 | 82989-SP | 104 |
| 33546-WP | 355 | 6634-TU | 301 | 68601-SP | 310 | 83601-TU | 79, 281 |
| 33621-APW | 354 | 6661-BBR | 301 | 68603-OEB | 310 | 83603-TU | 79, 281 |
| 33631-APW | 354 | 6663-BBR | 301 | 68603-SP | 310 | 83604-TU | 79, 281 |
| 33634-APW | 354 | 6664-BBR | 301 | 68604-OEB | 310 | 83611-TU | 78, 242 |
| 33636-APW | 354 | 6671-CH | 304 | 68604-SP | 310 | 83630-TU | 78, 230 |
| 34121-BK | 319, 342 | 6673-CH | 304 | 7103LED-05 | 341 | 83686-TU | 78 |
| 34231-BK | 319, 342 | 6674-CH | 304 | 81801-FSN | 199, 299 | 83689-TU | 77 |
| 4562-SI | 305 | 6681-SP | 309 | 81802-FSN | 199, 299 | 83703-ART | 159, 298 |
| 4563-SI | 305 | 6683-SP | 309 | 81803-FSN | 199, 299 | 83711-ART | 158, 245 |
| 4564-SI | 305 | 6684-SP | 309 | 81804-FSN | 199, 299 | 83731-ART | 159, 219 |
| 4732-PW | 255 | 6691-CH | 273 | 81811-FSN | 197, 246 | 83786-ART | 159 |
| 4732-WH | 255 | 6691-OSB | 273 | 81821-FSN | 196, 253 | 83789-ART | 158 |
| 4772-AM-ABP | 314 | 6693-CH | 273 | 81830-FSN | 196, 232 | 83801-FBZ | 52, 279 |
| 4772-PW | 314 | 6693-OSB | 273 | 81831-FSN | 198, 221 | 83803-FBZ | 52, 279 |
| 4773-AM-ABP | 314 | 6694-CH | 273 | 81832-FSN | 197, 221 | 83804-FBZ | 52, 279 |
| 4773-PW | 314 | 6694-OSB | 273 | 81838-FSN | 197 | 83811-FBZ | 52, 241 |
| 4774-AM-ABP | 314 | 6701-CH | 309 | 81883-FSN | 198 | 83830-FBZ | 52, 230 |
| 4774-PW | 314 | 6703-CH | 309 | 81885-FSN | 198 | 83831-FBZ | 51, 218 |
| 4963-CH | 315 | 6704-CH | 309 | 81889-FSN | 196 | 83884-FBZ | 51 |
| 4964-CH | 315 | 6711-SP | 305 | 82101-WM | 73, 280 | 83886-FBZ | 51 |
| 4967-CH | 315 | 6713-SP | 305 | 82102-WM | 73, 280 | 83889-FBZ | 50 |
| 6020-AST | 321 | 6714-SP | 305 | 82103-WM | 73, 280 | 83901-CH | 94, 284 |
| 6021-AST | 321 | 6721-CH | 308 | 82104-WM | 73, 280 | 83903-CH | 94, 284 |
| 6030-WH | 321 | 6721-ORB | 308 | 82111-WM | 71, 242 | 83904-CH | 94, 284 |
| 6031-WH | 321 | 6723-CH | 308 | 82121-WM | 70, 253 | 83911-CH | 92, 243 |
| 6040-CH | 321 | 6723-ORB | 308 | 82130-WM | 70, 230 | 83930-CH | 94, 229 |
| 6041-CH | 321 | 6724-CH | 308 | 82131-WM | 71, 218 | 839812-CH | 92 |
| 6080-VB | 320 | 6724-ORB | 308 | 82138-WM | 72 | 83984-CH | 93 |
| 6202-ART | 219 | 6731-BBR | 303 | 82183-WM | 72 | 83986-CH | 93 |
| 6203-ARS | 134, 233 | 6731-CH | 303 | 82186-WM | 71 | 84101-CHA | 67, 280 |
| 6204-ORB | 134, 233 | 6733-BBR | 303 | 82189-WM | 70 | 84103-CHA | 67, 280 |
| 6205-AP | 134, 233 | 6733-CH | 303 | 82901-BNB | 111, 286 | 84104-CHA | 67, 280 |
| 6452-CH | 302 | 6734-BBR | 303 | 82901-SP | 107, 286 | 84111-CHA | 66, 242 |
| 6453-CH | 302 | 6734-CH | 303 | 82902-BNB | 111, 286 | 84130-CHA | 65, 232 |
| 6454-CH | 302 | 67502-BBR | 307 | 82902-SP | 107, 286 | 84131-CHA | 66, 217 |
| 6492-CH | 307 | 67503-BBR | 307 | 82903-BNB | 111, 286 | 84183-CHA | 66, 235 |
| 6493-CH | 307 | 67504-BBR | 307 | 82903-SP | 107, 286 | 84186-CHA | 65 |
| 6494-CH | 307 | 67601-SP | 312 | 82904-BNB | 111, 286 | 84201-CH | 88, 283 |
| 6495-CH | 307 | 67603-SP | 312 | 82904-SP | 107, 286 | 84203-CH | 88, 283 |
| 6601-ORB | 313 | 67604-SP | 312 | 82911-BNB | 110, 243 | 84204-CH | 88, 283 |
| 6601-SP | 313 | 67701-SP | 312 | 82911-SP | 106, 243 | 84211-CH | 86, 242 |
| 6602-ORB | 313 | 67703-SP | 312 | 82930-BNB | 108, 229 | 84230-CH | 88, 229 |
| 6602-SP | 313 | 67704-SP | 312 | 82930-SP | 106, 229 | 84231-CH | 87, 213 |

Index

| Item | Page | Item | Page | Item | Page | Item | Page |
|-----------|----------|-----------|----------|-----------|--------------|-----------|---------|
| 84283-CH | 87, 234 | 85231-ORB | 194, 221 | 86131-BBR | 54, 217 | 86989-BBR | 124 |
| 84286-CH | 87 | 85232-ORB | 194, 221 | 86184-BBR | 54 | 86989-SP | 127 |
| 84289-CH | 86 | 85283-ORB | 194, 235 | 86186-BBR | 54 | 87001-WI | 58, 289 |
| 84401-ART | 162, 292 | 85285-ORB | 193 | 86189-BBR | 53 | 87003-WI | 58, 289 |
| 84403-ART | 162, 292 | 85401-OSB | 62 | 86201-SP | 103, 285 | 87011-WI | 57, 241 |
| 84404-ART | 162, 292 | 85411-OSB | 64, 242 | 86203-SP | 103, 285 | 87030-WI | 58, 227 |
| 84411-ART | 161, 245 | 85430-OSB | 64, 227 | 86204-SP | 103, 285 | 87031-WI | 57, 215 |
| 84430-ART | 160, 231 | 85431-OSB | 63, 215 | 86211-SP | 101, 243 | 87083-WI | 57 |
| 84483-ART | 161 | 85432-OSB | 63, 215 | 86230-SP | 103, 228 | 87085-WI | 56 |
| 84485-ART | 161 | 85438-OSB | 63, 215 | 86231-SP | 102, 217 | 87101-OEB | 41, 277 |
| 84489-ART | 160 | 85483-OSB | 64 | 86283-SP | 102 | 87101-OSB | 38, 277 |
| 84501-CH | 100, 285 | 85485-OSB | 62 | 86285-SP | 102 | 87103-OEB | 41, 277 |
| 84503-CH | 100, 285 | 85501-NI | 157, 292 | 86286-SP | 101 | 87103-OSB | 38, 277 |
| 84504-CH | 100, 285 | 85502-NI | 157, 320 | 86501-CHA | 47, 278 | 87104-OEB | 41, 277 |
| 84511-CH | 98, 243 | 85503-NI | 157, 292 | 86503-CHA | 47, 278 | 87104-OSB | 38, 277 |
| 84530-CH | 99, 229 | 85504-NI | 157, 292 | 86504-CHA | 47, 278 | 87111-OEB | 39, 241 |
| 84531-CH | 99, 217 | 85511-NI | 155, 244 | 86511-CHA | 45, 241 | 87111-OSB | 36, 241 |
| 84585-CH | 99 | 85530-NI | 156, 232 | 86530-CHA | 46, 227 | 87130-OEB | 41, 226 |
| 84589-CH | 98 | 85531-NI | 156, 219 | 86556-CHA | 46, 239 | 87130-OSB | 38, 226 |
| 84701-NI | 154, 291 | 85583-NI | 156, 235 | 86586-CHA | 46 | 87131-OEB | 40, 213 |
| 84703-NI | 154, 291 | 85585-NI | 156 | 86588-CHA | 45 | 87131-OSB | 37, 213 |
| 84704-NI | 154, 291 | 85589-NI | 155 | 86601-SP | 91, 283 | 87183-OEB | 40, 233 |
| 84730-NI | 152, 230 | 85601-ABS | 151, 291 | 86603-SP | 91, 283 | 87183-OSB | 37, 233 |
| 84731-NI | 153, 219 | 85603-ABS | 151, 291 | 86604-SP | 91, 283 | 87185-OEB | 40 |
| 84785-NI | 153 | 85604-ABS | 151, 291 | 86611-SP | 89, 242 | 87185-OSB | 37 |
| 84789-NI | 152 | 85611-ABS | 149, 244 | 86630-SP | 91, 229 | 87189-OEB | 39 |
| 84902-SN | 311 | 85630-ABS | 151, 230 | 86631-SP | 90, 217 | 87189-OSB | 36 |
| 84903-SN | 311 | 85631-ABS | 150, 218 | 86683-SP | 90 | 87201-SP | 97, 284 |
| 84904-SN | 311 | 85683-ABS | 150, 235 | 86686-SP | 90 | 87203-SP | 97, 284 |
| 84905-SN | 311 | 85686-ABS | 150 | 86689-SP | 89 | 87204-SP | 97, 284 |
| 84930-SN | 231 | 85689-ABS | 149 | 86801-BZ | 61 | 87211-SP | 97, 243 |
| 85101-ORB | 177, 295 | 85701-SP | 85, 282 | 86811-BZ | 61, 215, 241 | 87231-SP | 96, 213 |
| 85101-SP | 180, 295 | 85703-SP | 85, 282 | 86821-BZ | 60, 253 | 87283-SP | 96, 234 |
| 85103-ORB | 177, 295 | 85704-SP | 85, 282 | 86830-BZ | 61, 227 | 87285-SP | 96 |
| 85103-SP | 180, 295 | 85711-SP | 83, 242 | 86883-BZ | 60 | 87289-SP | 95 |
| 85104-ORB | 177, 295 | 85730-SP | 84, 229 | 86885-BZ | 59 | 87301-SB | 26, 276 |
| 85104-SP | 180, 295 | 85783-SP | 84, 234 | 86901-BBR | 126, 288 | 87303-SB | 26, 276 |
| 85111-ORB | 175, 245 | 85786-SP | 84 | 86901-SP | 129, 288 | 87311-SB | 25, 240 |
| 85111-SP | 178, 245 | 85789-SP | 83 | 86903-BBR | 126, 288 | 87330-SB | 26, 227 |
| 85130-ORB | 177, 231 | 86001-ARS | 133, 289 | 86903-SP | 129, 288 | 87331-SB | 25, 214 |
| 85130-SP | 180, 231 | 86002-ARS | 133, 320 | 86904-BBR | 126, 288 | 87338-SB | 25 |
| 85131-ORB | 176, 220 | 86003-ARS | 133, 289 | 86904-SP | 129, 288 | 87386-SB | 24 |
| 85131-SP | 179, 220 | 86004-ARS | 133, 289 | 86911-BBR | 124, 244 | 87402-AP | 20, 275 |
| 85132-ORB | 176, 220 | 86011-ARS | 131, 244 | 86911-SP | 127, 244 | 87402-VB | 17, 275 |
| 85132-SP | 179, 220 | 86030-ARS | 133, 230 | 86930-BBR | 126, 228 | 87404-AP | 20, 275 |
| 85183-ORB | 176, 236 | 86054-ARS | 132, 239 | 86930-SP | 129, 228 | 87404-VB | 17, 275 |
| 85183-SP | 179, 236 | 86083-ARS | 132, 234 | 86931-BBR | 125, 216 | 87411-AP | 19, 240 |
| 85185-ORB | 175 | 86085-ARS | 132 | 86931-SP | 128, 216 | 87411-VB | 16, 240 |
| 85185-SP | 178 | 86089-ARS | 131 | 86953-BBR | 125, 238 | 87430-AP | 20, 226 |
| 85201-ORB | 195, 298 | 86101-BBR | 55, 279 | 86953-SP | 128, 238 | 87430-VB | 17, 226 |
| 85203-ORB | 195, 298 | 86103-BBR | 55, 279 | 86983-BBR | 125, 234 | 87431-AP | 19, 212 |
| 85204-ORB | 195, 298 | 86104-BBR | 55, 279 | 86983-SP | 128, 234 | 87431-VB | 16, 212 |
| 85211-ORB | 193, 246 | 86111-BBR | 53, 241 | 86985-BBR | 125 | 87438-AP | 18 |
| 85230-ORB | 195, 232 | 86130-BBR | 55, 230 | 86985-SP | 128 | 87438-VB | 15 |

Index

| Item | Page | Item | Page | Item | Page | Item | Page |
|------------|--------------|-----------|----------|-----------|----------|------------|----------|
| 87454-AP | 19, 237 | 88230-SP | 14, 226 | 88901-OSB | 29 | 96132-NI | 141, 218 |
| 87454-VB | 16, 237 | 88231-SP | 13, 212 | 88911-OSB | 28, 240 | 96151-NI | 140, 239 |
| 87501-APW | 49, 320 | 88256-SP | 12, 237 | 88930-OSB | 29, 226 | 961815-NI | 138 |
| 87511-APW | 48, 218, 241 | 88301-SP | 272 | 88931-OSB | 28, 213 | 96185-NI | 140 |
| 87530-APW | 49, 232 | 88301-VB | 272 | 88951-OSB | 29, 237 | 96186-NI | 139 |
| 87538-APW | 49 | 88303-SP | 272 | 88983-OSB | 29 | 96189-NI | 140 |
| 87554-APW | 49, 239 | 88303-VB | 272 | 88985-OSB | 28 | 96901-MTP | 168, 293 |
| 87585-APW | 48 | 88304-SP | 272 | 88989-OSB | 27 | 96901-ORB | 165, 293 |
| 87651-ORB | 210, 238 | 88304-VB | 272 | 89030-SP | 207, 226 | 96902-MTP | 168, 293 |
| 87654-ORB | 210, 238 | 88430-OSB | 208, 237 | 89031-SP | 207, 213 | 96902-ORB | 165, 293 |
| 87658-ORB | 210, 238 | 88430-SP | 209, 237 | 89054-SP | 207, 238 | 96903-MTP | 168, 293 |
| 87711-SB | 68, 242 | 88454-OSB | 208, 214 | 9031-NI | 142 | 96903-ORB | 165, 293 |
| 87730-SB | 68, 227 | 88454-SP | 209, 214 | 9032-NI | 141, 320 | 96905-MTP | 168, 293 |
| 87731-SB | 69, 215 | 88458-OSB | 208, 214 | 9036-NI | 142 | 96905-ORB | 165, 293 |
| 87738-SB | 69, 215 | 88458-SP | 209, 214 | 9039-NI | 141 | 96911-MTP | 166, 245 |
| 87783-SB | 69 | 88501-SB | 123 | 9080-SP | 320 | 96911-ORB | 163, 245 |
| 87785-SB | 68 | 88501-SP | 120 | 9181-NI | 136 | 96930-MTP | 166, 231 |
| 87801-SP | 82, 282 | 88511-SB | 122, 244 | 9185-NI | 137 | 96930-ORB | 163, 231 |
| 87803-SP | 82, 282 | 88511-SP | 119, 243 | 9186-NI | 136 | 96931-MTP | 167, 216 |
| 87804-SP | 82, 282 | 88530-SB | 123, 228 | 9188-NI | 137 | 96931-ORB | 164, 216 |
| 87830-3-SP | 80, 228 | 88530-SP | 120, 228 | 9189-NI | 135 | 96932-MTP | 167, 216 |
| 87830-SP | 82, 228 | 88531-SB | 122, 216 | 9192-NI | 136, 244 | 96932-ORB | 164, 216 |
| 87883-SP | 81 | 88531-SP | 119, 216 | 94001-ORB | 206, 300 | 96983-MTP | 167, 236 |
| 87885-SP | 81 | 88553-SB | 123, 238 | 94002-ORB | 206, 300 | 96983-ORB | 164, 236 |
| 87889-SP | 80 | 88553-SP | 120, 238 | 94002-SP | 206, 300 | 96985-MTP | 167 |
| 87901-VTG | 44, 278 | 88583-SB | 122 | 94003-ORB | 206, 300 | 96985-ORB | 164 |
| 87903-VTG | 44, 278 | 88583-SP | 119 | 94003-SP | 206, 300 | 96989-MTP | 166 |
| 87904-VTG | 44, 278 | 88585-SB | 121 | 94004-ORB | 206, 300 | 96989-ORB | 163 |
| 87930-VTG | 44, 227 | 88585-SP | 118 | 94004-SP | 206, 300 | 97301-WSD | 76, 281 |
| 87931-VTG | 43, 213 | 88601-ORB | 35, 276 | 94011-ORB | 204, 246 | 97302-WSD | 76, 281 |
| 87938-VTG | 42 | 88602-ORB | 35, 276 | 94030-ORB | 205, 232 | 97303-WSD | 76, 281 |
| 87953-VTG | 43, 237 | 88603-ORB | 35, 276 | 94031-ORB | 205, 219 | 97311-WSD | 75, 242 |
| 87954-VTG | 43, 237 | 88604-ORB | 35, 276 | 94085-ORB | 205 | 97330-WSD | 76, 230 |
| 87984-VTG | 42 | 88611-ORB | 34, 241 | 94089-ORB | 204 | 97331-WSD | 74, 218 |
| 88001-ORB | 114, 287 | 88630-ORB | 34, 228 | 95601-OB | 203, 299 | 973812-WSD | 74 |
| 88001-SP | 117, 287 | 88631-ORB | 34, 214 | 95603-OB | 203, 299 | 97386-WSD | 75 |
| 88003-ORB | 114, 287 | 88684-ORB | 33 | 95604-OB | 203, 299 | 97501-BU | 147, 290 |
| 88003-SP | 117, 287 | 88701-CH | 32 | 95611-OB | 202, 246 | 97502-BU | 147, 290 |
| 88004-ORB | 114, 287 | 88702-CH | 32 | 95621-OB | 200, 253 | 97503-BU | 147, 290 |
| 88004-SP | 117, 287 | 88711-CH | 32, 240 | 95630-OB | 201, 232 | 97504-BU | 147, 290 |
| 88011-ORB | 113, 243 | 88730-CH | 30, 226 | 95631-OB | 202, 219 | 97511-BU | 144, 244 |
| 88011-SP | 116, 243 | 88731-CH | 32, 213 | 95632-OB | 202, 219 | 97530-BU | 147, 230 |
| 88030-ORB | 113, 229 | 88783-CH | 31, 233 | 95683-OB | 201, 235 | 97531-BU | 146, 218 |
| 88030-SP | 116, 229 | 88785-CH | 31 | 95685-OB | 201 | 97538-BU | 146 |
| 88031-ORB | 113, 214 | 88788-CH | 30 | 95686-OB | 202 | 97551-BU | 146, 239 |
| 88031-SP | 116, 214 | 88801-SP | 23, 274 | 95689-OB | 200 | 975815-BU | 144 |
| 88083-ORB | 113 | 88802-SP | 23, 274 | 96101-NI | 143, 290 | 97583-BU | 145 |
| 88083-SP | 116 | 88803-SP | 23, 274 | 96102-NI | 143, 290 | 97585-BU | 145 |
| 88085-ORB | 112 | 88811-SP | 21, 240 | 96103-NI | 143, 290 | 97586-BU | 146 |
| 88085-SP | 115 | 88830-SP | 23, 227 | 96104-NI | 143, 290 | 97589-BU | 145 |
| 88201-SP | 14, 274 | 88838-SP | 21 | 96111-NI | 139, 244 | 97591-BU | 348 |
| 88203-SP | 14, 274 | 88854-SP | 22, 237 | 96121-NI | 138, 253 | 97592-BU | 348 |
| 88204-SP | 14, 274 | 88856-SP | 22, 237 | 96130-NI | 138, 230 | 97593-BU | 348 |
| 88211-SP | 13, 212, 240 | 88886-SP | 22 | 96131-NI | 139, 218 | 97594-BU | 348 |

Index

| Item | Page | Item | Page | Item | Page | Item | Page |
|----------------|----------|---------------|------|--------------|------|---------------|----------|
| 97596-BU | 348 | EV1414LED-BN | 251 | FL32036-FBZ | 356 | LED305M-SP | 248 |
| 98002-SP | 171, 294 | EV1416L30-34 | 252 | LED1001-34 | 249 | LED31111-ORB | 331 |
| 98002-WM | 174, 294 | EV1416L30-35 | 252 | LED1001-35 | 249 | LED31121-ORB | 331 |
| 98003-SP | 171, 294 | EV1416LED-BN | 252 | LED1002-34 | 249 | LED31134-ORB | 331, 346 |
| 98003-WM | 174, 294 | EV1424L30-35 | 252 | LED1002-35 | 249 | LED31136-ORB | 331 |
| 98004-SP | 171, 294 | EV1432LED-BN | 252 | LED1101-34 | 249 | LED32211-BK | 341 |
| 98004-WM | 174, 294 | EV407941WH30 | 266 | LED1101-35 | 249 | LED32311-FSN | 341 |
| 98011-SP | 169, 245 | EV407941WH40 | 266 | LED1102-34 | 249 | LED32411-ORB | 341 |
| 98011-WM | 172, 245 | EVL4730BWH27 | 260 | LED1102-35 | 249 | LED32521-BNB | 333 |
| 98030-SP | 171, 231 | EVL4730BWH30 | 260 | LED15008-34 | 318 | LED32531-BNB | 333 |
| 98030-WM | 174, 231 | EVL4730BWH35 | 260 | LED15008-35 | 318 | LED32536-BNB | 333 |
| 98031-SP | 170, 220 | EVL4730BWH40 | 260 | LED15009-35 | 318 | LED32611-BNB | 326, 344 |
| 98031-WM | 173, 220 | EVL4730BWH50 | 260 | LED15011-34 | 318 | LED32621-BNB | 326, 344 |
| 98086-SP | 170 | EVL4732DBWH27 | 264 | LED15011-35 | 318 | LED32811-BNB | 329 |
| 98086-WM | 173 | EVL4732DBWH40 | 264 | LED15012 | 318 | LED32821-BNB | 329 |
| 98089-SP | 169 | EVL4741BWH27 | 261 | LED21321-ABP | 337 | LED32826-BNB | 329 |
| 98089-WM | 172 | EVL4741BWH30 | 261 | LED21331-ABP | 337 | LED32911-BBZ | 327 |
| ES1161-BK | 387 | EVL4741BWH35 | 261 | LED21346-ABP | 337 | LED32921-BBZ | 327 |
| ES1161-PW | 387 | EVL4741BWH40 | 261 | LED21721-MBZ | 339 | LED33001-ORB | 340, 350 |
| ES1161-RP | 387 | EVL4741BWH50 | 261 | LED21731-MBZ | 339 | LED33001-SP | 340, 350 |
| ES1257L-ORB-AL | 257 | EVL4742BWH30 | 263 | LED21921-ABP | 332 | LED33001C-ORB | 340 |
| ES1257L-SP-AL | 257 | EVL6041BWH27 | 262 | LED21931-ABP | 332 | LED33001C-SP | 340 |
| ES1257M-ORB-AL | 257 | EVL6041BWH30 | 262 | LED21936-ABP | 332 | LED33421-ORB | 330 |
| ES1257M-SP-AL | 257 | EVL6041BWH35 | 262 | LED22021-MBZ | 339 | LED33431-ORB | 330 |
| ES1257S-ORB-AL | 257 | EVL6041BWH40 | 262 | LED22121-MBZ | 339 | LED33436-ORB | 330 |
| ES1257S-SP-AL | 257 | EVL6041BWH50 | 262 | LED22321-ORB | 335 | LED33711-BNB | 319, 342 |
| ES2370-AM-ORB | 364 | EV608941WH30 | 266 | LED22331-ORB | 335 | LED33821-BNB | 319, 342 |
| ES2371-AM-ORB | 364 | EV608941WH40 | 266 | LED22336-ORB | 335 | LED33911-BK | 325 |
| ES2375-AM-ORB | 257, 365 | EV612941WH30 | 266 | LED22421-BNB | 336 | LED33916-BK | 325 |
| ES2381-AM-ORB | 364 | EV612941WH40 | 266 | LED22431-BNB | 336 | LED33921-BK | 325 |
| ES2391-AM-ORB | 364 | EVL6730BWH27 | 260 | LED22434-BNB | 336 | LED34031-BNB | 324 |
| ES2394-AM-ORB | 222, 365 | EVL6730BWH30 | 260 | LED22436-BNB | 336 | LED34036-BNB | 324 |
| ES30511-AM-BZ | 380 | EVL6730BWH35 | 260 | LED22521-ABP | 334 | LED34301-WI | 324 |
| ES30521-AM-BZ | 380 | EVL6730BWH40 | 260 | LED22531-ABP | 334 | LED34311-WI | 324 |
| ES30531-AM-BZ | 380 | EVL6730BWH50 | 260 | LED22536-ABP | 334 | LED34421-ABP | 328 |
| ES32021-FBZ | 356 | EVL6732DBWH27 | 264 | LED2751-DWD | 338 | LED34431-ABP | 328 |
| ES32031-FBZ | 356 | EVL6732DBWH40 | 264 | LED2761-DWD | 338 | LED34436-ABP | 328 |
| ES82223-SP | 258 | EVL6741BWH27 | 261 | LED2771-DWD | 338 | LED4732-35 | 249 |
| ES82323-ORB | 258 | EVL6741BWH30 | 261 | LED2776-DWD | 338 | LED4760-35 | 249 |
| ES82423-WM | 258 | EVL6741BWH35 | 261 | LED301L-ORB | 247 | LED6020-AST | 317 |
| ES97522-BU | 148, 258 | EVL6741BWH40 | 261 | LED301L-SP | 247 | LED6040-35 | 318 |
| ES97523-BU | 148, 258 | EVL6741BWH50 | 261 | LED301M-ORB | 247 | LED6050-SP | 317 |
| ES97540-BU | 148, 320 | EVL6742BWH30 | 263 | LED301M-SP | 247 | LED6051A-SP | 317 |
| EV1011-WH | 250 | EVLT4741BN | 262 | LED302L-ORB | 247 | LED6061-BNB | 317 |
| EV1011S-WH | 250 | EVLT4741BZ | 262 | LED302L-SP | 247 | LED6070-SP | 317 |
| EV1014-WH | 250 | EVLT4741DCWH | 262 | LED302M-ORB | 247 | LED6071-SP | 317 |
| EV1014S-WH | 250 | EVLT4741SCWH | 262 | LED302M-SP | 247 | LED6092-LXG | 7, 316 |
| EV1410L30-34 | 250 | EVLT4741WHWH | 262 | LED303L-ORB | 247 | LED6092-SP | 316 |
| EV1410LED-BN | 250 | EVLT6741BN | 262 | LED303L-SP | 247 | LED6101-ORB | 317 |
| EV1412L30-34 | 251 | EVLT6741BZ | 262 | LED303M-ORB | 247 | LED6101-SP | 317 |
| EV1412L30-35 | 251 | EVLT6741DCWH | 262 | LED303M-SP | 247 | LED6317-FS-SP | 225 |
| EV1412LED-BN | 251 | EVLT6741SCWH | 262 | LED304M-ORB | 248 | LED6317-TS-SP | 225 |
| EV1414L30-34 | 251 | EVLT6741WHWH | 262 | LED304M-SP | 248 | LED6318-FS-SP | 225 |
| EV1414L30-35 | 251 | FL2396-AM-ORB | 365 | LED305M-ORB | 248 | LED6318-TS-SP | 225 |

Index

| Item | Page | Item | Page | Item | Page | Item | Page |
|----------------|----------|-------------|----------|--------------|--------------|---------------|------|
| LED6319-AR-ORB | 224 | LED6872-CH | 268, 316 | LED85831-SP | 11, 212, 223 | Q152-87 | 393 |
| LED6320-AR-SP | 224 | LED6872-SP | 268, 316 | LED85833-SP | 10, 212, 223 | S116M2FL32-WH | 258 |
| LED6321-AR-ORB | 224 | LED6892-ORB | 269 | LED85911-CH | 9, 240 | S116M3S-WH | 258 |
| LED6322-AR-SP | 224 | LED6892-SP | 269 | LED85930-CH | 9, 226 | S117MCFL-SN | 257 |
| LED6323-AR-SP | 224 | LED6893-ORB | 269 | LED859812-CH | 8 | S117OLCFL-SN | 257 |
| LED6324-FS-SP | 225 | LED6893-SP | 269 | LED85989-CH | 9 | S117OMCFL-SN | 257 |
| LED6324-TS-SP | 225 | LED6894-ORB | 269 | LED88100-LXG | 7 | | |
| LED67801-SP | 271 | LED6894-SP | 269 | LED88132-LXG | 7, 212, 223 | | |
| LED67803-SP | 271 | LED7072-05 | 341 | LED88134-LXG | 7, 212, 223 | | |
| LED67804-SP | 271 | LED7073-34 | 319, 342 | P218C-06 | 393 | | |
| LED68203-SP | 270 | LED7073-70 | 319, 342 | P218C-87 | 393 | | |
| LED68204-SP | 270 | LED85083-CH | 130 | PH218S-06 | 393 | | |
| LED68303-SP | 270 | LED85085-CH | 130 | PH218S-87 | 393 | | |
| LED68304-SP | 270 | LED85801-SP | 11 | Q102H-06 | 393 | | |
| LED6871-CH | 268, 316 | LED85811-SP | 10, 240 | Q102H-87 | 393 | | |
| LED6871-SP | 268, 316 | LED85830-SP | 11, 226 | Q152-06 | 393 | | |

| Code | Finishes | Additional 6" Stems | Additional 4 Gauge Chain | Additional 8 Gauge Chain |
|----------|--|---------------------------|--------------------------|--------------------------|
| ABP | Aged Bronze Patina | ST06-ABP | | CHNABP8G |
| AO | Ancient Oak | ST06-AO | CHNAOH4G | CHNAOL8G |
| ABS | Aged Brass | ST06-ABS | CHNABS4G | CHNABS8G |
| AG | Autumn Gold | | | |
| AP | Aged Platinum | ST06-AP | | |
| APW | Artisan Pardo Wash | ST06-APW | | CHNAPW8G |
| ARS | Argent Silver | ST06-ARS | CHNARS4G | CHNARS8G |
| ART | Artisan | ST06-ART | CHNART4G | CHNART8G |
| BAC | Burnished Antique Copper | | | |
| BBR | Biscayne Bronze | | | |
| BBZ | Burnished Bronze and Flemish Bronze Two-Tone | | | |
| BK (05) | Black | | | |
| BN (35) | Brushed Nickel | | | |
| BNB | Burnished Bronze | ST06-BNB | CHNBNB4G | CHNBNB8G |
| BU | Burnt Umber | ST06-BU | CHNBUB4G | CHNBUL8G |
| BWG | Burnished Walnut with Gold | ST06-BWG | CHNBWG4G | CHNBWG8G |
| BZ | Bronze | | | |
| CH | Chrome | ST06-CH | CHNCHH4G | CHNCHL8G |
| CHA | Charcoal | ST06-CHA | | |
| CHN | Chestnut | | | |
| DA | Distressed Ash | | | |
| DB (87) | Distressed Bronze | ST06-DB (ST18-DB for 18") | | CHNDBL8G |
| DWD | Driftwood | | | |
| EB | Etruscan Bronze | | | |
| FBZ | Flemish Bronze | ST06-FBZ | CHNFBZ4G | CHNFBZ8G |
| FC | Flemish Copper | | | |
| FSN | Forged Sienna | ST06-FSN | CHNFSN4G | CHNFSN8G |
| MBZ | Mystic Bronze | | | |
| MP | Mediterranean Patina | | | CHNMPL8G |
| NI | Natural Iron | ST06-NI | CHNNIH4G | CHNNIL8G |
| OB | Old Bronze | ST06-OB | | CHNOBL8G |
| OEB | Old English Bronze | ST06-OEB | CHNOEB4G | CHNOEB8G |
| ORB (34) | Oil Rubbed Bronze | ST06-ORB | | CHNORB8G |
| OSB | Old Satin Brass | ST06-OSB | CHNOSB4G | CHNOSB8G |
| PB | Polished Brass | ST06-PB | | CHNPBL8G |
| PW | Pewter | ST06-PW (ST18-PW for 18") | | CHNPWL8G |
| RS | Rustic Silver | | | |
| RP | Rust Patina | | | |
| RT | Rustique | | CHNRTH4G | CHNRTL8G |
| SB | Satin Bronze | ST06-SB | | CHNSBL8G |
| SI | Silver Sand | | | |
| SN | Satin Nickel | | | |
| SP | Satin Platinum | ST06-SP | CHNSPH4G | CHNSPL8G |
| TU | Tuscan | ST06-TU | | CHNTUL8G |
| VB | Vintage Bronze | ST06-VB | | |
| VBR | Venetian Bronze | | CHNVBR4G | CHNVBR8G |
| WH (06) | White | | | CHNWHL8G |
| WI | Weathered Iron | | | |
| WM | Warm Mahogany | ST06-WM | | CHNWML8G |
| WP | Weathered Pewter | ST06-WP | CHNWPH4G | CHNWPL8G |
| WSD | Weathered Saddle | ST06-WSD | CHNWSD4G | CHNWSD8G |



Designers Fountain®

Distinctive Lighting

20101 S Santa Fe Avenue
Rancho Dominguez, CA 90221

Dallas Market Place
2100 Stemmons Freeway
Dallas, TX
Showroom #3808

Toll Free 800-228-6197

Email: email@designersftn.com

www.designersftn.com

- Designers Fountain reserves the right to make product changes without prior notice.
- Product specifications in this catalog are approximate and based on the most current information available at the time of publication.
- Finishes may vary due to multiple chemical processes.
- Bulbs not included unless otherwise noted.
- Wattages stated are the maximum recommended; however, lower wattages may be used.
- Larger, heavier fixtures may require additional support and reinforced outlet boxes.
- Most outdoor fixtures are UL/cUL listed and suitable for Wet conditions, unless otherwise noted.
- Some finishes, especially outdoor fixtures, are subject to change slightly due to prolonged exposure to the sun or extreme weather conditions.
- Designers Fountain products are subject to revision to comply with changes in UL, CSA or the National Electrical Code.

Follow us



Copyright 2016 Designers Fountain
All Rights Reserved

Designers Fountain®

Distinctive Lighting

20101 S. Santa Fe Avenue
Rancho Dominguez, CA 90221

Toll Free 800-228-6197
Fax 800-762-3401

Email email@designersftn.com
www.designersftn.com



Copyright 2016 Designers Fountain
All Rights Reserved

Designers Fountain®
Master Catalog 120 • January 2016