

Section B Twist-Lock® and Hubbellock® Devices



Index

Product	Page
Summary	B-2
15A Midget Twist-Lock® Devices	B-3
15A Twist-Lock® Devices - Features and Benefits	B-7
Features and Benefits	
20 and 30A Plugs and Connector Bodies	B-12
The Standard for Locking Receptacles	B-13
Watertight Safety-Shroud® Twist-Lock® System	B-14
Safety-Shroud® Twist-Lock® System	B-15
Compatibility and Environmental Protection Chart	B-16
20A Twist-Lock® Devices	B-17
30A Twist-Lock® Devices	B-26
Switched Safety Enclosures	B-36
Mechanical Interlock Switched Safety Enclosures	B-38
Add-A-Shroud®	B-40
10, 20 and 30A Non-NEMA Twist-Lock® Devices	B-41
15, 20 and 30A Accessories	B-48
50A Twist-Lock® Devices	B-55
Hubbellock® Devices	B-61
Technical Information	
15, 20 and 30A Twist-Lock® and Safety-Shroud Devices	B-69
Watertight Safety-Shroud Twist-Lock® Devices	B-70
50A Twist-Lock® Devices	B-71
Switched Twist-Lock® and Hubbellock® Enclosures	B-72
Mechanical Interlock Switched Safety Enclosures	B-73
Valise® Twist-Lock® Devices	B-74

Midget Twist-Lock® Devices



Twist-Lock® Devices



Watertight Safety-Shroud® and Circuit-Lock®



50 Amp Devices and Hubbellock®





Insulrip® Plugs, Connectors, Receptacles and Inlets

The widest range of singularly rated NEMA devices available. Designed to last from engineered thermoplastic materials and high performing alloys.



Safety-Shroud® Twist-Lock®

The ultimate in Twist-Lock safety. A full offering of plugs and connectors that lead the field in personnel safety. Also included are receptacles in three styles, angled, surface mount and semi-flush to satisfy every installation need.



Watertight Safety-Shroud® Twist-Lock®

A complete family of plugs, connectors, receptacles and inlets featuring UL Type 4X enclosure ratings and Safety-Shroud design.

There's Only One Manufacturer of Twist-Lock®...Hubbell.

There's no company more synonymous with a tradition of excellence in the electrical industry than Hubbell. Having introduced the Twist-Lock device in the early 20th century Hubbell has been the market leader ever since.

Hubbell Insulrip® Twist-Lock's rugged construction features highly engineered materials, roomy wiring chambers, superior strain relief and powerful cord grip designs. Insulrip Twist-Lock products are the foundation of the broadest breadth of line available. Hubbell offers Twist-Lock for minimum space applications (Midget), and all other applications from 15 Amp to 50 Amp. Hubbell's design expertise assures the best performing products available.

Hubbell Re-Defines Excellence

The Insulrip Twist-Lock product line features a complete offering of 20A and 30A Safety Shroud Twist-Lock devices. Current carrying blades are protected by a fixed shroud, shielding them from deformation. Even more importantly, the shroud virtually eliminates user contact with a partially engaged, energized plug. For wet environments, Hubbell offers the Watertight Safety-Shroud Twist-Lock series. These products incorporate the shrouding technology with a UL Type 4X enclosure rating.



Watertight Mechanical Interlock for Safety-Shroud® Twist-Lock®

Hubbell's Circuit-Lock enclosure products virtually eliminate making or breaking the circuit under load.



50 Amp Insulrip Twist-Lock®

An exclusive Hubbell design delivering Insulrip features, insulated housing and superior strain relief. They are tough and rugged enough for the most demanding construction or industrial applications.



Midget Twist-Lock®

These 2 wire and 3 wire products offer the same quality as their larger counterparts, but are sized to go where they can't. The optional Valise® design makes for fast, simple wiring.



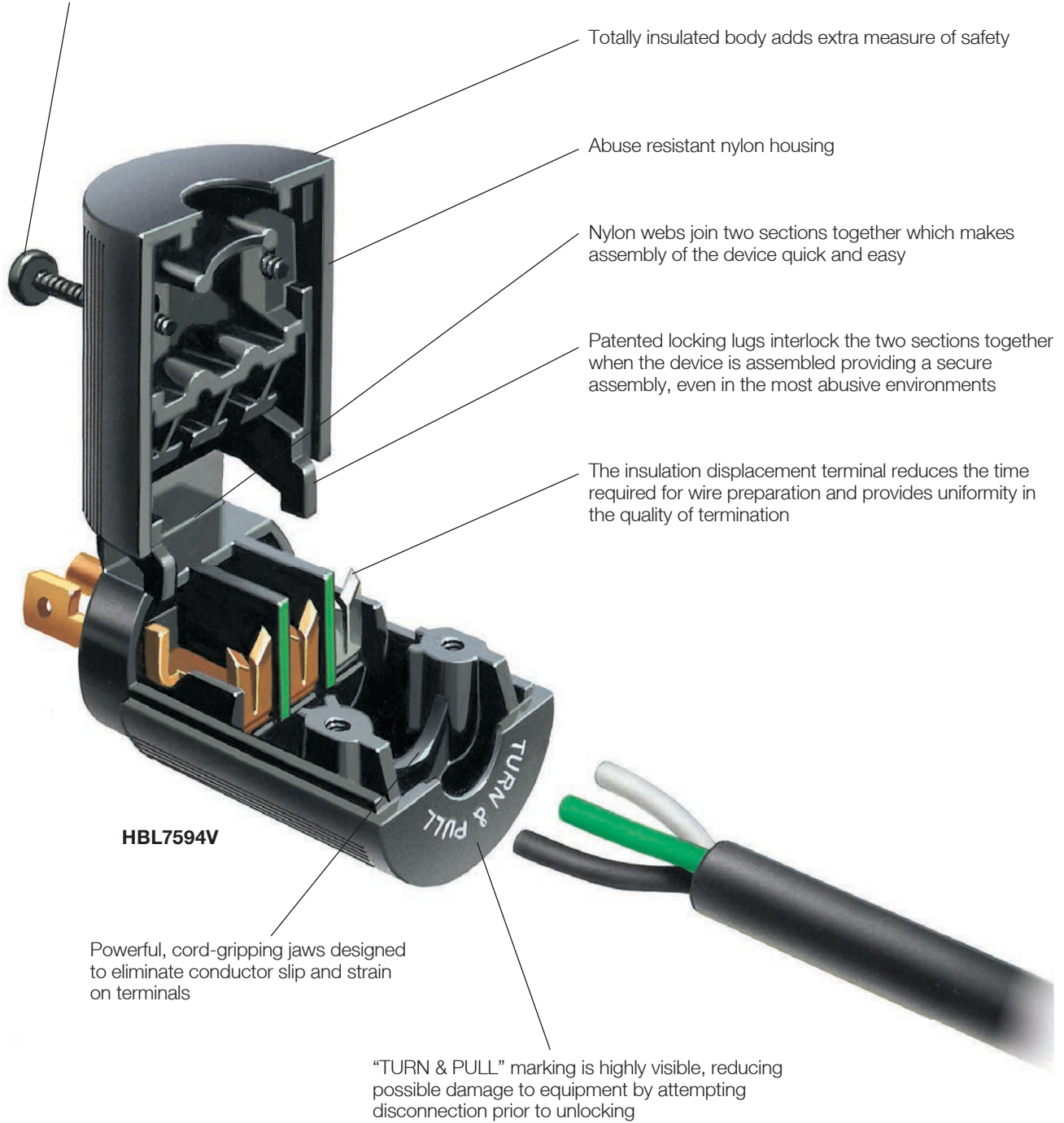
Hubbellock® Devices

Hubbellock devices are the proven choice to reduce problems resulting from arcing, lazy connections, loosening terminals, moisture, corrosion and rough use.



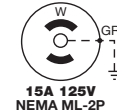
Hubbell's Valise® insulation displacement terminal for Midget Twist-Lock® Plugs and Connector Bodies are the right choice for economy, wiring speed and long life.

Assembly screws have multiple drive heads for screwdriver versatility. Only two assembly screws are needed to close this device, make the wire terminations and retain the cord





IP20
SUITABILITY



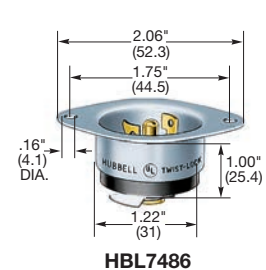
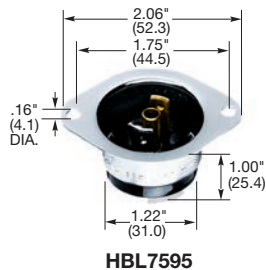
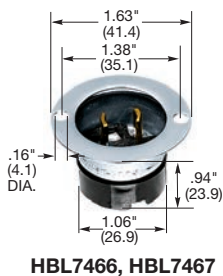
Plugs

Description	Cord Dia.	Catalog Number		
Valise® plug, black nylon.	.220"-.385" (5.6-9.8)	HBL7465V*	-	-
Valise® plug, black nylon, insulation displacement terminals.	.300"-.430" (7.6-10.9)	-	HBL7594V	-
Black nylon cover, phenolic body, multiple drive screw terminals.	.281"-.421" (7.1-10.7)	-	HBL7594	-
Angle plug, black nylon cover, phenolic body, multiple drive screw terminals.	.335"-.421" (8.5-10.7)	-	HBL7570	-
Valise® plug, black nylon, with insulation displacement terminals, multiple drive screws.	.300"-.430" (7.6-10.9)	-	-	HBL7485V*
Black nylon body, phenolic base, multiple drive screw terminals, cord grip.	.281"-.421" (7.1-10.7)	-	-	HBL7485*
Same as above, except angle cord grip.	.335"-.421" (8.5-10.7)	-	-	HBL7432*

Flanged Inlets

Description	Catalog Number		
Stainless steel flange, polarized, exposed terminals.	HBL7467*	-	-
Stainless steel flange, not polarized, exposed terminals.	HBL7466*	-	-
Exposed terminals, black nylon flange.	-	HBL7595N	-
Exposed terminals, stainless steel flange.	-	HBL7595	-
Covered terminals, stainless steel flange, accepts cord .500" (12.7) dia.	-	HBL7551	-
Exposed terminals, black nylon flange.	-	-	HBL7486N*
Exposed terminals, stainless steel flange.	-	-	HBL7486*

Note: See page B-6 for accessories.
 *UL Listed only.
 Male ML-2P devices have hollow center ground sleeves.
 Male ML-3P devices have solid center neutral pins.



Dimensions in Inches (mm)



IP20
SUITABILITY



15A 125V
NEMA ML-1R




15A 125V
NEMA ML-2R




15A 125/250V
NEMA ML-3R

Connector Bodies

Description	Cord Dia.	Catalog Number		
Valise® connector body, black nylon, polarized.	.220"-.385" (5.6-9.8)	HBL7464V*	-	-
Valise® connector body, black nylon, insulation displacement terminals.	.300"-.430" (7.6-10.9)	-	HBL7593V	-
Black nylon cover, phenolic body, screw terminals.	.281"-.421" (7.1-10.7)	-	HBL7593	-
Angle connector body, black nylon cover, phenolic body, screw terminals.	.335"-.421" (8.5-10.7)	-	HBL7571	-
Valise® type, black nylon, with insulation displacement terminals, multiple drive screws.	.300"-.430" (7.6-10.9)	-	-	HBL7484V*
Black nylon body, phenolic base, multiple drive screws, cord grip.	.281"-.421" (7.1-10.7)	-	-	HBL7484*
Same as above, except for angle cord grip.	.335"-.421" (8.5-10.7)	-	-	HBL7433*




HBL7464V




HBL7593V




HBL7593



HBL7571



HBL7484V



HBL7484

Flanged Receptacles

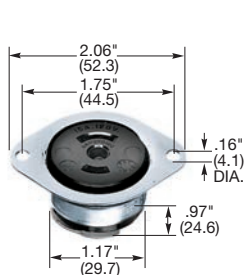
Description	Catalog Number		
Stainless steel flange, exposed terminals.	HBL7468*	-	-
Exposed terminals, black nylon flange.	-	HBL7596N	-
Exposed terminals, stainless steel flange.	-	HBL7596	-
Covered terminals, stainless steel flange, accepts cord .500" (12.7) in dia.	-	HBL7598	-
Exposed terminals, black nylon flange.	-	-	HBL7487N*
Exposed terminals, stainless steel flange.	-	-	HBL7487*
Covered terminals, stainless steel flange, accepts cord .500" (12.7) in diameter.	-	-	HBL7489*

Note: See page B-6 for accessories.


*UL Listed only.

Female ML-2R devices have solid center ground pins.


Female ML-3R devices have hollow center neutral sleeves.



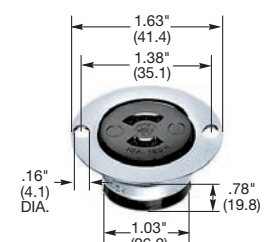
HBL7596



HBL7598



HBL7596N



HBL7468

Dimensions in Inches (mm)



HBL7490V

Weatherproof Accessories

Description	Catalog Number
Seal-tite® cover, black elastomer, for use with a HBL7465V plug when used with a HBL7464V connector body or a HBL7464V connector when used with a flanged inlet.	HBL7490V*
Seal-tite® cover, black elastomer, for use with a HBL7464V connector body and combination of HBL7465V plug and HBL7490V cover.	HBL7459V*
Closure cover for use with HBL7466 or HBL7467. Bead chain is nickel-plated.	HBL4890



HBL7459V

Weatherproof Accessories

Description	Catalog Number
Seal-Tite® cover, black elastomer, for use with a HBL7594V plug when used with a HBL7593V connector body or a HBL7593V connector body when used with a flanged inlet.	HBL7495V*
Seal-Tite® cover, black elastomer, for use with a HBL7593V connector body and a combination of HBL7594V plug and HBL7495V cover.	HBL7440V*
Closure cover for use with HBL7595 or HBL7595N.	HBL4889



HBL4890

Weatherproof Accessories

Description	Catalog Number
Seal-Tite® cover, black elastomer, for use with a HBL7485V or HBL7485 plug when used with a HBL7484V or HBL7484 connector body when used with a flanged inlet.	HBL7495V*
Seal-Tite® cover, black elastomer, for use with a HBL7484V or HBL7484 connector body and a combination of HBL7485V or HBL7485 plug and HBL7495V cover.	HBL7440V*
Closure cover for use with HBL7486 or HBL7486N.	HBL4889

*Note: *IP55 suitability when installed and used properly with plug and connector body combinations.*



HBL7495V



HBL7440V



HBL4889

Twist-Lock® Devices
Insulgrip® 15 Ampere Plugs and Connector Bodies
 Featuring Integral VARI-SIZE® Cord Grip



Individually molded face for each blade configuration keeps debris out of plug interior


Roomy wiring chamber provides ample space for wiring

Powerful, cord grips clamp on individual conductors and outer cord jacket to prevent strain on terminals

Individual wiring terminals are completely enclosed in their own separate chambers

Ribbed nylon housing provides a secure grip that's impact and chemical resistant

Beveled housing prevents snagging when dragged across uneven surfaces



HBL4770C



Integral VARI-SIZE® insert adjusts to a wide range of cord sizes: .230"-.720" (5.8-18.3).



Multiple drive screw heads provide screwdriver versatility. Pocketed recess for cord grip screws deters slippage of the screwdriver.




VARI-SIZE® pointer set to "smaller than gauge" position. Cord diameter range is .230"-.360" (5.8-9.0). Accepts slotted and Phillips head drivers.




Transparent angled wiring entrance holes permit "straight in" conductor insertion and quick visual verification for terminations.



Catalog number is visible on the device while in use for easy identification.



Powerful cord grips clamp on individual conductors and outer cord jacket to prevent strain on terminations.



Hubbell Wiring Device-Kellems line of duplex Twist-Lock® receptacles are designed to deliver premium service and longer life. This rugged product design establishes a new standard for 15 amp locking receptacles. A reinforced thermoplastic top and base encapsulates the brass alloy contacts that are locked together for unequalled assembly strength. Wiring and installation is simplified with back and side wire terminations, integral wire restraints, and combination head screws. The integral split circuit capability offers flexibility. Available in 2 pole, 3 wire configurations including isolated ground and corrosion resistant versions.

Benefits

- High impact and heat resistance provides maximum safety and longer life.
- Superior spring characteristics for increased contact force, secure connections and longer life.
- High-conductivity, corrosion resistant material for reliable, low resistance to fault currents.
- Easy and reliable installation for stranded and solid wire.
- Features split circuit capability in the field.
- The assembly locks together to make the most abuse resistant receptacle ever.




IP20
 SUITABILITY



Plugs

Description	Cord Dia.	Catalog Number
Black and white nylon, polarized. Multiple drive screws.	.230"-.720" (5.8-18.3)	HBL7545C

Note: See page B-49 for accessories.

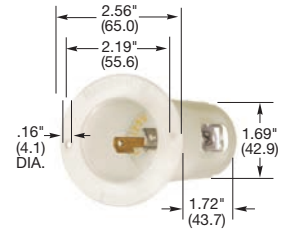


HBL7545C

Flanged Inlets

Description	Catalog Number
Nylon casing, polarized, backwired, Multiple drive screws.	HBL7524C

Note: See page B-48 for accessories.




HBL7524C

Connector Bodies

Description	Cord Dia.	Catalog Number
Black and white nylon. Multiple drive screws.	.230"-.720" (5.8-18.3)	HBL7506C

Note: See page B-49 for accessories.



HBL7506C

Receptacles

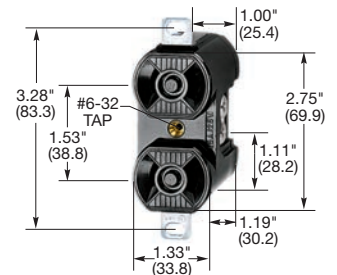
Description	Catalog Number
Duplex, flush, black phenolic.	HBL7540
Single, flush, black phenolic.	HBL7535
Single, panel mount, 1 ⁵ / ₁₆ " (49.2) centers, black phenolic.	HBL7498

Note: See pages B-48 and B-49 for accessories.


Flanged Receptacles

Description	Catalog Number
Insulgrip nylon casing, backwired. Multiple drive screws.	HBL7526C
Metal flange, stainless steel casing, black phenolic, exposed terminals.	HBL7526

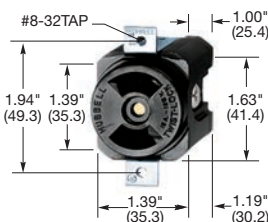
Note: See pages B-48 and B-49 for accessories.
 Only receptacles and plugs are HP rated.
 HP ratings are AC only.



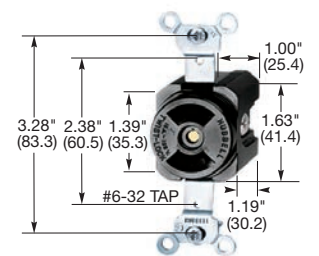
HBL7540



HBL7526C




HBL7498



HBL7535


Dimensions in Inches (mm)




HBL4720C



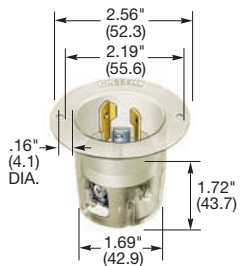
HBL4720CA



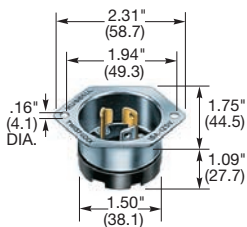
HBL24W47



HBL4723VY



HBL4716C



HBL4716

Dimensions in Inches (mm)

IP20
SUITABILITY



15A 125V
NEMA L5-15P
UL/CSA
0.5 HP



15A 250V
NEMA L6-15P
UL/CSA
1.5 HP



15A 277V AC
NEMA L7-15P
UL/CSA
2 HP

Plugs

Description	Cord Dia.	Catalog Number		
Insulgrip plug, black and white nylon. Multiple drive screws. Fed Spec WC596	.230"-.720" (5.8-18.3)	HBL4720C	HBL4570C	HBL4770C
All black nylon.	.230"-.720" (5.8-18.3)	HBL4720CBK	-	-
Insulgrip angle plug, 8 position angle, black and white nylon. Multiple drive screws.	.325"-.655" (8.3-16.6)	HBL4720CA	HBL4570CA	HBL4770CA
Insulgrip plug, corrosion resistant, yellow and white nylon. Multiple drive screws. Fed Spec WC596	.230"-.720" (5.8-18.3)	HBL47CM20C	HBL45CM70C	HBL47CM70C
Elastogrip® plug, yellow elastomer, dust tight.	300"-.655" (7.6-16.6)	HBL2447	-	-
Elastogrip plug, yellow elastomer, water/dust tight.	300"-.655" (7.6-16.6)	HBL24W47	-	-
Valise® plug, yellow nylon.	.220"-.660" (5.6-16.8)	HBL4723VY	HBL4573VY	HBL4773VY
Valise® plug, black nylon.	.220"-.660" (5.6-16.8)	HBL4723VBK	HBL4573VBK	HBL4773VBK

Note: See page B-49 for accessories.

Flanged Inlets

Description	Catalog Number		
Insulgrip flanged inlet, nylon casing, back wired.	HBL4716C	HBL4586C	HBL4786C
Stainless steel casing, brown phenolic.	HBL4716*	HBL4586*	HBL4786*
Corrosion resistant, stainless steel casing, yellow melamine.	HBL47CM16*	-	-

Note: See page B-48 for accessories.

HP ratings are AC only.

Only plugs are HP rated.

See page B-69 for technical information on Insulgrip devices.

*These flanged inlets will not accept Valise® connector bodies.




IP20
SUITABILITY



Connector Bodies

Description	Cord Dia.	Catalog Number		
Insulgrip connector body, black and white nylon. Multiple drive screws.	.230"-.720" (5.8-18.3)	HBL4729C	HBL4579C	HBL4779C
All black nylon.	.230"-.720" (5.8-18.3)	HBL4729CBK	-	-
Insulgrip connector body, 8 position angle, black and white nylon. Multiple drive screws.	.325"-.655" (8.3-16.6)	HBL4729CA	-	-
Insulgrip connector body, corrosion resistant, yellow and white nylon. Multiple drive screws.	.230"-.720" (5.8-18.3)	HBL47CM29C	HBL45CM79C	HBL47CM79C
Elastogrip connector body, yellow elastomer, dust tight.	.300"-.655" (7.6-16.6)	HBL2547	-	-
Elastogrip® connector body, yellow elastomer, water/dust tight.	.300"-.655" (7.6-16.6)	HBL25W47**	-	-
Valise® connector body, yellow nylon.	.220"-.660" (5.6-16.8)	HBL4729VY	HBL4579VY	HBL4779VY
Valise® connector body, black nylon.	.220"-.660" (5.6-16.8)	HBL4729VBK	HBL4579VBK	HBL4779VBK


Note: See page B-49 for accessories.



HBL4729C



HBL25W47

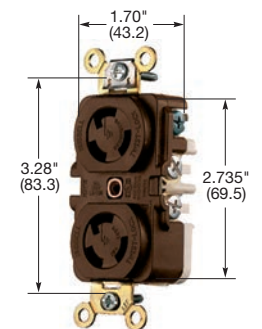


HBL4729VY

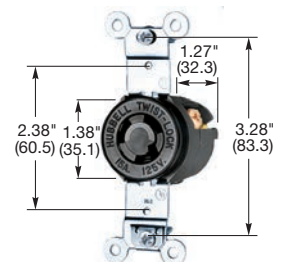
Receptacles

Description	Catalog Number		
Duplex, flush, brown RTP face, back and side wired.	HBL4700*	HBL4550*	HBL4750*
Duplex, flush, ivory RTP face, back and side wired.	HBL4700I*	-	-
Duplex, ring terminal connection.	HBL4700RT*	HBL4550RT*	-
Duplex, isolated ground, flush, orange RTP face, back and side wired.	IG4700A*	IG4550A*	-
Duplex, corrosion resistant, yellow RTP face, back and side wired.	HBL47CM00*	-	-
Single, flush, black nylon face, back and side wired.	HBL4710	HBL4560	HBL4760
Same as HBL4760 without mounting screws, ears. Terminal screws backed out, back and side wired.	-	-	HBL4760C
Single, ring terminal connection.	HBL4710RT	HBL4560RT	-
Single, isolated ground, flush, orange nylon face, back and side wired.	IG4710	IG4560	-
Single, black nylon face mounted on a 4" (101.6) round box cover, back and side wired.	HBL4711	-	HBL4761
Single, panel mount, black nylon face, side wired only, 1.75" or 1.937" (44.5 or 49.2) mounting centers.	HBL4713	HBL4563	HBL4763

Note: See pages B-48 and B-49 for accessories.



HBL4700



HBL4710

Flanged Receptacles

Description	Catalog Number		
Insulgrip flanged receptacle, nylon casing, back wired.	HBL4715C	HBL4585C	HBL4785C
Stainless steel casing, brown phenolic.	HBL4715	HBL4585	HBL4785
Corrosion resistant, stainless steel casing, yellow melamine.	HBL47CM15	-	-

Note: See pages B-48 and B-49 for accessories.

HP ratings are AC only.

RTP is an abbreviation for reinforced thermoplastic polyester.


See section M for additional information on isolated ground devices.

*Supplied with break-off tabs for split circuit wiring.

**Watertight connector body IP55 suitability when closure plug is inserted or when installed and used properly with watertight plug.

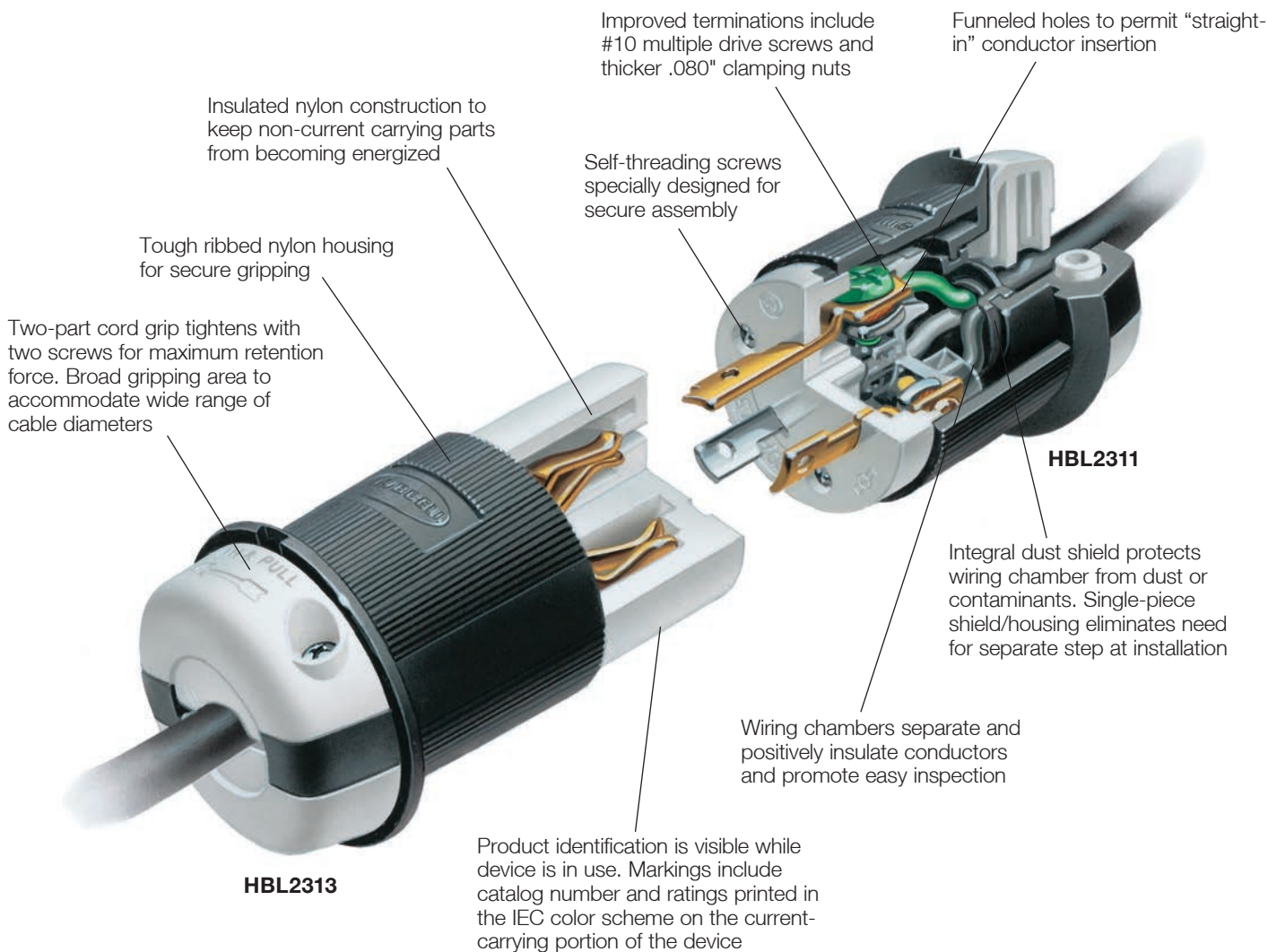


HBL4715



HBL4715C

Dimensions in Inches (mm)



Our 20 and 30 amp Insulgrip® plugs and connectors maintain Hubbell's classic integrity, solid construction and safety features that make these devices the 'industry standard'.

Insulgrip's cord gripping design clamps the conductors, not just the cable jacket, making it the industry's most powerful cord grip. The restyled cord grips provide a clean, one-piece look, and actually make it stronger.

Insulgrip's design guards against contamination. The nylon body and housing of the plugs and connectors are resistant to industrial chemicals, solvents and hydrocarbons. The face of each plug is molded specific

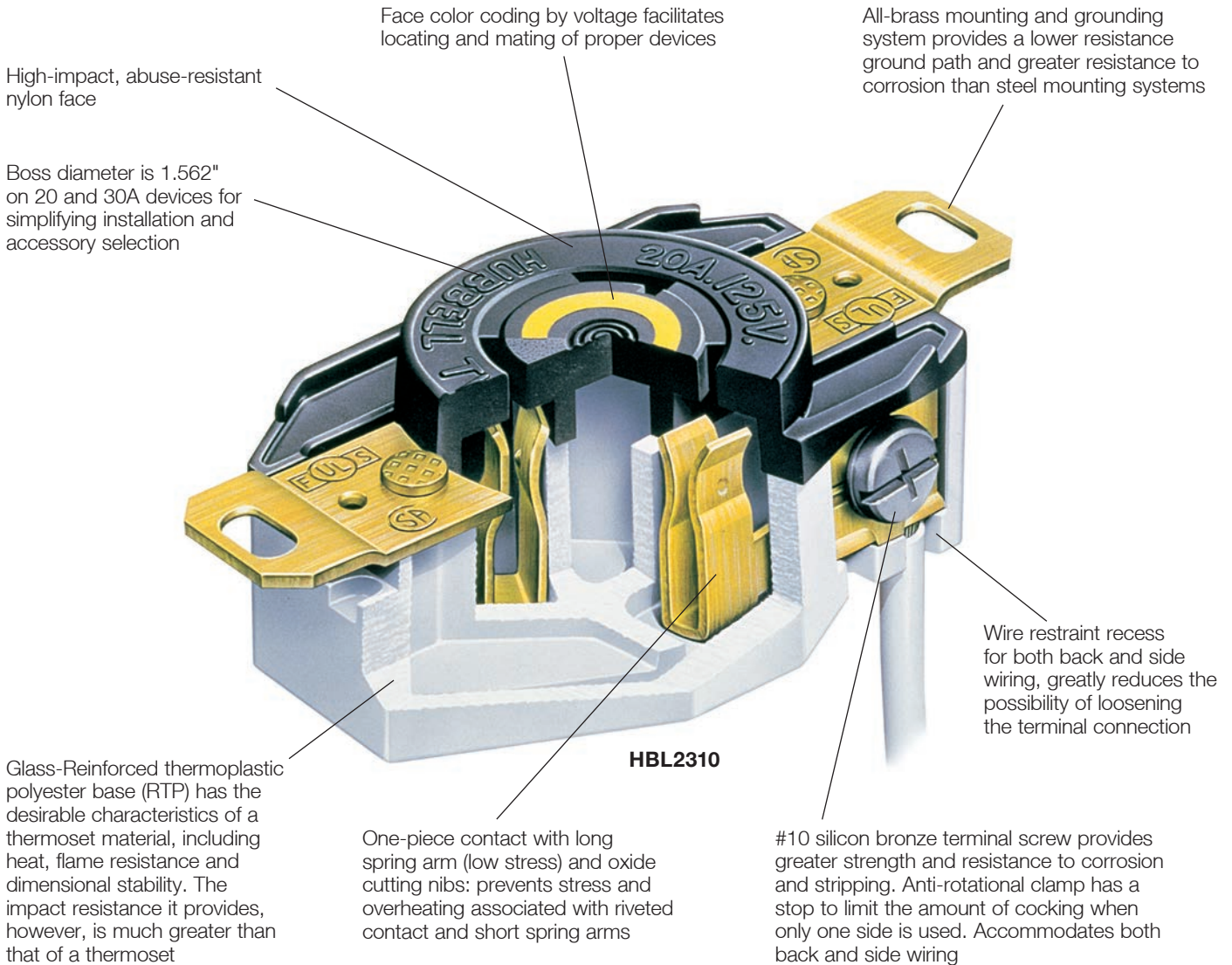
to the blade configuration, eliminating holes that attract debris. And finally, our dust shield provides additional protection from contamination.

Additional features that make Insulgrip the industry standard are our improved contacts that provide better terminations, an exclusive double rivet design for the female contacts and an easy to read identification system.

The Hubbell Twist-Lock® line of plugs and connectors remain the broadest in the industry. Hubbell has you covered – proven performance, innovation and selection.

Twist-Lock® Devices The Standard for Locking Receptacles

Features and Benefits



Twist-Lock® receptacles combine functional design features, unparalleled quality to deliver pace-setting performance.

The high-impact nylon face of each Hubbell Twist-Lock receptacle has a colored ring. Keyed to an internationally recognized color coding scheme, this ring enables mating devices to be matched quickly. It's just one more example of user-oriented thinking at Hubbell.

The terminals in each Hubbell Twist-Lock receptacle are mechanically and electrically the finest available. These terminals incorporate unique design features to contain and hold conductors, including an external back wiring "wraparound" clamp, a wire restraint recess and more.

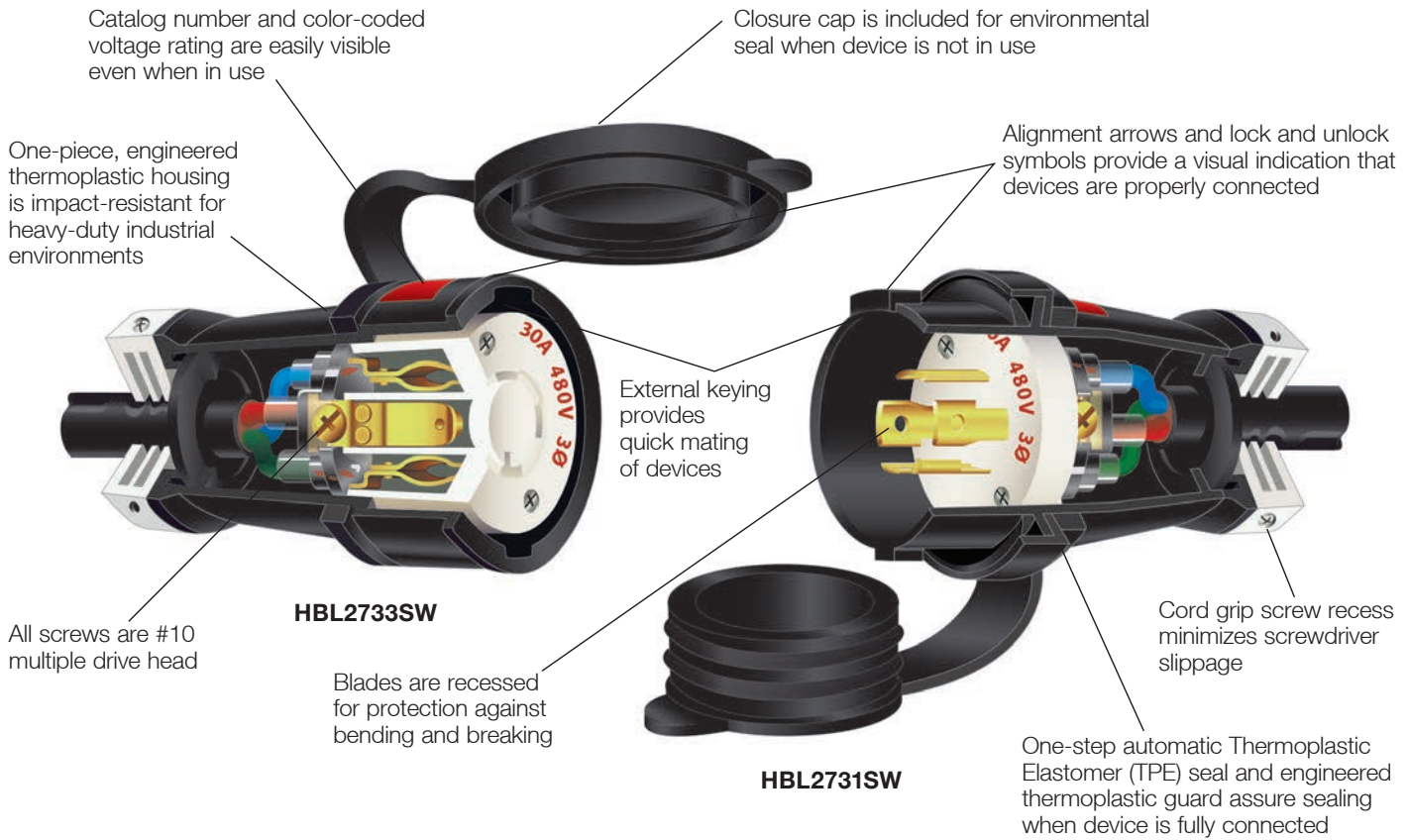
The materials used in every receptacle are of the highest quality. The all brass mounting system provides a safer, lower resistance ground path than those made of steel. The thick wall base is constructed of an engineered thermoplastic to offer the benefits of a thermoset, yet with much greater impact resistance.

Hubbell Twist-Lock Receptacles: Voltage color coding on the outside. Proven designs and quality materials on the inside. Any way you look at them, they are the standard of the industry.



Twist-Lock® Devices Watertight Safety-Shroud® Twist-Lock® System

Features and Benefits



Note: Works with Mechanical Interlocks, see page B-39 for additional information.



TPE Gland Seal

Assorted glands accommodate a wide range of cord sizes from #16-3 Type SJ to #8-5 Type S, SO



Panel or Box Mount Receptacles and Inlets

- High impact, thermoplastic housing for heavy-duty industrial environments.
- Catalog number and color-coded voltage rating are easily visible when in use.
- Stainless Steel 302/304, #10 multiple drive head mounting screws provide corrosion resistance.
- Mounting screw recesses minimize screwdriver slippage.
- Lockout/tagout hole on inlets allow compliance to OSHA regulation 29 CFR 1910.147.
- TPE closure cap provided with inlets for environmental seal when not in use.
- Accepts all mating NEMA locking plugs and most connector bodies, allowing interchangeability with existing devices.



Spring-Loaded Cover


One-step push-to-close spring-loaded cover with latch allows for fast opening and closing of lift cover. Result: environmental sealing is assured



Safety-Shroud

- Virtually eliminates bent and broken plug blades, leading to longer equipment life.
- Extends life of mating receptacles by eliminating damage caused by insertion of bent blades.
- Extra protection for personnel by significantly reducing chance of inadvertent contact with blades when connecting or disconnecting energized receptacles and connector bodies.
- Reduces exposure to arcing when connecting or disconnecting plugs under load.
- Compliance with California Code of Regulations, Title 8, Article 51, subsection 2510.7(b), which requires shrouding for devices exceeding 300 volts.
- Lockout/tagout hole allows compliance with OSHA regulation 29 CFR 1910.147.
- Sealing gland and thermoplastic guard assure sealing when fully connected.





Note: All screws are #10 multiple drive head.



Safety-Shroud® Plug Features and Benefits

- Mates with most NEMA locking connector bodies.
- Virtually eliminates bent and broken plug blades.
- Provides protection for personnel by reducing chance of inadvertent contact with blades when connecting or disconnecting energized devices.
- Reduces exposure to arcing when connecting or disconnecting under load.
- Extends life of mating receptacles by eliminating damage caused by insertion of bent blades.
- Complies with California Code of Regulation, which requires shrouding for devices exceeding 300 volts.
- Lockout/tagout hole allows compliance to OSHA regulation 29 CFR 1910.147.
- Allows engagement with Mechanical Interlock Enclosure which virtually prevents make and break under load.

Safety-Shroud® Twist-Lock® Receptacles (Recommended Installations)

The Safety-Shroud Twist-Lock single gang receptacles were designed to mount in virtually all standard and FS/FD type boxes, allowing easy conversion of existing NEMA locking receptacles to Safety-Shroud Twist-Lock Receptacles.

The semi-flush receptacles install in (RACO type 242/255) boxes, with 1/2 raised 2-gang device mount covers (RACO type 778/841) and a 2-gang FD type box. Standard 4" and 4 1/16" square boxes 2 1/8" deep.








Twist-Lock® Receptacles



Twist-Lock® Connector Bodies



Twist-Lock® Plugs

 Watertight Safety-Shroud	YES Type 4X, Type 12	YES Type 4X, Type 12K	YES Type 1	NO	NO	YES Type 4X, Type 12	YES Type 1
 Safety-Shroud	YES Type 1	YES Type 1	YES Type 1	NO	NO	YES Type 1	YES Type 1
 Insulgrip	YES Type 1	NO	YES Type 1	YES Type 3R	YES Type 1	YES Type 1	YES Type 1

Twist-Lock® Inlets

 NEMA	NA	NA	NA	NA	NA	NO	YES Type 1
 Watertight Safety-Shroud	NA	NA	NA	NA	NA	YES Type 4X, Type 12	YES Type 1

- Type 1** Indoor
- Type 3R** Raintight
- Type 4X** Hose-directed water and corrosion resistant
- Type 12** Dust tight, drip-proof without knockouts
- Type 12K** Dust tight, drip-proof with knockouts
- YES** Interchangeable
- NO** Does not interchange
- NA** Not Applicable

Note: See Technical section for full description of enclosure types.




20A 250V
NEMA L2-20P
 UL Listed
 2 HP

Plugs

Description	Cord Dia.	Catalog Number
Black and white nylon, polarized. Multiple drive screws.	.220"-.720" (5.6-18.3)	HBL7102C

Note: See page B-49 for accessories.



HBL7102C

Flanged Inlets

Description	Catalog Number
Nylon casing, back wired, polarized. Multiple drive screws.	HBL8815C

Note: See page B-48 for accessories.



HBL8815C


Connector Bodies

Description	Cord Dia.	Catalog Number
Black and white nylon. Multiple drive screws.	.220"-.720" (5.6-18.3)	HBL7101C

Note: See page B-49 for accessories.



20A 250V
NEMA L2-20P
 UL Listed
 2 HP

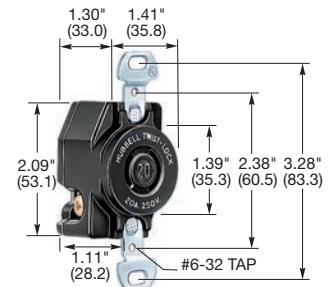


HBL7101C

Receptacles

Description	Catalog Number
Single, black phenolic.	HBL7210B
Single, mounted on 4" (101.6) round box cover, black phenolic.	HBL7217B

Note: See pages B-48 and B-49 for accessories.




HBL7210B

Flanged Receptacles

Description	Catalog Number
Insulgrip nylon casing, back wired. Multiple drive screws.	HBL8809C
Metal flange, stainless steel casing, black phenolic, exposed terminals.	HBL3226

Note: See pages B-48 and B-49 for accessories.
 Only receptacles and plugs are HP rated.
 HP ratings are AC only.




HBL8809C




HBL3226


Dimensions in Inches (mm)




HBL2321SW



HBL2321S



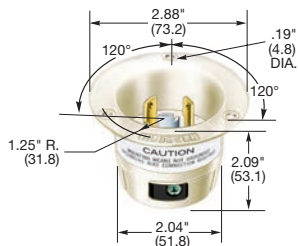
HBL2311



HBL2311VY



HBL2325SW



HBL2315

Dimensions in Inches (mm)



20A 125V
 NEMA L5-20P
 UL/CSA
 1 HP



20A 250V
 NEMA L6-20P
 UL/CSA
 2 HP



20A 277V AC
 NEMA L7-20P
 UL/CSA
 2 HP

Plugs

Watertight Safety-Shroud®

IP66 SUITABILITY UL Type 4x, 12

Description	Cord Dia.	Catalog Number		
Black Valox® housing, white Valox® clamps.	.360"-.930" (9-24)	HBL2311SW	HBL2321SW	HBL2331SW

Safety-Shroud®

IP20 SUITABILITY

Description	Cord Dia.	Catalog Number		
Black and white nylon body, white Valox® shroud. Can be used with the Insulgrip Connector Bodies.	.360"-.930" (9-24)	HBL2311S	HBL2321S	HBL2331S

Note: See page B-40 for accessories.

Insulgrip®

IP20 SUITABILITY

Description	Cord Dia.	Catalog Number		
Black and white nylon.	.360"-.930" (9-24)	HBL2311	HBL2321	HBL2331
Corrosion resistant, yellow nylon.	.360"-.930" (9-24)	HBL23CM11	HBL23CM21	-
All black nylon.	.360"-.930" (9-24)	HBL2311BK	HBL2321BK	-
Cord clamps with removable inserts. All black nylon.	.360"-.930" (9-24)	HBL2311EBK	HBL2321EBK	-

Note: See page B-51 for accessories.

Valise®

IP20 SUITABILITY



Description	Cord Dia.	Catalog Number		
Yellow nylon.	.325"-.720" (8.26-18.3)	HBL2311VY	HBL2321VY	HBL2331VY
Corrosion resistant, yellow nylon.	.325"-.720" (8.26-18.3)	HBL23CM11V	-	-
Black nylon.	.325"-.720" (8.26-18.3)	HBL2311VBK	HBL2321VBK	HBL2331VBK

Note: See page B-51 for accessories.

Flanged Inlets

Watertight Safety-Shroud®

IP66 SUITABILITY UL Type 4x, 12

Description	Catalog Number		
Gray Valox® housing and flange.	HBL2315SW	HBL2325SW	HBL2335SW
Gray Valox® housing and flange, reverse service (Not shown).	-	HBL2325SWR	-

Note: See page B-54 for accessories.

Insulgrip®

IP20 SUITABILITY

Description	Catalog Number		
Nylon casing, back wired.	HBL2315	HBL2325	HBL2335

Note: See page B-50 for accessories.

See pages B-69 and B-70 for technical information on Twist-Lock and Watertight Safety-Shroud devices.

See page B-74 for technical information on Valise® plugs and connectors.

HBLMITL - For use with Watertight Safety-Shroud receptacles, see page B-39.



Valox® is a trademark of SABIC Innovative Plastics, acquired from General Electric Company.



20A 125V
 NEMA L5-20R
 UL/CSA
 1 HP



20A 250V
 NEMA L6-20R
 UL/CSA
 2 HP



20A 277V AC
 NEMA L7-20R
 UL/CSA
 2 HP

Connector Bodies

Watertight Safety-Shroud®

IP66 SUITABILITY UL Type 4x, 12

Description	Cord Dia.	Catalog Number		
Black Valox® housing, white Valox® clamps.	.360"-.930" (9-24)	HBL2313SW	HBL2323SW	HBL2333SW

Insulgrip®

IP20 SUITABILITY

Description	Cord Dia.	Catalog Number		
Black and white nylon.	.360"-.930" (9-24)	HBL2313	HBL2323	HBL2333
Corrosion resistant, yellow nylon.	.360"-.930" (9-24)	HBL23CM13	HBL23CM23	-
All black nylon.	.360"-.930" (9-24)	HBL2313BK	HBL2323BK	-
Cord clamps with removable inserts. All black nylon.	.360"-.930" (9-24)	HBL2313EBK	HBL2323EBK	-

Note: See page B-51 for accessories.

Valise®

IP20 SUITABILITY



Description	Cord Dia.	Catalog Number		
Yellow nylon.	.325"-.720" (8.26-18.3)	HBL2313VY	HBL2323VY	-
Black nylon.	.325"-.720" (8.26-18.3)	HBL2313VBK	HBL2323VBK	HBL2333VBK

Note: See page B-51 for accessories.

Receptacles

Watertight Safety-Shroud®

IP66 SUITABILITY UL Type 4x, 12

Description	Catalog Number		
Gray Valox® housing and flange, back wired.	HBL2310SW	HBL2320SW	HBL2330SW

Note: See page B-54 for accessories.

Safety-Shroud® Twist-Lock®

IP20 SUITABILITY

Description	Catalog Number		
Gray Valox® angle housing, one gang, back wired.	HBL2310AR	HBL2320AR	HBL2330AR
Gray Valox® surface mounting, one gang, back wired.	HBL2310SR	HBL2320SR	HBL2330SR
Gray Valox® semi-flush, two gang, back wired.	HBL2310SR2	HBL2320SR2	HBL2330SR2

Note: See page B-54 for accessories.

Single Flush Receptacles

IP20 SUITABILITY

Description	Catalog Number		
Black nylon face, back and side wired.	HBL2310	HBL2320	HBL2330
Blue nylon face, back and side wired.	HBL2310M7	HBL2320M4	-
Isolated ground, orange nylon face, back and side wired.	IG2310	IG2320	-
Corrosion resistant, yellow nylon face, back and side wired.	HBL23CM10	-	-
Ring terminal connection.	HBL2310RT	HBL2320RT	-

Note: See page B-50 for accessories.


Insulgrip® Flanged Receptacles

Description	Catalog Number		
Nylon casing, back wired.	HBL2316	HBL2326	HBL2336


Note: See page B-50 for accessories.




HBL2323SW




HBL2313



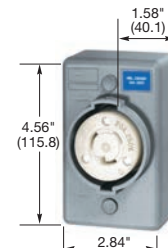
HBL2313VY



HBL2320SW



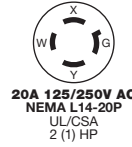


HBL2320AR



HBL2320SR

Dimensions in Inches (mm)

Valox® is a trademark of SABIC Innovative Plastics, acquired from General Electric Company.



Plugs

Watertight Safety-Shroud®

IP66 SUITABILITY UL Type 4x, 12

Description	Cord Dia.	Catalog Number		
Black Valox® housing, white Valox® clamps.	.350"-1.150" (9-29)	HBL2411SW	HBL2421SW	HBL2431SW

Safety-Shroud®

IP20 SUITABILITY

Description	Cord Dia.	Catalog Number		
Black and white nylon body, white Valox® shroud. Can be used with the Insulgrip Connector Bodies.	.350"-1.150" (9-29)	HBL2411S	HBL2421S	HBL2431S

Note: See page B-40 for accessories.

Insulgrip®

IP20 SUITABILITY

Description	Cord Dia.	Catalog Number		
Black and white nylon.	.350"-1.150" (9-29)	HBL2411	HBL2421	HBL2431
Corrosion resistant, yellow nylon.	.350"-1.150" (9-29)	HBL24CM11	HBL24CM21	HBL24CM31
All black nylon.	.350"-1.150" (9-29)	HBL2411BK	-	-

Note: See page B-53 for accessories.

Flanged Inlets

Watertight Safety-Shroud®

IP66 SUITABILITY UL Type 4x, 12

Description	Catalog Number		
Gray Valox® housing and flange.	HBL2415SW	HBL2425SW	HBL2435SW

Note: See page B-54 for accessories.

Insulgrip®

IP20 SUITABILITY

Description	Catalog Number		
Nylon casing, back wired.	HBL2415	HBL2425	HBL2435

Note: See page B-52 for accessories.

See pages B-69 and B-70 for technical information on Twist-Lock and Watertight Safety-Shroud devices.



HBLMITL - For use with Watertight Safety-Shroud receptacles, see page B-39.



20A 125/250V AC
 NEMA L14-20R
 UL/CSA
 2 (1) HP



20A 3Ø 250V AC
 NEMA L15-20R
 UL/CSA
 3 HP



20A 3Ø 480V AC
 NEMA L16-20R
 UL/CSA
 5 HP

Connector Bodies

Watertight Safety-Shroud®

IP66 SUITABILITY UL Type 4x, 12

Description	Cord Dia.	Catalog Number		
Black Valox® housing, white Valox® clamps.	.350"-1.150" (9-29)	HBL2413SW	HBL2423SW	HBL2433SW




HBL2423SW

Insulgrip®

IP20 SUITABILITY

Description	Cord Dia.	Catalog Number		
Black and white nylon.	.350"-1.150" (9-29)	HBL2413	HBL2423	HBL2433
Corrosion resistant, yellow nylon.	.350"-1.150" (9-29)	HBL24CM13	HBL24CM23	HBL24CM33
All black nylon.	.350"-1.150" (9-29)	HBL2413BK	-	-



HBL2413

Note: See page B-53 for accessories.

Receptacles

Watertight Safety-Shroud®

IP66 SUITABILITY UL Type 4x, 12

Description	Catalog Number		
Gray Valox® housing and flange, back wired.	HBL2410SW	HBL2420SW	HBL2430SW


Note: See page B-54 for accessories.

Safety-Shroud® Twist-Lock®

IP20 SUITABILITY

Description	Catalog Number		
Gray Valox® angle housing, one gang, back wired.	HBL2410AR	HBL2420AR	HBL2430AR
Gray Valox® surface mounting, one gang, back wired.	HBL2410SR	HBL2420SR	HBL2430SR
Gray Valox® semi-flush, two gang, back wired.	HBL2410SR2	HBL2420SR2	HBL2430SR2

Note: See page B-54 for accessories.




HBL2420SW

Single Flush Receptacles

IP20 SUITABILITY

Description	Catalog Number		
Black nylon face, back and side wired.	HBL2410	HBL2420	HBL2430
Isolated ground, orange nylon face, back and side wired.	IG2410	IG2420	-
Ring terminal connection.	HBL2410RT	HBL2420RT	-

Note: See page B-52 for accessories.



HBL2420AR

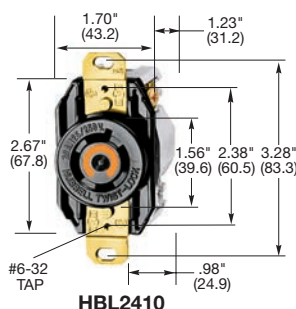
Insulgrip® Flanged Receptacles

Description	Catalog Number		
Nylon casing, back wired.	HBL2416	HBL2426	HBL2436

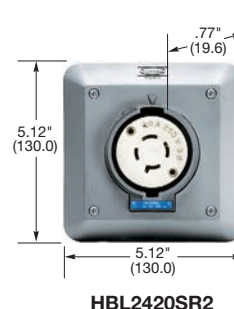
Note: See page B-52 for accessories.



HBL2416



HBL2410




HBL2420SR2



HBL2420SR

Valox® is a trademark of SABIC Innovative Plastics, acquired from General Electric Company.

Dimensions in Inches (mm)



HBL2341

Plugs

Description	Cord Dia.	Catalog Number			
Black and white nylon.	.360"-.930" (9-24)	HBL3721	HBL2341	HBL2351	-
Black and white nylon (Not shown).	.300"-1.050" (7.6-26.7)	-	-	-	HBL2361

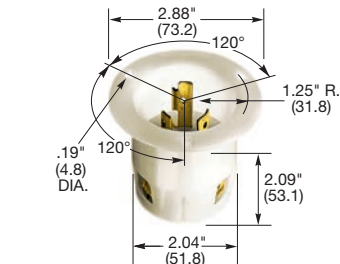
Note: See page B-51 for accessories.



Flanged Inlets

Description	Catalog Number			
Nylon casing, back wired.	HBL3725	HBL2345	HBL2355	HBL2365

Note: See page B-50 for accessories.




HBL2345

Connector Bodies

Description	Cord Dia.	Catalog Number			
Black and white nylon.	.360"-.930" (9-24)	HBL3723	HBL2343	HBL2353	-
Black and white nylon (Not shown).	.300"-1.050" (7.6-26.7)	-	-	-	HBL2363

Note: See page B-51 for accessories.

IP20
SUITABILITY



HBL2343

Single Flush Receptacles

Description	Catalog Number			
Black nylon face, back and side wired.	HBL3720	HBL2340	HBL2350	HBL2360
Watertight Safety-Shroud®, gray Valox® housing and flange, back and side wired, (Not shown).	-	HBL2340SW	-	-
Isolated ground, orange nylon face, back and side wired.	-	IG2340	-	-

Note: See page B-50 for accessories.

Flanged Receptacles

Description	Catalog Number			
Nylon casing, back wired.	HBL3726	HBL2346	HBL2356	HBL2366

Note: See page B-50 for accessories.

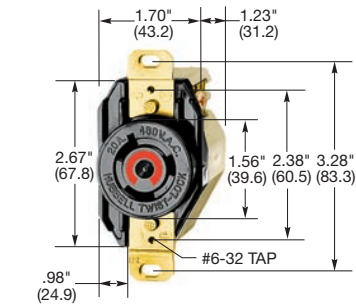
See page B-69 for technical information.

See page B-37 for switched enclosure.

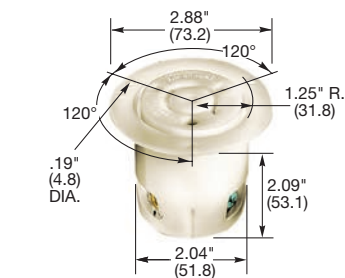
See page B-40 for Add-A-Shroud® kit. For use with connector bodies.

Only receptacles and plugs up to 480V AC are HP rated.

HP ratings are AC only.



HBL2340



HBL2346

IP20
SUITABILITY



20A 3ØY
120/208V AC
NEMA L18-20P
UL Listed
2 HP



20A 3ØY
277/480V AC
NEMA L19-20P
UL Listed
5 HP




20A 3ØY
347/600V AC
NEMA L20-20P
UL Listed

Plugs

Description	Cord Dia.	Catalog Number		
Black and white nylon.	.350"-1.150" (9-29)	HBL2441	HBL2451	HBL2461

Note: See page B-53 for accessories.

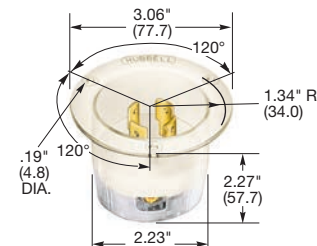


HBL2441

Flanged Inlets

Description	Catalog Number		
Nylon casing, back wired.	HBL2445	HBL2455	HBL2465

Note: See page B-52 for accessories.



HBL2445

IP20
SUITABILITY



20A 3ØY
120/208V AC
NEMA L18-20R
UL Listed
2 HP



20A 3ØY
277/480V AC
NEMA L19-20R
UL Listed
5 HP



20A 3ØY
347/600V AC
NEMA L20-20R
UL Listed

Connector Bodies

Description	Cord Dia.	Catalog Number		
Black and white nylon.	.350"-1.150" (9-29)	HBL2443	HBL2453	HBL2463

Note: See page B-53 for accessories.

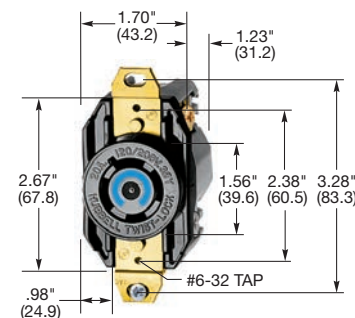


HBL2443

Single Flush Receptacles

Description	Catalog Number		
Black nylon face, back and side wired.	HBL2440	HBL2450	HBL2460

Note: See page B-52 for accessories.



HBL2440

Flanged Receptacles

Description	Catalog Number		
Nylon casing, back wired.	HBL2446	HBL2456	HBL2466

Note: See page B-52 for accessories.

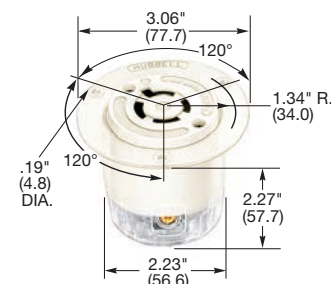
See page B-69 for technical information.

See page B-37 for switched enclosure.

See page B-40 for Add-A-Shroud® kit. For use with connector bodies.

Only receptacles and plugs up to 480V AC are HP rated.

HP ratings are AC only.



HBL2446


Dimensions in Inches (mm)



HBL2511SW



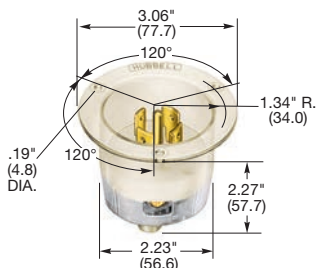
HBL2511S



HBL2511



HBL2515SW



HBL2515

Dimensions in Inches (mm)

Plugs



20A 3ØY
120/208V AC
NEMA L21-20P
UL/CSA
2 HP



20A 3ØY
277/480V AC
NEMA L22-20P
UL/CSA
5 HP



20A 3ØY
347/600V AC
NEMA L23-20P
UL/CSA

Watertight Safety-Shroud®

Description	Cord Dia.	Catalog Number	IP66 SUITABILITY	UL Type 4x, 12
Black Valox® housing, white Valox® clamps.	.350"-1.150" (9-29)	HBL2511SW	-	-

Safety-Shroud®

Description	Cord Dia.	Catalog Number	IP20 SUITABILITY
Black and white nylon body, white Valox® shroud. Can be used with the Insulgrip Connector Bodies.	.350"-1.150" (9-29)	HBL2511S	-

Note: See page B-40 for accessories.

Insulgrip®

Description	Cord Dia.	Catalog Number	IP20 SUITABILITY
Black and white nylon.	.350"-1.150" (9-29)	HBL2511	HBL2521 HBL2531
All black nylon.	.350"-1.150" (9-29)	HBL2511BK	- -
Corrosion resistant, yellow nylon.	.350"-1.150" (9-29)	HBL25CM11	- -
Black and white for flat cable.	.350"-1.150" (9-29)	HBL2511FC	- -

Note: See page B-53 for accessories.

Flanged Inlets

Watertight Safety-Shroud®

Description	Catalog Number	IP66 SUITABILITY	UL Type 4x, 12
Gray Valox® housing and flange.	HBL2515SW	-	-

Note: See page B-52 for accessories.

Insulgrip®

Description	Catalog Number	IP20 SUITABILITY
Nylon casing, back wired.	HBL2515	HBL2525 HBL2535

Note: See page B-52 for accessories.

See pages B-69 and B-70 for technical information on Twist-Lock and Watertight Safety-Shroud devices.



HBLMITL - For use with Watertight Safety-Shroud receptacles, see page B-39.

Valox® is a trademark of SABIC Innovative Plastics, acquired from General Electric Company.



20A 3ØY
120/208V AC
NEMA L21-20R
UL/CSA
2 HP



20A 3ØY
277/480V AC
NEMA L22-20R
UL/CSA
5 HP



20A 3ØY
347/600V AC
NEMA L23-20R
UL/CSA

Connector Bodies

Watertight Safety-Shroud®

IP66 SUITABILITY UL Type 4x, 12

Description	Cord Dia.	Catalog Number		
Black Valox® housing, white Valox® clamps.	.350"-1.150" (9-29)	HBL2513SW	-	-




HBL2513SW

Insulgrip®

IP20 SUITABILITY

Description	Cord Dia.	Catalog Number			
Black and white nylon.	.350"-1.150" (9-29)	HBL2513	HBL2523	HBL2533	
All black nylon.	.350"-1.150" (9-29)	HBL2513BK	-	-	
Corrosion resistant, yellow nylon.	.350"-1.150" (9-29)	HBL25CM13	-	-	
Black and white for flat cable.	.350"-1.150" (9-29)	HBL2513FC	-	-	



HBL2513

Note: See page B-53 for accessories.


Receptacles

Watertight Safety-Shroud®

IP66 SUITABILITY UL Type 4x, 12

Description	Catalog Number		
Gray Valox® housing and flange, back wired.	HBL2510SW	-	-

Note: See page B-54 for accessories.




HBL2510SW

Safety-Shroud® Twist-Lock®

IP20 SUITABILITY

Description	Catalog Number		
Gray Valox® angle housing, one gang, back wired.	HBL2510AR	-	-
Gray Valox® surface mounting, one gang, back wired.	HBL2510SR	-	-
Gray Valox® semi-flush, two gang, back wired.	HBL2510SR2	-	-

Note: See page B-54 for accessories.



HBL2510AR

Single Flush Receptacles

IP20 SUITABILITY

Description	Catalog Number			
Black nylon face, back and side wired.	HBL2510	HBL2520*	HBL2530*	
Isolated ground, orange nylon face, back and side wired.	IG2510	-	-	

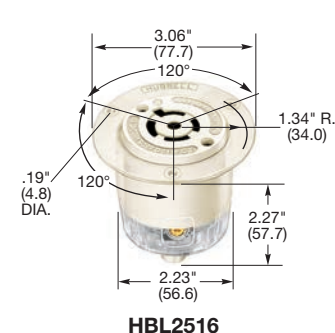
Note: *Not Fed Spec.

See page B-52 for accessories.

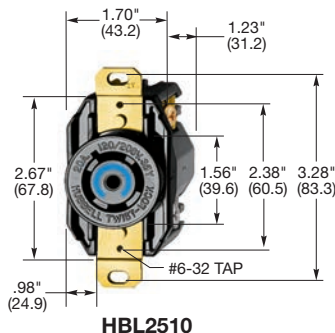
Insulgrip® Flanged Receptacles

Description	Catalog Number			
Nylon casing, back wired.	HBL2516	HBL2526	HBL2536	

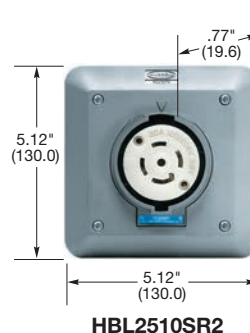
Note: See page B-52 for accessories.



HBL2516



HBL2510



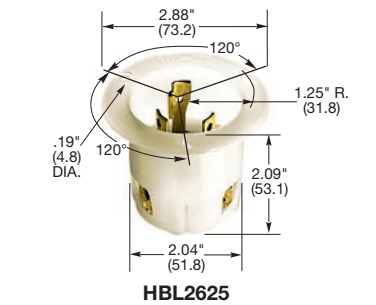

HBL2510SR2



HBL2510SR

Valox® is a trademark of SABIC Innovative Plastics, acquired from General Electric Company.

Dimensions in Inches (mm)



Plugs



Watertight Safety-Shroud®

IP66 SUITABILITY UL Type 4x, 12

Description	Cord Dia.	Catalog Number		
Black Valox® housing, white Valox® clamps.	.325"-.930" (9-24)	HBL2611SW	HBL2621SW	-

Safety-Shroud®

IP20 SUITABILITY

Description	Cord Dia.	Catalog Number		
Black and white nylon body, white Valox® shroud. Can be used with the Insulgrip Connector Bodies.	.360"-.930" (9-24)	HBL2611S	HBL2621S	-

Note: See page B-40 for accessories.

Insulgrip®

IP20 SUITABILITY

Description	Cord Dia.	Catalog Number			
Black and white nylon.	.360"-.930" (9-24)	HBL2611	HBL2621	HBL2631	
Heat stabilized, gray nylon, 220° F (104° C).	.360"-.930" (9-24)	HBL2611F	HBL2621F		-
Corrosion resistant, yellow nylon.	.360"-.930" (9-24)	HBL26CM11	HBL26CM21		-
All black nylon.	.360"-.930" (9-24)	HBL2611BK	HBL2621BK		-

Note: See page B-51 for accessories.

Valise®

IP20 SUITABILITY

Description	Cord Dia.	Catalog Number		
Yellow nylon.	.590"-.930" (15.0-23.6)	HBL2611VY	HBL2621VY	-
Corrosion resistant, yellow nylon.	.590"-.930" (15.0-23.6)	HBL26CM11V	-	-
Black nylon.	.590"-.930" (15.0-23.6)	HBL2611VBK	HBL2621VBK	-

Note: See page B-51 for accessories.

Flanged Inlets

Watertight Safety-Shroud®

IP66 SUITABILITY UL Type 4x, 12

Description	Catalog Number		
Gray Valox® housing and flange.	HBL2615SW	HBL2625SW	-
Reverse service, gray Valox® housing and flange (use with HBL2613SR), (Not shown).	HBL2615SWR	-	-

Note: See page B-54 for accessories.

Insulgrip®

IP20 SUITABILITY

Description	Catalog Number			
Nylon casing, back wired.	HBL2615	HBL2625	HBL2635	
Heat stabilized, gray nylon, 220° F (104° C).	HBL2615F	HBL2625F		-
Nylon casing, weather protective, die cast aluminum, back wired, self closing lift cover.	HBL2615M3	-		-

Note: See page B-50 for accessories.

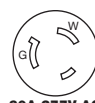
See pages B-69 and B-70 for technical information on Twist-Lock and Watertight Safety-Shroud devices.
 See page B-74 for technical information on Valise plugs and connectors.



30A 125V
 NEMA L5-30R
 UL/CSA
 2 HP



30A 250V
 NEMA L6-30R
 UL/CSA
 2 HP



30A 277V AC
 NEMA L7-30R
 UL/CSA
 3 HP

Connector Bodies

Watertight Safety-Shroud®

IP66 SUITABILITY UL Type 4x, 12

Description	Cord Dia.	Catalog Number		
Black Valox® housing, white Valox® clamps.	.360"-.930" (9-24)	HBL2613SW	HBL2623SW	-
Reverse service, black Valox® housing, white Valox® clamps (use with HBL2615SWR), (Not shown).	.360"-.930" (9-24)	HBL2613SR	-	-



HBL2613SW

Insulgrip®

IP20 SUITABILITY

Description	Cord Dia.	Catalog Number		
Black and white nylon.	.360"-.930" (9-24)	HBL2613	HBL2623	HBL2633
Heat stabilized, gray nylon, 220° F (104° C).	.360"-.930" (9-24)	HBL2613F	HBL2623F	-
Corrosion resistant, yellow nylon.	.360"-.930" (9-24)	HBL26CM13	HBL26CM23	-
All black nylon.	.360"-.930" (9-24)	HBL2613BK	HBL2623BK	-




HBL2623

Note: See page B-51 for accessories.

Valise®

IP20 SUITABILITY

Description	Cord Dia.	Catalog Number		
Yellow nylon.	.590"-.930" (15.0-23.6)	HBL2613VY	HBL2623VY	-
Corrosion resistant, yellow nylon.	.590"-.930" (15.0-23.6)	HBL26CM13V	-	-
Black nylon.	.590"-.930" (15.0-23.6)	HBL2613VBK	HBL2623VBK	-



HBL2613VY

Note: See page B-51 for accessories.

Receptacles

Watertight Safety-Shroud®

IP66 SUITABILITY UL Type 4x, 12

Description	Catalog Number		
Gray Valox® housing and flange, back wired.	HBL2610SW	HBL2620SW	-

Note: See page B-54 for accessories.

Safety-Shroud® Twist-Lock®

IP20 SUITABILITY

Description	Catalog Number		
Gray Valox® angle housing, one gang, back wired.	HBL2610AR	HBL2620AR	-
Gray Valox® surface mounting, one gang, back wired.	HBL2610SR	HBL2620SR	-
Gray Valox® semi-flush, two gang, back wired.	HBL2610SR2	HBL2620SR2	-

Note: See page B-54 for accessories.

Single Flush Receptacles

IP20 SUITABILITY


Description	Catalog Number		
Black nylon face, back and side wired.	HBL2610	HBL2620	HBL2630
Blue nylon face, back and side wired.	HBL2610M6	HBL2620M6	-
Isolated ground, orange nylon face, back and side wired.	IG2610	IG2620	-
Corrosion resistant, yellow nylon face, back and side wired.	HBL26CM10	HBL26CM20	-
Ring terminal connection.	HBL2610RT	HBL2620RT	-

Note: See page B-50 for accessories.


Insulgrip® Flanged Receptacles

Description	Catalog Number		
Nylon casing, back wired.	HBL2616	HBL2626	HBL2636
Heat stabilized, gray nylon, 220° F (104° C).	HBL2616F	HBL2626F	-

Note: See page B-50 for accessories.



HBL2610SW



HBL2620AR




HBL2620SR

Valox® is a trademark of SABIC Innovative Plastics, acquired from General Electric Company.


Dimensions in Inches (mm)



HBL2711SW



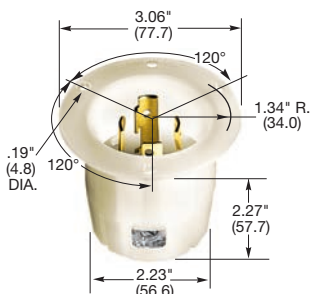
HBL2711S




HBL2711



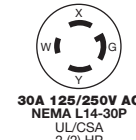
HBL2715SW



HBL2715



HBL2715M3



Plugs

Watertight Safety-Shroud®

IP66 SUITABILITY UL Type 4x, 12

Description	Cord Dia.	Catalog Number		
Black Valox® housing, white Valox® clamps.	.350"-1.150" (9-29)	-	HBL2711SW	HBL2721SW

Safety-Shroud®

IP20 SUITABILITY

Description	Cord Dia.	Catalog Number		
Black and white nylon body, white Valox® shroud. Can be used with the Insulgrip Connector Bodies.	.350"-1.150" (9-29)	-	HBL2711S	HBL2721S

Note: See page B-40 for accessories.

Insulgrip®

IP20 SUITABILITY

Description	Cord Dia.	Catalog Number		
Black and white nylon.	.350"-1.150" (9-29)	-	HBL2711	HBL2721
Black and white nylon, (Not shown).	.300"-.950" (7.6-24.1)	HBL2661	-	-
Corrosion resistant, yellow nylon.	.350"-1.150" (9-29)	-	HBL27CM11	HBL27CM21
All black nylon.	.350"-1.150" (9-29)	-	HBL2711BK	-

Note: See page B-53 for accessories.

Flanged Inlets

Watertight Safety-Shroud®

IP66 SUITABILITY UL Type 4x, 12

Description	Catalog Number		
Gray Valox® housing and flange.	-	HBL2715SW	HBL2725SW
Reverse service, gray Valox® housing and flange (use with HBL2713SR), (Not shown).	-	HBL2715SWR	-

Note: See page B-54 for accessories.

Insulgrip®

IP20 SUITABILITY

Description	Catalog Number		
Nylon casing, back wired.	-	HBL2715	HBL2725
Nylon casing, back wired, (Not shown).	HBL2665	-	-
Nylon casing, weather protective, die cast aluminum, back wired, self closing lift cover.	-	HBL2715M3	-

Note: See page B-52 for accessories.

See pages B-69 and B-70 for technical information on Twist-Lock and Watertight Safety-Shroud devices.

HBLMITL - For use with Watertight Safety-Shroud receptacles and reverse service inlet, see page B-39.





30A 125/250V AC
 NEMA L10-30R
 UL/CSA



30A 125/250V AC
 NEMA L14-30R
 UL/CSA
 2 (2) HP




30A 3Ø 250V AC
 NEMA L15-30R
 UL/CSA
 3 HP

Connector Bodies

Watertight Safety-Shroud®		IP66 SUITABILITY	UL Type 4x, 12	
Description	Cord Dia.	Catalog Number		
Black Valox® housing, white Valox® clamps.	.350"-1.150" (9-29)	-	HBL2713SW	HBL2723SW
Reverse service, black Valox® housing, white Valox® clamps (use with HBL2715SWR), (Not shown).	.350"-1.150" (9-29)	-	HBL2713SR	-

Insulgrip®		IP20 SUITABILITY		
Description	Cord Dia.	Catalog Number		
Black and white nylon.	.350"-1.150" (9-29)	-	HBL2713	HBL2723
Black and white nylon, (Not shown).	.300"-.950" (7.6-24.1)	HBL2663	-	-
Corrosion resistant, yellow nylon.	.350"-1.150" (9-29)	-	HBL27CM13	HBL27CM23
All black nylon.	.350"-1.150" (9-29)	-	HBL2713BK	-

Note: See page B-53 for accessories.



Receptacles

Watertight Safety-Shroud®		IP66 SUITABILITY	UL Type 4x, 12	
Description	Catalog Number			
Gray Valox® housing and flange, back wired.	-	HBL2710SW	HBL2720SW	

Safety-Shroud® Twist-Lock®		IP20 SUITABILITY		
Description	Catalog Number			
Gray Valox® angle housing, one gang, back wired.	-	HBL2710AR	HBL2720AR	
Gray Valox® surface mounting, one gang, back wired.	-	HBL2710SR	HBL2720SR	
Gray Valox® semi-flush, two gang, back wired.	-	HBL2710SR2	HBL2720SR2	


Note: See page B-54 for accessories.



Single Flush Receptacles

Single Flush Receptacles		IP20 SUITABILITY		
Description	Catalog Number			
Black nylon face, back and side wired.	-	HBL2710	HBL2720	
Black nylon face, back and side wired, (Not shown).	HBL2660	-	-	
Isolated ground, orange nylon face, back and side wired.	-	IG2710	IG2720	
Ring terminal connection.	-	HBL2710RT	HBL2720RT	


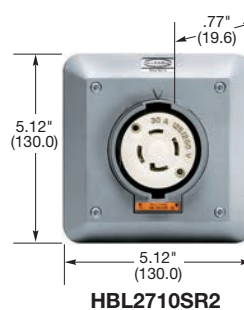
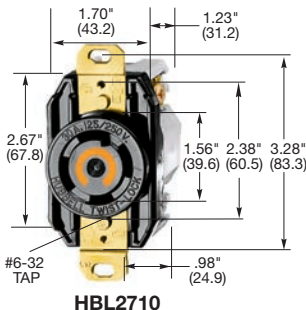
Note: See page B-52 for accessories.



Insulgrip® Flanged Receptacles

Description	Catalog Number		
Nylon casing, back wired.	-	HBL2716	HBL2726

Note: See page B-52 for accessories.




Valox® is a trademark of SABIC Innovative Plastics, acquired from General Electric Company.


Dimensions in Inches (mm)



HBL2731SW



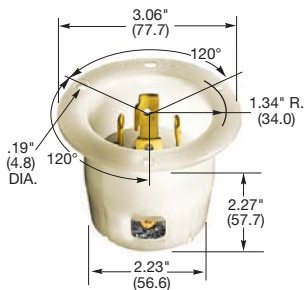
HBL2731S



HBL2731



HBL2735SW



HBL2735

Dimensions in Inches (mm)

Plugs

Watertight Safety-Shroud®

Description	Cord Dia.	IP66 SUITABILITY	UL Type 4x, 12
Black Valox® housing, white Valox® clamps.	.350"-1.150" (9-29)	HBL2731SW	HBL2741SW

Safety-Shroud®

Description	Cord Dia.	IP20 SUITABILITY	Catalog Number
Black and white nylon body, white Valox® shroud. Can be used with the Insulgrip Connector Bodies.	.350"-1.150" (9-29)	HBL2731S	HBL2741S

Note: See page B-40 for accessories.

Insulgrip®

Description	Cord Dia.	IP20 SUITABILITY	Catalog Number
Black and white nylon.	.350"-1.150" (9-29)	HBL2731	HBL2741
Corrosion resistant, yellow nylon.	.350"-1.150" (9-29)	HBL27CM31	HBL27CM41

Note: See page B-53 for accessories.



30A 3Ø 480V AC
 NEMA L16-30P
 UL/CSA
 10 HP



30A 3Ø 600V AC
 NEMA L17-30P
 UL/CSA

Flanged Inlets

Watertight Safety-Shroud®

Description	IP66 SUITABILITY	UL Type 4x, 12
Gray Valox® housing and flange.	HBL2735SW	HBL2745SW

Note: See page B-54 for accessories.

Insulgrip®

Description	IP20 SUITABILITY	Catalog Number
Nylon casing, back wired.	HBL2735	HBL2745

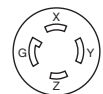
Note: See page B-52 for accessories.

See pages B-69 and B-70 for technical information on Twist-Lock and Watertight Safety-Shroud devices.

HBLMITL - For use with Watertight Safety-Shroud receptacles, see page B-39.



Valox® is a trademark of SABIC Innovative Plastics, acquired from General Electric Company.



30A 3Ø 480V AC
 NEMA L16-30R
 UL/CSA
 10 HP



30A 3Ø 600V AC
 NEMA L17-30R
 UL/CSA

Connector Bodies

Watertight Safety-Shroud®

IP66 SUITABILITY UL Type 4x, 12

Description	Cord Dia.	Catalog Number	
Black Valox® housing, white Valox® clamps.	.350"-1.150" (9-29)	HBL2733SW	HBL2743SW

Insulgrip®

IP20 SUITABILITY

Description	Cord Dia.	Catalog Number	
Black and white nylon.	.350"-1.150" (9-29)	HBL2733	HBL2743
Corrosion resistant, yellow nylon.	.350"-1.150" (9-29)	HBL27CM33	HBL27CM43

Note: See page B-53 for accessories.



Receptacles

Watertight Safety-Shroud®

IP66 SUITABILITY UL Type 4x, 12

Description	Catalog Number	
Gray Valox® housing and flange, back wired.	HBL2730SW	HBL2740SW


Note: See page B-54 for accessories.

Safety-Shroud® Twist-Lock®

IP20 SUITABILITY

Description	Catalog Number	
Gray Valox® angle housing, one gang, back wired.	HBL2730AR	HBL2740AR
Gray Valox® surface mounting, one gang, back wired.	HBL2730SR	HBL2740SR
Gray Valox® semi-flush, two gang, back wired.	HBL2730SR2	HBL2740SR2

Note: See page B-54 for accessories.




Single Flush Receptacles

IP20 SUITABILITY

Description	Catalog Number	
Black nylon face, back and side wired.	HBL2730	HBL2740


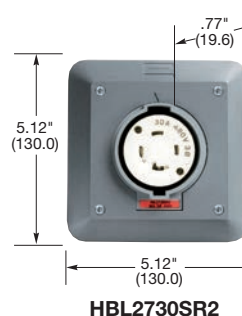
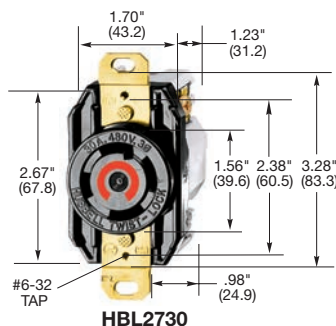
Note: See page B-52 for accessories.



Insulgrip® Flanged Receptacles

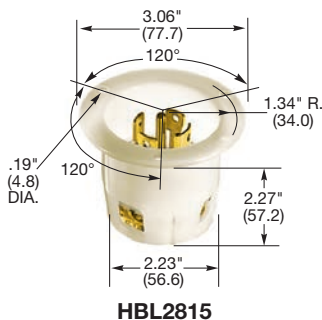

Description	Catalog Number	
Nylon casing, back wired.	HBL2736	HBL2746

Note: See page B-52 for accessories.



Valox® is a trademark of SABIC Innovative Plastics, acquired from General Electric Company.

Dimensions in Inches (mm)



Dimensions in Inches (mm)

Plugs

Watertight Safety-Shroud®

Description	Cord Dia.	Catalog Number	IP66 SUITABILITY	UL Type 4x, 12
Black Valox® housing, white Valox® clamps.	.350"-1.150" (9-29)	HBL2811SW	HBL2821SW	HBL2831SW

Safety-Shroud®

Description	Cord Dia.	Catalog Number	IP20 SUITABILITY
Black and white nylon body, white Valox® shroud. Can be used with the Insulgrip Connector Bodies.	.350"-1.150" (9-29)	HBL2811S	-

Note: See page B-40 for accessories.

Insulgrip®

Description	Cord Dia.	Catalog Number	IP20 SUITABILITY
Black and white nylon.	.350"-1.150" (9-29)	HBL2811	HBL2821 HBL2831
Corrosion resistant, yellow nylon.	.350"-1.150" (9-29)	HBL28CM11	-
Black and white for flat cable.	.350"-1.150" (9-29)	HBL2811FC	-
All black nylon.	.350"-1.150" (9-29)	HBL2811BK	-

Note: See page B-53 for accessories.

Flanged Inlets

Watertight Safety-Shroud®

Description	Catalog Number	IP66 SUITABILITY	UL Type 4x, 12
Gray Valox® housing and flange.	HBL2815SW	-	-

Note: See page B-54 for accessories.

Insulgrip®

Description	Catalog Number	IP20 SUITABILITY
Nylon casing, back wired.	HBL2815	HBL2825 HBL2835

Note: See page B-52 for accessories.

See pages B-69 and B-70 for technical information on Twist-Lock and Watertight Safety-Shroud devices.

HBLMITL - For use with Watertight Safety-Shroud receptacles, see page B-39.



Valox® is a trademark of SABIC Innovative Plastics, acquired from General Electric Company.



30A 3ØY
120/208V AC
NEMA L21-30R
UL/CSA
3 HP



30A 3ØY
277/480V AC
NEMA L22-30R
UL/CSA
10 HP



30A 3ØY
347/600V AC
NEMA L23-30R
UL/CSA

Connector Bodies

Watertight Safety-Shroud®

IP66 SUITABILITY UL Type 4x, 12

Description	Cord Dia.	Catalog Number		
Black Valox® housing, white Valox® clamps.	.350"-1.150" (9-29)	HBL2813SW	-	-




HBL2813SW

Insulgrip®

IP20 SUITABILITY

Description	Cord Dia.	Catalog Number			
Black and white nylon.	.350"-1.150" (9-29)	HBL2813	HBL2823	HBL2833	
Corrosion resistant, yellow nylon.	.350"-1.150" (9-29)	HBL28CM13	-	-	
Black and white for flat cable.	.350"-1.150" (9-29)	HBL2813FC	-	-	
All black nylon.	.350"-1.150" (9-29)	HBL2813BK	-	-	



HBL2813

Note: See page B-53 for accessories.

Receptacles

Watertight Safety-Shroud®

IP66 SUITABILITY UL Type 4x, 12

Description	Catalog Number			
Gray Valox® housing and flange, back wired.	HBL2810SW	HBL2820SW	HBL2830SW	


Note: See page B-54 for accessories.

Safety-Shroud® Twist-Lock®

IP20 SUITABILITY

Description	Catalog Number			
Gray Valox® angle housing, one gang, back wired.	HBL2810AR	-	-	
Gray Valox® surface mounting, one gang, back wired.	HBL2810SR	-	-	
Gray Valox® semi-flush, two gang, back wired.	HBL2810SR2	-	-	

Note: See page B-54 for accessories.




HBL2810SW

Single Flush Receptacles

IP20 SUITABILITY

Description	Catalog Number			
Black nylon face, back and side wired.	HBL2810	HBL2820	HBL2830	
Isolated ground, orange nylon face, back and side wired.	IG2810	-	-	
Ring terminal connection.	HBL2810RT	-	-	

Note: See page B-52 for accessories.

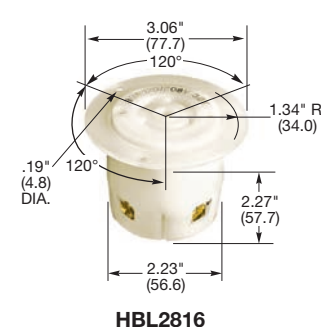


HBL2810AR

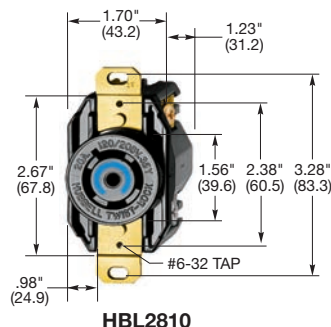
Insulgrip® Flanged Receptacles

Description	Catalog Number			
Nylon casing, back wired.	HBL2816	HBL2826	HBL2836	

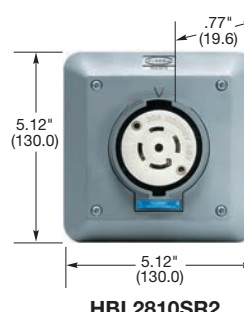
Note: See page B-52 for accessories.




HBL2816



HBL2810




HBL2810SR2



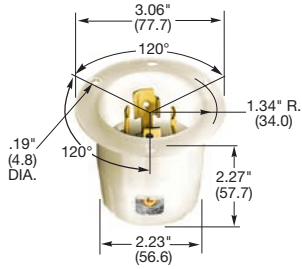
HBL2810SR

Valox® is a trademark of SABIC Innovative Plastics, acquired from General Electric Company.

Dimensions in Inches (mm)



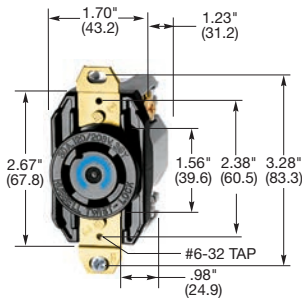
HBL2751



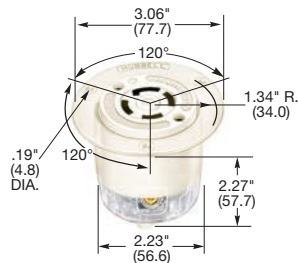
HBL2755



HBL2753



HBL2750



HBL2756

IP20
SUITABILITY



30A 3ØY
120/208V AC
NEMA L18-30P
UL Listed
3 HP



30A 3ØY
277/480V AC
NEMA L19-30P
UL Listed
10 HP



30A 3ØY
347/600V AC
NEMA L20-30P
UL Listed

Plugs

Description	Cord Dia.	Catalog Number
Black and white nylon.	.350"-1.150" (9-29)	HBL2751 HBL2761 HBL2771

Note: See page B-53 for accessories.

Flanged Inlets

Description	Catalog Number
Nylon casing, back wired.	HBL2755 HBL2765 HBL2775

Note: See page B-52 for accessories.

IP20
SUITABILITY



30A 3ØY
120/208V AC
NEMA L18-30R
UL Listed
3 HP



30A 3ØY
277/480V AC
NEMA L19-30R
UL Listed
10 HP



30A 3ØY
347/600V AC
NEMA L20-30R
UL Listed

Connector Bodies

Description	Cord Dia.	Catalog Number
Black and white nylon.	.350"-1.150" (9-29)	HBL2753 HBL2763 HBL2773

Note: See page B-53 for accessories.

Single Flush Receptacles

Description	Catalog Number
Black nylon face, back and side wired.	HBL2750 HBL2760 HBL2770

Note: See page B-52 for accessories.

Flanged Receptacles

Description	Catalog Number
Nylon casing, back wired.	HBL2756 HBL2766 HBL2776

Note: See page B-52 for accessories.

See page B-69 for technical information on Twist-Lock devices.



IP20
SUITABILITY



30A 480V AC
NEMA L8-30P
UL/CSA
5 HP




30A 600V AC
NEMA L9-30P
UL/CSA

Plugs

Description	Cord Dia.	Catalog Number
Black and white nylon.	.325"-.930" (8.25-24)	HBL2641 HBL2651

Note: See page B-51 for accessories.

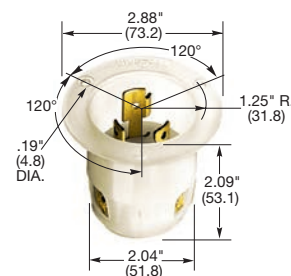


HBL2651

Flanged Inlets

Description	Catalog Number
Nylon casing, back wired.	HBL2645 HBL2655

Note: See page B-50 for accessories.



HBL2655

IP20
SUITABILITY



30A 480V AC
NEMA L8-30R
UL/CSA
5 HP




30A 600V AC
NEMA L9-30R
UL/CSA

Connector Bodies

Description	Cord Dia.	Catalog Number
Black and white nylon.	.325"-.930" (8.25-24)	HBL2643 HBL2653

Note: See page B-51 for accessories.

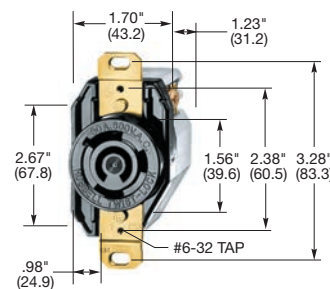


HBL2653

Single Flush Receptacles

Description	Catalog Number
Black nylon face, back and side wired.	HBL2640 HBL2650

Note: See page B-50 for accessories.

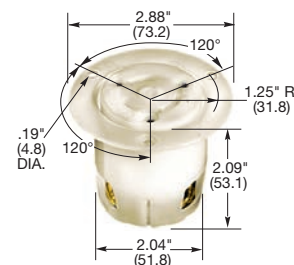


HBL2650

Flanged Receptacles

Description	Catalog Number
Nylon casing, back wired.	HBL2646 HBL2656

Note: See page B-50 for accessories.
 See page B-69 for technical information on Twist-Lock devices.



HBL2656

Dimensions in Inches (mm)

Twist-Lock® Devices
Switched Safety Enclosures
Switched Twist-Lock® and Hubbellock® Enclosures



Lockable handle provides lockout protection for greater safety and complies with OSHA lockout requirements

Horsepower rated switch

Angled 20 or 30 amp Hubbell Twist-Lock® receptacle provides low profile and helps control cable arc of bend

Large receptacle gasketless door and hinge assembly

Premolded conduit entry hole is offset to prevent water condensation from falling directly on interior electrical components, while speeding installation by making it easier to pull conductors

SETL3

Heavy-duty internal frame bonds conduit and all grounds and has a DIN rail to accommodate the switch

Moveable feet may be used in horizontal or vertical position or may be removed and premarked holes drilled for Type 1 or 3R installations

The Switched Twist-Lock® and Hubbellock® Enclosures integrate a receptacle and a switch to produce distinct advantages for the user. This enclosure replaces box, switch, cover and all in a compact design that meets Type 3R Rainproof or 12K Dust-tight requirements. The receptacle is angled downward for a low profile, and it maintains a low profile while accommodating either a 20 or 30 Amp Twist-Lock receptacle or 30 Amp, 4 wire Hubbellock receptacle. The enclosure can be used in top, bottom or back feed applications. The handle is designed to be locked in the off position for lockout protection.

Hubbell has developed the Switched Safety Enclosure because users want to be able to disconnect higher voltage

devices confidently. Hubbell responded with a line of Switched Safety Enclosures for Twist-Lock and Hubbellock receptacles.

The provision of the integral switch and the receptacle in a compact, non-metallic enclosure encourages the safe operating practice of disconnecting at the switch rather than the plug and receptacle.

For plants and factories in a wide variety of industries, as well as light industrial facilities, Hubbell's Switched Enclosures offer an upgrade that's convenient, compact and easy to install.



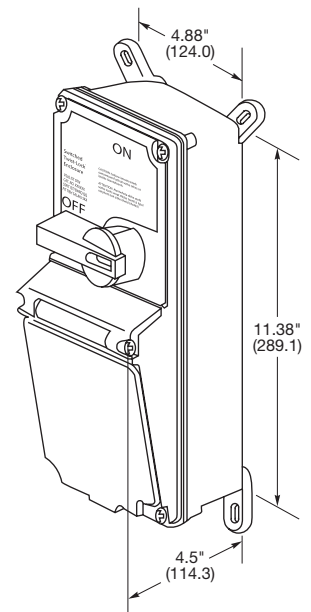
UL Listed, CSA Certified
 Type 3R and 12K Enclosure Rating

IP54
 SUITABILITY

Switched Enclosure Ready for Twist-Lock® Receptacle Addition

Ideal unit for stockroom. This single unit provides the complete enclosure ready to accept any Hubbell 20 or 30A Twist-Lock receptacle.

Description	Ratings	Catalog Number
Switched Twist-Lock enclosure accommodates any NEMA 2 pole, 3 wire to 4 pole, 5 wire grounding receptacle (sold separately).	Amperage, voltage, and horsepower ratings will be determined by the choice of the NEMA 20 or 30A Twist-Lock receptacle selected.	SETL3
Auxiliary contact.	“Break After Main Break”, 1 set of n/o contacts, 1 set of n/c contacts.	HBLAC1
Auxiliary contact.	“Break Before Main Break”, 1 set of n/o contacts.	HBLAC2



SETL3

Switched Enclosure Complete with Twist-Lock® Receptacle

Completely pre-wired with a Twist-Lock receptacle, these application oriented combinations are available to satisfy your needs.

Description	Amps	Voltage	NEMA Config.	Horsepower	Switched Enclosure	Use Twist-Lock Plug
Switched Twist-Lock enclosure with a pre-wired HBL2720 receptacle.	30	3Ø 240V AC	L15-30R	3	SE2720A	HBL2721
Switched Twist-Lock enclosure with a pre-wired HBL2730 receptacle.	30	3Ø 480V AC	L16-30R	10	SE2730A	HBL2731




SE2720A

Switched Enclosure Ready for Hubbellock® Receptacle Addition

Ideal unit for stockroom. This single unit provides the complete enclosure ready to accept your 30A, 4 wire Hubbellock receptacle choice.

Description	Ratings	Catalog Number
Switched enclosure for use with 3 pole 4 wire 30A Hubbellock receptacle (sold separately).	Amperage, voltage, and horsepower ratings will be determined by the choice of the 4 wire Hubbellock receptacle selected.	SEHBL3
Auxiliary contact.	“Break After Main Break”, 1 set of n/o contacts, 1 set of n/c contacts.	HBLAC1
Auxiliary contact.	“Break Before Main Break”, 1 set of n/o contacts.	HBLAC2



HBLAC1

HBLAC2

Replacement Mounting Feet

Description	Catalog Number
For 30A switches.	HBLRFT1^Δ



HBLRFT1

Note: ^Δ Package of 10 feet and 10 screws.
 For technical information see page B-72.


Dimensions in Inches (mm)



Lockable handle provides lockout protection for greater safety and complies with OSHA lockout requirements

Heavy-duty interlock linkage prevents make and break under load

Angled 20 or 30 amp Hubbell Watertight Safety-Shroud® Twist-Lock® receptacle provides watertight, low profile and mechanical interlock capabilities (ordered separately)



Enclosure back is designed for top, bottom or back feed options

Horsepower rated switch

HBLMITL

Heavy-duty internal frame bonds conduit and all grounds and has a DIN rail to accommodate the switch

Moveable feet may be used in horizontal or vertical position or may be removed and premarked holes drilled for Type 1 or 3R installations

Premolded conduit entry hole is offset to prevent water condensation from falling directly on interior electrical components, while speeding installation by making it easier to pull conductors

Hubbell offers the only mechanical interlock for Twist-Lock®. This new, unfused mechanical interlock for watertight Safety-Shroud® Twist-Lock® integrates a watertight receptacle with a linked disconnect switch to provide a mechanically interlocked receptacle. This virtually eliminates the possibility of making or breaking the circuit while under load or making a casual or “lazy” connection.

The switch cannot be turned “ON” until the plug is properly inserted and locked, and the plug cannot be removed until the switch is turned “OFF.” All these protective features are included in a compact Type 4X hose-directed water and

corrosion resistant enclosure that allows for top, bottom or back feed options.

The non-metallic enclosure is nonconductive, yet has an internal frame to assure ground continuity with metallic conduit.

In addition, this interlock works with all Safety-Shroud Twist-Lock Plugs. The new unfused mechanical interlock for watertight Safety-Shroud Twist-Lock can be locked out as a method of compliance with OSHA lockout/tagout regulations.



UL Listed, CSA Certified TYPE 4,
4X and TYPE 12K Enclosure Rating

IP66
SUITABILITY

Mechanical Interlock Ready for Twist-Lock® Receptacle Addition

This unit is a complete enclosure ready to accept any 20 or 30A Watertight Safety-Shroud Twist-Lock Receptacle.

Description	Ratings	Catalog Number
Mechanical Interlock accommodates 20A or 30A Watertight Safety-Shroud Twist-Lock receptacles.	Amperage and voltage ratings will be determined by the choice of the Watertight Safety-Shroud Twist-Lock selected. Supplied with 3/4" NPT Hub.	HBLMITL

Accepts the following Watertight Safety-Shroud® Twist-Lock® Receptacles:
20A

Rating	Voltage AC	NEMA Config.	Max. HP Rating*	Receptacle Catalog Number	Use Watertight Safety-Shroud Twist-Lock Plug
2 Pole, 3 Wire	120	L5-20	1	HBL2310SW	HBL2311SW
	208-240	L6-20	2.5	HBL2320SW	HBL2321SW
	277	L7-20	3	HBL2330SW	HBL2331SW
3 Pole, 4 Wire	120/240	L14-20	2.5	HBL2410SW	HBL2411SW
	240 3Ø	L15-20	5 (3@208V)	HBL2420SW	HBL2421SW
	480 3Ø	L16-20	10	HBL2430SW	HBL2431SW
4 Pole, 5 Wire	120/208 3ØY	L21-20	3	HBL2510SW	HBL2511SW

30A

2 Pole, 3 Wire	120	L5-30	1	HBL2610SW	HBL2611SW
	208-240	L6-30	3	HBL2620SW	HBL2621SW
3 Pole, 4 Wire	120/240	L14-30	3	HBL2710SW	HBL2711SW
	240 3Ø	L15-30	7.5	HBL2720SW	HBL2721SW
	480 3Ø	L16-30	15	HBL2730SW	HBL2731SW
4 Pole, 5 Wire	600 3Ø	L17-30	15	HBL2740SW	HBL2741SW
	120/208 3ØY	L21-30	7.5	HBL2810SW	HBL2811SW
	277/480	L22-30	7.5	HBL2820SW	HBL2821SW
	347/600	L23-30	7.5	HBL2830SW	HBL2831SW

30A Reverse Service

2 Pole, 3 Wire	120	L5-30	1	HBL2615SWR	HBL2613SR
3 Pole, 4 Wire	120/240	L14-30	3	HBL2715SWR	HBL2713SR
3 Pole, 4 Wire	240 3Ø	L15-30	7.5	HBL2725SWR	HBL2723SR

Auxiliary Contacts

Description	Ratings	Catalog Number
Auxiliary contact.	"Break After Main Break", 1 set of n/o contacts, 1 set of n/c contacts.	HBLAC1
Auxiliary contact.	"Break Before Main Break", 1 set of n/o contacts.	HBLAC2

Replacement Parts

Description	Catalog Number
Ground block.	HBL30RGB
Neutral block.	HBL30RNB
Replacement switch.	HBLDS3RS

Replacement Mounting Feet

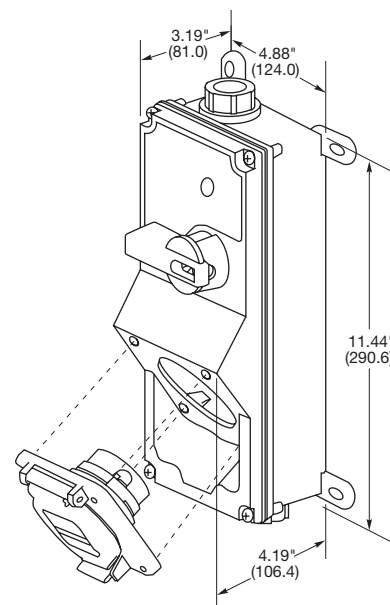
Description	Catalog Number
For 30A switches.	HBLRFT1^A

Note: *HP ratings for the final unit are determined by the HP rating of the switch, limited by the full load current capability of the receptacle at 80% of rated current, number of phases and line voltage. HP ratings listed above are AC only.

^APackage of 10 feet and 10 screws.

See pages B-52 and B-53 for accessories.

See page B-73 for technical information.



HBLMITL



HBL2620SW



HBL2713SR



HBLAC1



HBLAC2



HBL30RGB



HBL30RNB



HBLRFT1

Dimensions in Inches (mm)



Safety-Shroud® Twist-Lock® – 20 and 30 Ampere

The Add-A-Shroud® devices allow conversion of existing 20A and 30A 3 to 5 wire Hubbell Insulgrip® Twist-Lock devices to a Safety-Shroud Twist-Lock plug. These devices provide a convenient and cost-effective way to convert existing Hubbell Insulgrip Twist-Lock plugs to Safety-Shroud Twist-Lock plugs. The Safety-Shroud Twist-Lock plug permits engagement with the Hubbell Mechanical Interlock Enclosure which virtually prevents make and break under load.

Add-A-Shroud® Catalog Number HBLSS3

For conversion of all 3 wire Hubbell Insulgrip Twist-Lock Devices.

Rating	Voltage AC	NEMA Config. Reference Number	Plug Catalog Number	Add-A-Shroud Catalog Number
20A, 2 Pole 3 Wire Grounding	125V	L5-20	HBL2311	HBLSS3
	250V	L6-20	HBL2321	HBLSS3
	277V AC	L7-20	HBL2331	HBLSS3
	480V AC	L8-20	HBL2341	HBLSS3
	600V AC	L9-20	HBL2351	HBLSS3
30A, 2 Pole 3 Wire Grounding	125V	L5-30	HBL2611	HBLSS3
	250V	L6-30	HBL2621	HBLSS3
	277V AC	L7-30	HBL2631	HBLSS3
	480V AC	L8-30	HBL2641	HBLSS3
	600V AC	L9-30	HBL2651	HBLSS3



Add-A-Shroud® Catalog Number HBLSS45

For conversion of all 4 and 5 wire Hubbell Insulgrip Twist-Lock Devices.

Rating	Voltage AC	NEMA Config. Reference Number	Plug Catalog Number	Add-A-Shroud Catalog Number
20A, 3 Pole 4 Wire Grounding	125/250V AC	L14-20	HBL2411	HBLSS45
	3Ø250V AC	L15-20	HBL2421	HBLSS45
	3Ø480V AC	L16-20	HBL2431	HBLSS45
30A, 3 Pole 4 Wire Grounding	125/250V AC	L14-30	HBL2711	HBLSS45
	3Ø250V AC	L15-30	HBL2721	HBLSS45
	3Ø480V AC	L16-30	HBL2731	HBLSS45
	3Ø600V AC	L17-30	HBL2741	HBLSS45
20A, 4 Pole 5 Wire Grounding	3ØY 120/208V AC	L21-20	HBL2511	HBLSS45
	3ØY 277/480V AC	L22-20	HBL2521	HBLSS45
	3ØY 347/600V AC	L23-20	HBL2531	HBLSS45
30A, 4 Pole 5 Wire Grounding	3ØY 120/208V AC	L21-30	HBL2811	HBLSS45
	3ØY 277/480V AC	L22-30	HBL2821	HBLSS45
	3ØY 347/600V AC	L23-30	HBL2831	HBLSS45



Non-NEMA Twist-Lock® Devices

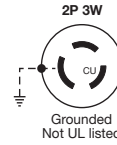
10 Ampere, 250 Volts, 15 Ampere 125 Volts

3 Pole, 3 Wire and 2 Pole, 3 Wire



For Replacement Use Only


IP20
SUITABILITY



Plugs

Description	Cord Dia.	Catalog Number	
Black and white nylon. Multiple drive screws.	230"-.720" (5.8-18.3)	HBL7567C	-
Yellow and white nylon. Multiple drive screws.	230"-.720" (5.8-18.3)	HBL7567CY	-

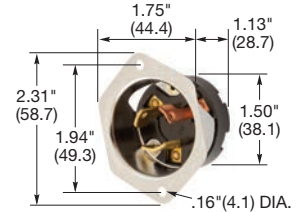
Note: See page B-49 for accessories.



HBL7567C

Flanged Inlets

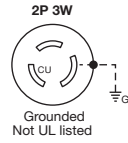
Description	Catalog Number	
Stainless steel casing.	HBL7556	HBL7556G



HBL7556

For Replacement Use Only


IP20
SUITABILITY



Connector Bodies

Description	Cord Dia.	Catalog Number	
Insulgrip connector, black and white nylon. Multiple drive screws.	230"-.720" (5.8-18.3)	HBL7565C	-
Insulgrip connector, yellow and white nylon. Multiple drive screws.	230"-.720" (5.8-18.3)	HBL7565CY	-
Black phenolic.	.296"-.625" (7.5-15.9)	HBL7555	HBL7555G

Note: See page B-49 for accessories.




HBL7565C

Receptacles

Description	Catalog Number	
Duplex, black RTP*, back and side wired.	HBL7580	HBL7580G
Single, black phenolic, back and side wired.	HBL7582	HBL7582G

Note: See page B-48 for accessories.



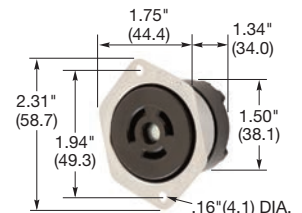
HBL7580

Flanged Receptacles

Description	Catalog Number	
Stainless steel casing.	HBL7557	HBL7557G

Note: See page B-49 for accessories.

*RTP is an abbreviation for reinforced thermoplastic.
The devices shown on this page are not listed by Underwriters Laboratories Inc. and are for replacement use only in existing installations.



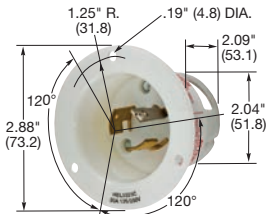
HBL7557

CAUTION: To avoid electrical shock, review premises carefully and do not use if slot or blade configuration (design) is already in a circuit having a rating differing from the rating of this device.


Dimensions in Inches (mm)



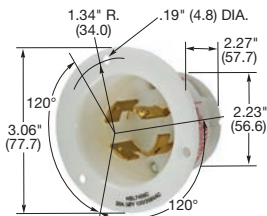
HBL9965C



HBL3325C



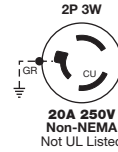
HBL7411C



HBL7408C

For Replacement Use Only

IP20
SUITABILITY



Plugs

Description	Cord Dia.	Catalog Number	
Black and white nylon.	.360"-.930" (9-24)	HBL9965GCB	HBL9965C
Corrosion resistant, yellow nylon.	.360"-.930" (9-24)	-	HBL99CM65C

Note: See page B-51 for accessories.

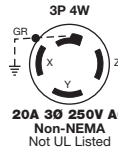
Flanged Inlets

Description	Catalog Number
Nylon casing, back wired.	- HBL3325C

Note: See page B-50 for accessories.

For Replacement Use Only

IP20
SUITABILITY



Plugs

Description	Cord Dia.	Catalog Number	
Black and white nylon.	.350"-1.150" (9-29)	HBL7411GCB	HBL7411C

Note: See page B-53 for accessories.

Flanged Inlets

Description	Catalog Number
Nylon casing, back wired.	- HBL7408C

Note: See page B-52 for accessories.

See page B-69 for technical information.
 The devices shown on this page are not listed by Underwriters Laboratories Inc. and are for replacement use only in existing installations.

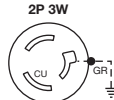
CAUTION: To avoid electrical shock, review premises carefully and do not use if slot or blade configuration (design) is already in a circuit having a rating differing from the rating of this device.

Dimensions in Inches (mm)



For Replacement Use Only

IP20
SUITABILITY



20A 250V
Non-NEMA
Not UL Listed



20A 125/250V
Non-NEMA
Not UL Listed

Connector Bodies

Description	Cord Dia.	Catalog Number
Black and white nylon.	.360"-.930" (9-24)	HBL7314GCB HBL7314C
Corrosion resistant, yellow nylon.	.360"-.930" (9-24)	- HBL73CM14C

Note: See page B-51 for accessories.

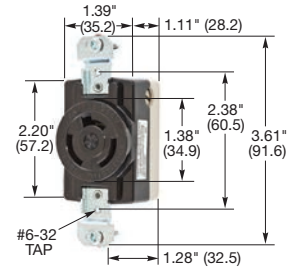


HBL7314C

Single Flush Receptacles

Description	Catalog Number
Black nylon face, back wired.	HBL7310BG HBL7310B

Note: See page B-50 for accessories.




HBL7310B

Flanged Receptacles

Description	Catalog Number
Nylon casing, back wired.	- HBL3326C

Note: See page B-50 for accessories.



HBL3326C

For Replacement Use Only

IP20
SUITABILITY



20A 3Ø 250V AC
Non-NEMA
Not UL Listed



20A 3Ø Y
120/208V AC
Non-NEMA
Not UL Listed

Connector Bodies

Description	Cord Dia.	Catalog Number
Black and white nylon.	.350"-1.150" (9-29)	HBL7413GCB HBL7413C

Note: See page B-53 for accessories.

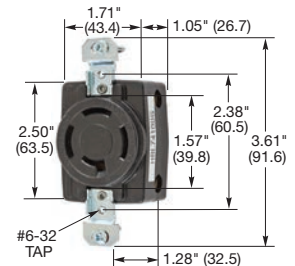


HBL7413GCB

Single Flush Receptacles

Description	Catalog Number
Black urea face, back wired.	HBL7410BG HBL7410B
Mounted on a 4" (101.6) round metal cover.	- HBL7417B

Note: See page B-52 for accessories.



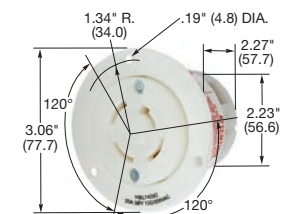
HBL7410BG

Flanged Receptacles

Description	Catalog Number
Nylon casing, back wired.	- HBL7409C

Note: See page B-52 for accessories.


The devices shown on this page are not listed by Underwriters Laboratories Inc. and are for replacement use only in existing installations.



HBL7409C

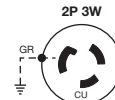
CAUTION: To avoid electrical shock, review premises carefully and do not use if slot or blade configuration (design) is already in a circuit having a rating differing from the rating of this device.

Dimensions in Inches (mm)



For Replacement Use Only

IP20
SUITABILITY



30A 250V
Non-NEMA
Not UL listed



30A 125/250V
Non-NEMA
Not UL Listed

Insulgrip® Plugs

Description	Cord Dia.	Catalog Number	
Black and white nylon.	.360"-.930" (9-24)	HBL3331GC	HBL3331C

Note: See page B-51 for accessories.



Insulgrip® Flanged Inlets

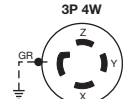
Description	Catalog Number
Nylon casing, back wired.	HBL3334C

Note: See page B-50 for accessories.



For Replacement Use Only

IP20
SUITABILITY



30A 3Ø 250V AC
Non-NEMA
Not UL Listed



Non-NEMA
30A 3Ø Y
120/208V AC
Not UL Listed

Insulgrip® Plugs

Description	Cord Dia.	Catalog Number	
Black and white nylon.	.350"-1.150" (9-29)	HBL3431GCB	HBL3431C

Note: See page B-53 for accessories.

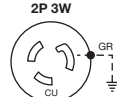
See page B-69 for technical information.

The devices shown on this page are not listed by Underwriters Laboratories Inc.
 and are for replacement use only in existing installations.



For Replacement Use Only

IP20
SUITABILITY



2P 3W
30A 250V
Non-NEMA
Not UL listed



3P 3W
30A 125/250V
Non-NEMA
Not UL Listed

Insulgrip® Connector Bodies

Description	Cord Dia.	Catalog Number
Black and white nylon.	.360"-.930" (9-24)	HBL3333GC HBL3333C

Note: See page B-51 for accessories.

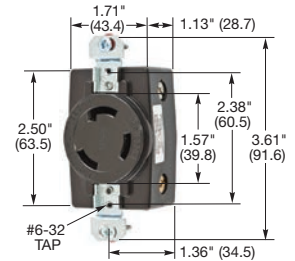


HBL3333GC

Single Flush Receptacles

Description	Catalog Number
Black urea face, back wired.	HBL3330G HBL3330

Note: See page B-50 for accessories.

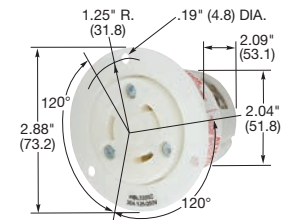


HBL3330G

Insulgrip® Flanged Receptacles

Description	Catalog Number
Nylon casing, back wired.	- HBL3335C

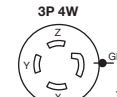
Note: See page B-50 for accessories.



HBL3335C

For Replacement Use Only

IP20
SUITABILITY



3P 4W
30A 3Ø 250V AC
Non-NEMA
Not UL Listed



4P 4W
30A 3Ø Y
120/208V AC
Non-NEMA
Not UL Listed

Insulgrip® Connector Bodies

Description	Cord Dia.	Catalog Number
Black and white nylon.	.350"-1.150" (9-29)	HBL3433GCB HBL3433C

Note: See page B-53 for accessories.

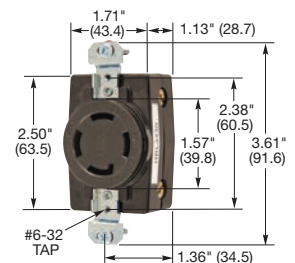


HBL3433C

Single Flush Receptacles

Description	Catalog Number
Black phenolic, back wired.	HBL3430G HBL3430

Note: See page B-52 for accessories.



HBL3430

Insulgrip® Flanged Receptacles

Description	Catalog Number
Nylon casing, back wired.	HBL3435CM2 -

Note: See page B-50 for accessories.

The devices shown on this page are not listed by Underwriters Laboratories Inc. and are for replacement use only in existing installations.

CAUTION: To avoid electrical shock, review premises carefully and do not use if slot or blade configuration (design) is already in a circuit having a rating differing from the rating of this device.

Dimensions in Inches (mm)



HBL3521C

For Replacement Use Only

IP20
SUITABILITY

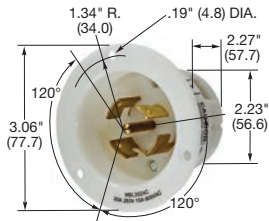


**20A 250V
10A 600V AC
Non-NEMA
UL/CSA**

Plugs

Description	Cord Dia.	Catalog Number
Black and white nylon.	.350"-1.150" (9-29)	HBL3521C

Note: See page B-53 for accessories.



HBL3524C

Flanged Inlets

Description	Catalog Number
Insulgrip nylon casing, back wired.	HBL3524C

Note: See page B-52 for accessories.



HBL3523C

IP20
SUITABILITY

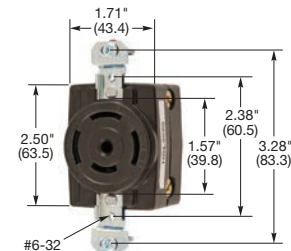


**20A 250V
10A 600V AC
Non-NEMA
UL/CSA**

Connector Bodies

Description	Cord Dia.	Catalog Number
Black and white nylon.	.350"-1.150" (9-29)	HBL3523C

Note: See page B-53 for accessories.



HBL3520

Receptacles

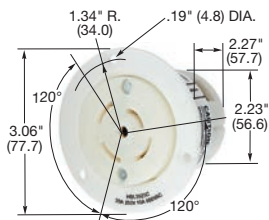
Description	Catalog Number
Single, black phenolic, back wired.	HBL3520

Note: See page B-52 for accessories.

Flanged Receptacles

Description	Catalog Number
Insulgrip nylon casing, back wired.	HBL3525C

Note: See page B-52 for accessories.
 See page B-69 for technical information.



HBL3525C

Dimensions in Inches (mm)

CAUTION: To avoid electrical shock, review premises carefully and do not use if slot or blade configuration (design) is already in a circuit having a rating differing from the rating of this device.



Variload Twist-Lock® Devices

In many large plants and laboratories the number of circuits of different ratings and frequency is greater than the number of blade configurations available in conventional wiring devices.


Prior to NEMA configuration standardization the solution was “Variload Twist-Lock” devices with four non-interchangeable center pin and slot configurations that can be designated to different circuits.

30A, 250V AC/DC 30A, 600V AC


Center Pin Configuration	Plugs	Flanged Inlets	Connector Bodies	Receptacles
	HBL45115	-	HBL45135	HBL45105
	HBL45215	-	HBL45235	HBL45205
	HBL45315	-	HBL45335	HBL45305

20A 3ØY 120/208V, 400 Hz

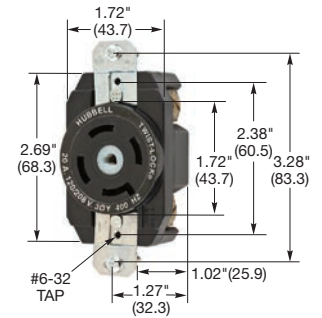
Center Pin Configuration	Plugs	Flanged Inlets	Connector Bodies	Receptacles
	HBL45915	HBL45985CL	HBL45935	HBL45905



HBL45315



HBL45335



HBL45305

Receptacle Wallplates

Description	Single Receptacle with Face Dia. 1.74" (44.2) Catalog Number
Stainless steel 302/304, .035 in. (0.9), horizontal brushed finish.	SS725



SS725

IP55*
SUITABILITY

Weatherproof Boots

Description	Catalog Number
Seal-Tite® black elastomer for Variload® plugs.	HBL6027
Seal-Tite® black elastomer for Variload® connector bodies.	HBL6028

Note: *When installed and used properly with plug and connector body combinations.



HBL6027



HBL6028

CAUTION: To avoid electrical shock, review premises carefully and do not use if slot or blade configuration (design) is already in a circuit having a rating differing from the rating of this device.

Dimensions in Inches (mm)



SS8

SS7



HBL5206WO



HBL5221



HBL7423WO



WP1

Wallplates, 1-Gang

Description	Color	Duplex Receptacles Catalog Number	Single Receptacles with Face Dia. 1.40" (35.6) Catalog Number
Nylon, smooth.	Brown Ivory	NP8 NP8I	NP7 NP7I
Stainless steel 302/304, .035 in. (0.9), horizontal brushed finish.		SS8	SS7
Stainless steel 430, .035 in. (0.9), horizontal brushed finish.		SS8L	SS7L
Brass .04 in. (1.0), horizontal brushed finish.		SB8	SB7
Aluminum .05 in. (1.3), horizontal brushed finish.		SA8	SA7

IP44
SUITABILITY

Weatherproof Covers

Description	Catalog Number	Catalog Number
Cast aluminum, for standard horizontal box mount.	HBL5205WO	-
Same as above except FS/FD box mount.	HBL5206WO	-
Cast aluminum vertical FS/FD box mount.	-	HBL7420
Gray thermoplastic, vertical standard box mount, corrosion resistant.	HBL5222*	-
Same as above except yellow.	HBL52CM22*	-
Gray thermoplastic, vertical FS/FD box mount, corrosion resistant.	HBL5221*	HBL7423WO
Yellow thermoplastic, vertical FS/FD box mount, corrosion resistant.	HBL52CM21*	HBL74CM23WO
White thermoplastic, vertical FS/FD box mount, corrosion resistant.	HBL52CM21W*	-


Note: *IP20 Suitability only.

IP44
SUITABILITY

Weatherproof Covers for 15A Nylon Flanged Receptacles and Inlets

Description	Catalog Number
Gray thermoplastic, corrosion resistant.	WP1

Note: All weatherproof covers listed above are UL Listed for wet and damp locations with cover closed. Those with suffix WO are UL Listed with cover open. See page N-23 for additional information on covers.



Pool Kit Contains:

- Heavy duty, industrial grade locking receptacle NEMA L5-20, 20A 125V
- Single-pole switch (20A, 120-277V AC)
- Two gang, 2 inch deep die-cast aluminum weatherproof box with (4) ¼ inch threaded outlets
- Two gang, weatherproof while-in-use cover
- Includes mounting hardware, gasket, wire connector and (3) closure plugs
- Complete assembly instructions

Pool Pump Kit



Description	Catalog Number
Pool pump receptacle kit.	HBLPKL520



HBL6023



HBL6024

Weatherproof, Seal-Tite®, Triple Seal Boots for 15A Insulgrip® Devices



Description	Catalog Number
Black elastomer boot for plugs when used in a cord set and connector bodies when used with a flange inlet.	HBL6023
Same as above except yellow elastomer.	HBL60CM23
Black elastomer boot for connector bodies when used in cord sets.	HBL6024
Same as above except yellow elastomer.	HBL60CM24

Note: *When installed and used properly with plug and connector body combinations.



HBL7529A


Closure Cover

Description	Catalog Number
For use with 3 wire 15A Twist-Lock flush or flanged receptacles.	HBL7529A

PLUGOUT® Lockout Devices

Description	Catalog Number
Lockout device for 15A and 20A straight blade plugs.	HLDMP
Lockout device for attachable 20 and 30A plugs, straight body or angle types, with or without weatherproof covers.	HLD

Note: See section Z for additional information on PLUGOUT Lockout devices.



HLDMP

Dimensions in Inches (mm)



SS720

Wallplates, 1-Gang

Description	Color	Single Receptacles with Face Dia. 1.60" (40.6) Catalog Number
Nylon, smooth.	Black	NP720BK
Stainless steel 302/304, .035 in. (0.9), horizontal brushed finish.		SS720
Brass .04 in. (1.0), horizontal brushed finish.		SB720



HBL7425WOA

IP44
SUITABILITY

Weatherproof Covers

Description	Catalog Number
Cast aluminum, for FS/FD box mounting.	HBL7420
Gray thermoplastic, for FS/FD box mounting, corrosion resistant.	HBL7425WOA
Same as above except yellow.	HBL74CM25WOA



WP2

IP44
SUITABILITY

Weatherproof Covers for Flanged Inlets and Flanged Receptacles

Description	Catalog Number
Gray thermoplastic, corrosion resistant.	WP2

Note: Weatherproof covers are UL Listed for wet and damp location with cover closed. Those with suffix WOA are UL Listed with cover open. See page N-23 for additional information on covers.



HBL2899

Closure Cover for 3 Wire Flanged Inlets

Description	Catalog Number
Rubber closure plug.	HBL2899

Note: Closure cover not UL Listed, CSA Certified.



IP55*
SUITABILITY

Insulgrip®

Weatherproof, Seal-Tite®, Triple Seal Boots

Description	Catalog Number
Black elastomer boot for plugs when used in a cord set and connector bodies when used in flanged inlets.	HBL6031
Same as above except yellow.	HBL60CM31
Black elastomer boot for connector bodies when used in a cord set.	HBL6032
Same as above except yellow.	HBL60CM32



HBL6031



HBL6032

Angle Adapter

Description	Catalog Number
Nylon, angle adapter for Insulgrip plugs and connector bodies, cord grip range .325"-.930" (8.3-24).	HBL3WAA



HBL3WAA

PLUGOUT® Lockout Devices

Description	Catalog Number
Lockout device for attachable 20 and 30A locking plugs, straight body or angle types, with or without weatherproof covers.	HLD
Lockout device for 20 and 30A 3 wire angle plugs and watertight Safety-Shroud® Twist-Lock® plugs.	HLD2

Note: See section Z for additional information on PLUGOUT Lockout devices.
*When installed and used properly with plug and connector body combinations.

Insulgrip® Plug and Connector Body Latching Kit

The Hubbell latching kit provides both improved safety and security through a double locking feature that makes unintentional disconnection virtually impossible – even under high vibration situations. The plug and connector body lock once when first connected, then again when you push the special position locking slide into place.

Insulgrip® Latching Kit

Description	Catalog Number
For all 3 wire 20A and 30A Twist-Lock Insulgrip plugs and connectors.	SK2



SK2

Valise®

IP55*
SUITABILITY

Weatherproof, Seal-Tite®, Triple Seal Boots

Description	Catalog Number
Yellow Seal-Tite® elastomer triple seal cover for use with Valise plugs when used in cord set and Valise connector bodies when used with flanged inlet.	HBL60CM31V**
Yellow Seal-Tite elastomer triple seal cover for use with Valise connector bodies.	HBL60CM32V**

Note: *When installed and used properly with plug and connector body combinations.
**Not UL Listed, CSA Certified.



HBL60CM31V



HBL60CM32V



NP720BK

Wallplates, 1-Gang

Description	Color	Single Receptacles with Face Dia. 1.60" (40.6) Catalog Number
Nylon, smooth.	Black	NP720BK
Stainless steel 302/304, .035 in. (0.9), horizontal brushed finish, 1-gang.		SS720
Brass .04 in. (1.0), horizontal brushed finish.		SB720



SS720

IP44
SUITABILITY

Weatherproof Covers

Description	Catalog Number
Cast aluminum, for FS/FD box mounting.	HBL7420
Gray thermoplastic, for FS/FD box mounting, corrosion resistant.	HBL7425WOA
Same as above except yellow.	HBL74CM25WOA



HBL7425WOA

IP44
SUITABILITY

Weatherproof Covers for Flanged Inlets and Flanged Receptacles

Description	Catalog Number
Gray thermoplastic, corrosion resistant.	WP2

Note: Weatherproof covers are UL Listed for wet and damp location with cover closed. Those with suffix WOA are UL Listed with cover open. See page N-23 for additional information on covers.



WP2



IP55*
SUITABILITY

Insulgrip®

Weatherproof, Seal-Tite®, Triple Seal Boots

Description	Catalog Number
Seal-Tite® triple seal cover for plug when used on a cord set or when used with flush receptacles or connector bodies when used with flanged inlets. Black elastomer.	HBL6035
Same as above except yellow.	HBL60CM35
Seal-Tite triple seal cover for connector bodies, when used on interconnecting cord sets. Black elastomer.	HBL6036
Same as above except yellow.	HBL60CM36



HBL6035



HBL6036

Angle Adapter

Description	Catalog Number
Nylon, angle adapter for Insulgrip plugs and connectors, cord grip range .350"-1.15" (8.9-29.2).	HBL45WAA



HBL45WAA

PLUGOUT® Lockout Device

Description	Catalog Number
Lockout device for attachable 20 and 30A plugs, straight body or angle types, with or without weatherproof covers.	HLD
Lockout device for 20 and 30A, 4 and 5 wire angle plugs and watertight Safety-Shroud® Twist-Lock® plugs.	HLD2

Note: See section Z for additional information on PLUGOUT Lockout devices.
*When installed and used properly, with plug and connector body combinations.



HLD

Insulgrip® Plug and Connector Body Latching Kit

When you want to make doubly sure that plugs and connector bodies stay connected, the Hubbell latching kit provides both improved safety and security through a double locking feature that makes unintentional disconnection virtually impossible – even under high vibration situations. The plug and connector body lock once when first connected, then again when you push the special position locking slide into place.

Insulgrip® Latching Kit

Description	Catalog Number
For all 20 and 30A, 4 and 5 wire Twist-Lock Insulgrip plugs and connectors.	SK3

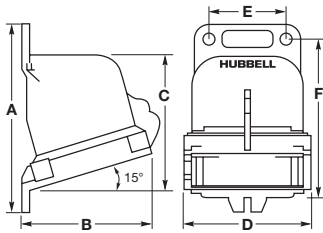


SK3

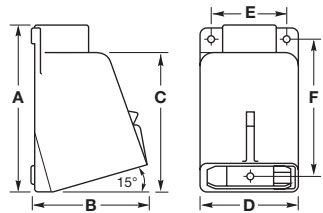


HLD2

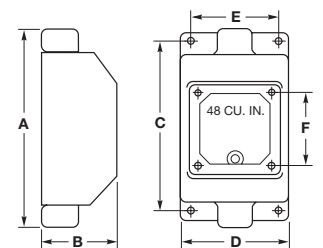
Dimensions in Inches (mm)



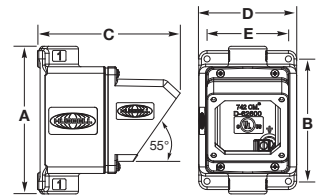
Non-Metallic Angle Box



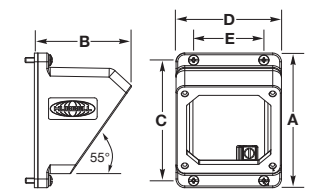
Metallic Angle Box



Metallic Feed Thru Box



AB203055



AA203055



HBL2030AP



AA2030PS

Dimensions in Inches (mm)

15° Angle Non-Metallic Back Box

	NPT Hub Size	A Inch (mm)	B Inch (mm)	C Inch (mm)	D Inch (mm)	E Inch (mm)	F Inch (mm)	Cubic Inch Capacity	Catalog Number
For 20A and 30A Watertight Safety-Shroud Twist-Lock Receptacles and Inlets.	1"	5.67" (144.0)	4.44" (112.8)	4.05" (102.9)	3.91" (99.3)	2.35" (59.7)	4.92" (125.0)	30.00"	BB2030N

Note: Hub is not included; order *Raco* part number 1704. This box meets IP67 requirement and Type 4X requirements when installed with a watertight conduit hub.

15° Angle Metallic Back Boxes

	NPT Hub Size	A Inch (mm)	B Inch (mm)	C Inch (mm)	D Inch (mm)	E Inch (mm)	F Inch (mm)	Cubic Inch Capacity	Catalog Number
For 20A and 30A Watertight Safety-Shroud Twist-Lock Receptacles and Inlets.	¾"	5.13" (130.2)	4.00" (101.6)	4.19" (106.4)	3.75" (95.3)	3.00" (76.2)	4.00" (101.6)	30.00"	BB201W
	1"	5.13" (130.2)	4.00" (101.6)	4.19" (106.4)	3.75" (95.3)	3.00" (76.2)	4.00" (101.6)	30.00"	BB301W

Metallic Feed Thru Back Boxes

	NPT Hub Size	A Inch (mm)	B Inch (mm)	C Inch (mm)	D Inch (mm)	E Inch (mm)	F Inch (mm)	Cubic Inch Capacity	Catalog Number
For 20A and 30A Watertight Safety-Shroud Twist-Lock Receptacles and Inlets.	¾"	8.25" (209.6)	3.06" (77.8)	7.14" (181.4)	4.50" (114.3)	3.75" (95.3)	3.13" (79.5)	48.00"	FT202W
	1"	8.25" (209.6)	3.06" (77.8)	7.14" (181.4)	4.50" (114.3)	3.75" (95.3)	3.13" (79.5)	48.00"	FT302W

Note: These boxes are cast aluminum and are finished with enamel paint. These boxes withstand a 500-hour salt spray test as well as UL raintight and external icing tests. NPT (metric designator).

55° Angle Metallic Adapter and Back Box

	NPT Hub Size	A Inch (mm)	B Inch (mm)	C Inch (mm)	D Inch (mm)	E Inch (mm)	F Inch (mm)	Cubic Inch Capacity	Catalog Number
For 20A and 30A Watertight Safety-Shroud Twist-Lock Receptacles and Inlets	1"	6.80" (172.4)	5.63" (142.9)	6.60" (167.0)	4.50" (114.3)	3.74" (95.0)	-	45.27"	AB203055

55° Angle Metallic Adapter with Grounding Lug

Description	A Inch (mm)	B Inch (mm)	C Inch (mm)	D Inch (mm)	E Inch (mm)	F Inch (mm)	Cubic Inch Capacity	Catalog Number
For 20A and 30A Watertight Safety-Shroud Twist-Lock Receptacles and Inlets	4.89" (124.4)	3.33" (84.8)	4.29" (109.1)	3.75" (95.3)	2.50" (63.5)	-	25.00"	AA203055

Straight Watertight Wall Box Adapter

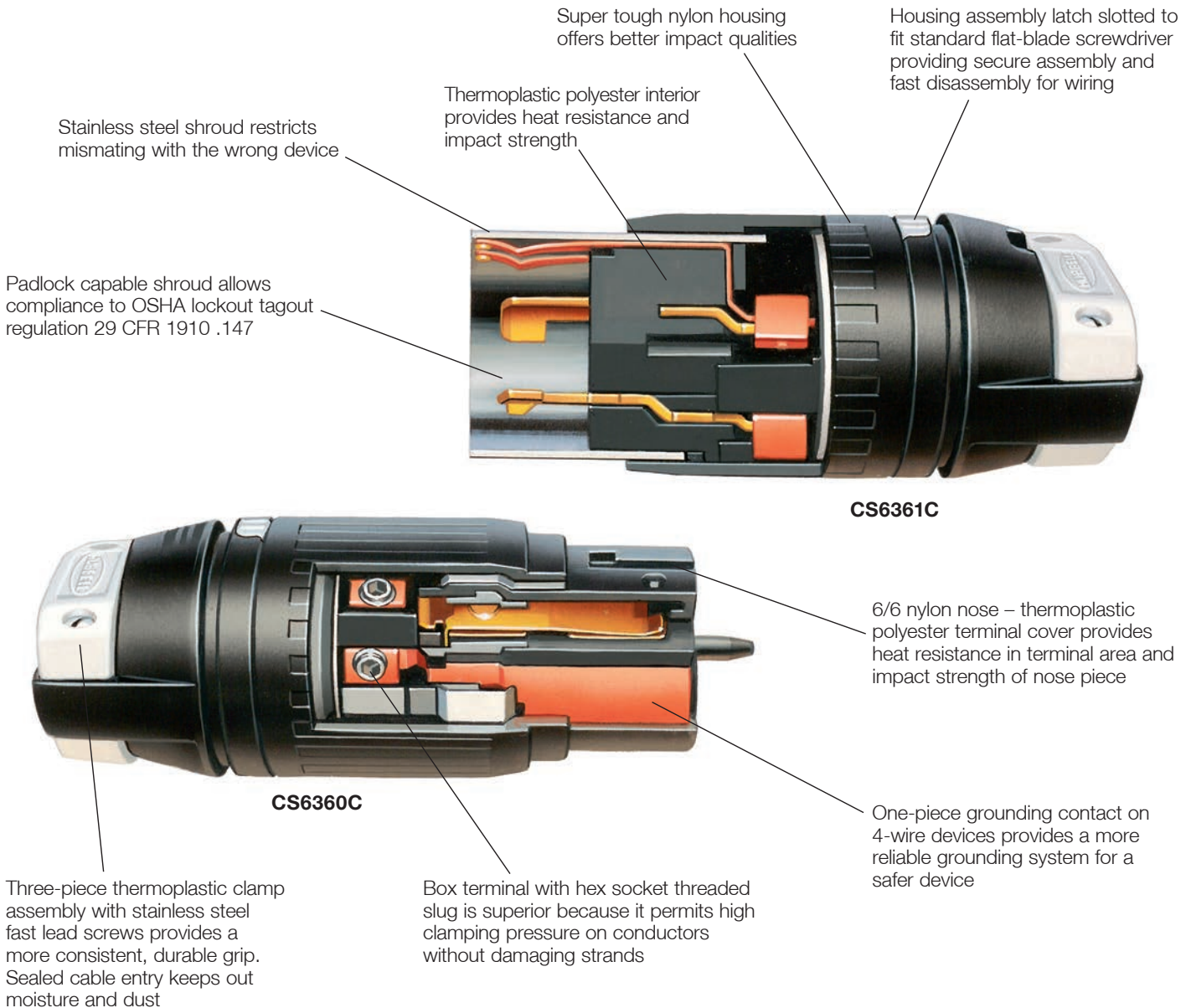
Description	Catalog Number
Adapts 20A and 30A Watertight Safety-Shroud Twist-Lock receptacles and inlets to 2-gang, device mount, FD boxes.	HBL2030AP

Non-Watertight Angle Wall Box Adapter

Description	Catalog Number
Adapts 20A and 30A Watertight Safety-Shroud Twist-Lock receptacles to 1- or 2-gang standard wall boxes (4" or 4 1/16" square).	AA2030PS



The Difference Is Insulgrip®...and a Whole Lot More




Hubbell's 50 amp Twist-Lock® devices features heavy-duty design built for heavy-duty applications. These Hubbell 50 amp Twist-Lock plugs and connector bodies are built to go where you need power, even in some of the harshest environments.

On the outside, 50 amp plugs and connectors are made of Super tough nylon for better impact resistance. On the plug, the stainless steel shroud not only provides protection and durability, but safety as well. That's because the rigid construction restricts distortion, thus minimizing the possibility of mating incorrect devices.

On the inside are the kinds of features that separate Hubbell from all the rest. The cord grip has been designed with offset gripping jaws to securely hold the conductors – not just the cord jacket. Hubbell's box terminals speed wiring and provide a superior termination. The plug's thermoplastic polyester interior provides excellent heat resistance without compromising strength.

In all, it's the combination of function and performance that Hubbell demands of all its products. And it's why we'll never add a feature that compromises performance.



CS8265C

IP20
SUITABILITY



50A 125V
UL/CSA



50A 250V
UL/CSA




50A 480V AC
UL/CSA

Plugs

Description	Cord Dia.	Catalog Number		
Nylon housing, thermoplastic polyester interior.	.830"-1.250" (21.08-31.75)	CS6361C	CS8265C	CS8465C

Note: See page B-60 for accessories.



CS8275

Flanged Inlets

Description	Catalog Number		
Zinc plated steel casing, thermoset interior.	CS6377†	CS8275	CS8475†



CS8264C

IP20
SUITABILITY



50A 125V
UL/CSA



50A 250V
UL/CSA




50A 480V AC
UL/CSA

Connector Bodies

Description	Cord Dia.	Catalog Number		
Nylon housing, thermoplastic polyester interior.	.830"-1.250" (21.08-31.75)	CS6360C	CS8264C	CS8464C

Note: See page B-60 for accessories.



CS8269

Receptacles

Description	Catalog Number		
Black melamine.	CS6370	CS8269	CS8469†

Note: See page B-60 for accessories.
 See page B-71 for technical information.
 †Not CSA Certified.



IP20
SUITABILITY



50A
125/250V AC
UL/CSA



50A
3Ø 250V AC
UL/CSA

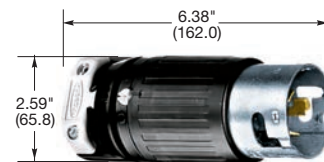


50A
3Ø 480V AC
UL/CSA

Plugs

Description	Cord Dia.	Catalog Number		
Nylon cover, thermoplastic polyester interior.	.830"-1.250" (21.08-31.75)	CS6365C	CS8365C	CS8165C

Note: See page B-60 for accessories.

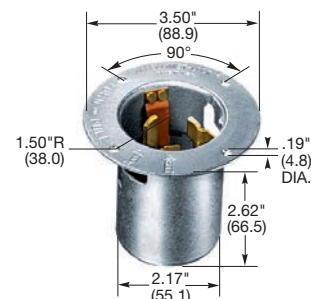


CS6365C

Flanged Inlets

Description	Catalog Number		
Zinc plated steel casing, thermoset interior.	CS6375	CS8375	CS8175
Zinc plated steel casing, thermoset interior with lift cover.	CS6375M2	-	-
Gray Valox® housing and flange.	HBL6375S*	-	-

Note: *Type 3R.



CS6375

IP20
SUITABILITY



50A
125/250V AC
UL/CSA



50A
3Ø 250V AC
UL/CSA

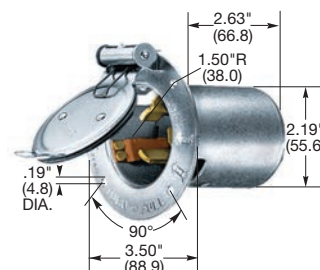


50A
3Ø 480V AC
UL/CSA

Connector Bodies

Description	Cord Dia.	Catalog Number		
Nylon cover, thermoplastic polyester interior.	.830"-1.250" (21.08-31.75)	CS6364C	CS8364C	CS8164C

Note: See page B-60 for accessories.



CS6375M2

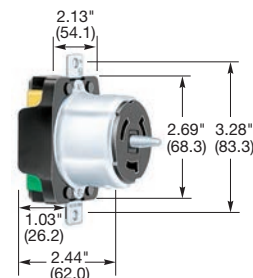
Receptacles

Description	Catalog Number		
Black melamine.	CS6369	CS8369	CS8169


Note: See page B-60 for accessories.



CS6364C



CS6369



HBL3763C

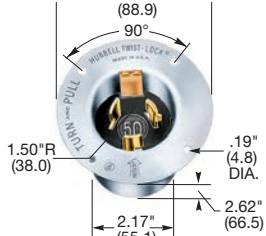
IP20
SUITABILITY



Plugs

Description	Cord Dia.	
Nylon housing, thermoplastic polyester interior.	.830"-1.250" (21.08-31.75)	HBL3763C

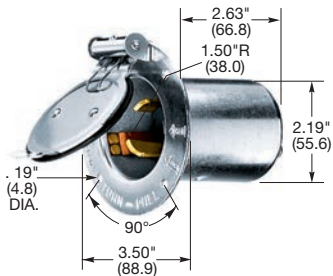
Note: See page B-60 for accessories.



HBL3777

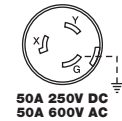
Flanged Inlets

Description	
Zinc plated steel casing, thermoset interior.	HBL3777
Zinc plated steel casing, thermoset interior with lift cover.	HBL3767



HBL3767

IP20
SUITABILITY



Connector Bodies

Description	Cord Dia.	
Nylon housing, thermoplastic polyester interior.	.830"-1.250" (21.08-31.75)	HBL3762C

Note: See page B-60 for accessories.

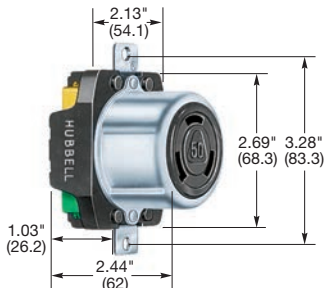


HBL3762C

Receptacles

Description	
Black melamine.	HBL3771

*Note: See page B-60 for accessories.
 See page B-71 for technical information.*



HBL3771

Dimensions in Inches (mm)




Important Note: Catalog numbers HBL7765C, HBL7958, HBL7968, HBL7764C, HBL7379 are for replacement use only. See other singly rated 50A Twist-Lock® devices in this section. HBL3700 series Twist-Lock devices do not interchange with any other devices in this section.

Plugs

Description	Cord Dia.	Catalog Number	
Nylon cover, thermoplastic polyester interior.	.830"-1.250" (21.08-31.75)	HBL3765C	HBL7765C

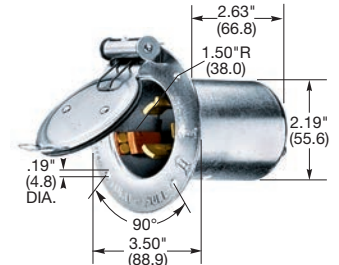
Note: See page B-60 for accessories.



HBL3765C

Flanged Inlets

Description	Catalog Number	
Zinc plated steel casing, thermoset interior.	HBL3775	HBL7958
Zinc plated steel casing, thermoset interior with lift cover.	HBL3768	HBL7968

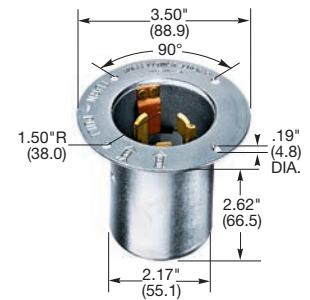


HBL3768

Connector Bodies

Description	Cord Dia.	Catalog Number	
Nylon cover, thermoplastic polyester interior.	.830"-1.250" (21.08-31.75)	HBL3764C	HBL7764C

Note: See page B-60 for accessories.



HBL3775


Receptacles

Description	Catalog Number	
Black melamine.	HBL3769	HBL7379

Note: See page B-60 for accessories.



HBL3764C



HBL3769

Dimensions in Inches (mm)




HBL7774WO



HBL7770



HBL7382



HBL50SC



SS750



HBL7716C



HBL7717C



HBL4892



HBLCSCK

IP44
SUITABILITY

Weatherproof Receptacle Lift Cover Plates for FS/FD Box Mounting

Description	Catalog Number
Corrosion resistant, gray thermoplastic.	HBL7774WO
Same as above except yellow.	HBL77CM74WO
Cast aluminum.	HBL7770

Note: See section N for additional information on weatherproof plates.

Receptacle Plates for FS/FD Box Mounting

Description	Catalog Number
Cast aluminum with lift cover.	HBL7382**
Same as above less lift cover.	HBL7383*
Stainless steel, single gang, wallplate.	SS750[^]

Receptacle 1/2" Raised Cover

Description	Catalog Number
Galvanized Steel fits 4" square or 2-gang box.	HBL50SC[^]

IP55**
SUITABILITY

Weatherproof Boots

Description	Catalog Number
Seal-Tite® triple seal black elastomeric cover for plugs when used in a cord set and connector bodies when used with flanged inlets.	HBL7716C**
Seal-Tite triple seal black elastomeric cover for connector bodies when used with cord sets.	HBL7717C[†]

Inlet Closure Plug

Description	Catalog Number
Black closure plug.	HBL4892[†]

Replacement Parts

Description	Catalog Number
Cord clamp Kit.	HBLCSCK

Note: •Will only fit non-"CS" type 50A Twist-Lock receptacles.

*Not UL Listed "WDL Closed".

**When installed and used properly with plug and connector body combinations.

[^]IP20 SUITABILITY.

[†]Not UL Listed.



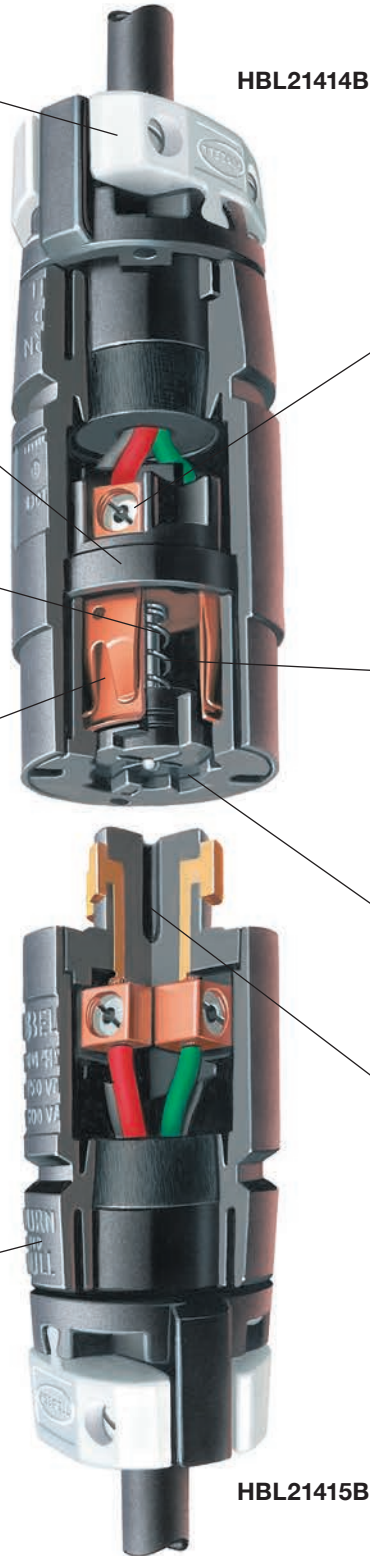
Three-piece thermoplastic clamp assembly with fast-lead stainless screws provides a more consistent durable grip. Grommets provide a sealed cable entry that protects against the entry of moisture and dust

Impact resistance in the interior of the female device comes from a strong thermoplastic material

No "lazy" connections because a spring-loaded safety shutter automatically ejects the plug if it hasn't been properly locked into the female device. This eliminates teasing of the contacts, a major cause of contact burn-up

Longer contact life is assured by supplementary springs. Other devices rely just on contacts themselves to provide proper contact pressure

Insulated non-metallic housing enhances safety and abuse resistance




Superior wire terminations are assured with box terminals and screws with pressure pads. This design captures stray wire strands and permits more clamping pressure on the wire without damaging it. Loosening of terminations and resulting heat build-up are greatly reduced

Arcs are snuffed out, when devices are mated or unmated under load, by spring-loaded safety shutter

Enhanced safety because access to live female contacts is restricted by the spring-loaded safety shutter

Positive locking is ensured by the nose of the plug being keyed into a detent in female device. This lock is independent of the contacts or a separate mechanical lock

Note: Above cut-away view and call-outs are construction elements pertaining specifically to the 30A Hubbell series. While the Hubbell contact interface design applies to all, there are construction elements that are different, depending on the amperage.



HBL23035B

IP30
 SUITABILITY

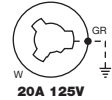


Plug

Description	Cord Dia.	Catalog Number
Nylon housing, thermoset interior.	.320"-.660" (8.12-16.5)	HBL23035B

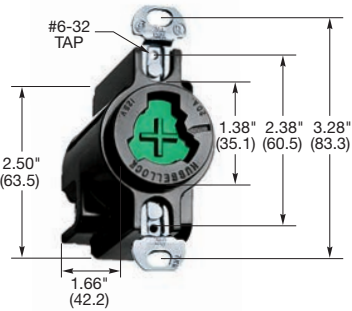


HBL23032B



Connector Body

Description	Cord Dia.	Catalog Number
Nylon housing, thermoset interior.	.320"-.660" (8.12-16.5)	HBL23032B



HBL23030



Receptacle

Description	Catalog Number
Black phenolic, back wired.	HBL23030

Note: Devices listed above are not interchangeable with any other Hubbell device listed in this catalog.



HBL7423WO

Accessories

Weatherproof Covers

Description	Catalog Number
Gray polycarbonate for FS/FD box mounting, corrosion resistant. IP44 SUITABILITY.	HBL7423WO
Same as above except yellow.	HBL74CM23WO
Cast aluminum, lift cover for indoor use only.	HBL23007
Stainless steel 302/304, single receptacle wallplate.	SS7
Stainless steel 430, single receptacle wallplate.	SS7L



HBL23007

Dimensions in Inches (mm)



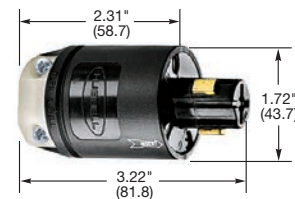
Plug

Description	Cord Dia.	Catalog Number
Nylon housing, thermoset interior.	.320"-.660" (8.12-16.5)	HBL23005GB

IP30
SUITABILITY



20A 125V



HBL23005GB

Connector Body

Description	Cord Dia.	Catalog Number
Nylon housing, thermoset interior.	.320"-.660" (8.12-16.5)	HBL23002GB



20A 125V



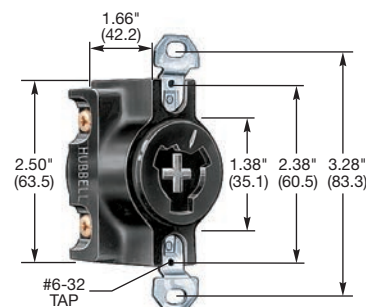
HBL23002GB

Receptacle

Description	Catalog Number
Black phenolic, back wired.	HBL23000G



20A 125V



HBL23000G

Accessories

Weatherproof Covers

Description	Catalog Number
Gray polycarbonate for FS/FD box mounting, corrosion resistant. IP44 SUITABILITY.	HBL7423WO
Same as above except yellow.	HBL74CM23WO
Cast aluminum, lift cover for indoor use only.	HBL23007
Stainless steel 302/304, single receptacle wallplate.	SS7
Stainless steel 430, single receptacle wallplate.	SS7L



HBL7423WO



HBL23007

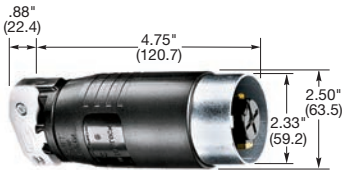
Dimensions in Inches (mm)




HBL21415B



HBL20445B

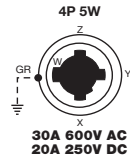
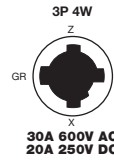


HBL25415B



HBL21447

IP30
SUITABILITY



Plugs

Description	Cord Dia.	Catalog Number		
Black nylon housing, thermoplastic interior.	.700"-1.200" (17.78-30.5)	HBL21415B	-	-
Same as above except corrosion resistant.	.700"-1.200" (17.78-30.5)	HBL21CM415B	-	-
Red nylon housing, thermoset interior.	.700"-1.200" (17.78-30.5)	-	HBL20445B[†]	-
Black nylon housing, thermoset interior, steel shroud.	.700"-1.200" (17.78-30.5)	-	-	HBL25415B

Note: See page B-68 for accessories.

[†]Not CSA Certified.

Flanged Inlets

Description	Catalog Number		
Weathertight, corrosion resistant, nickel plated brass plate, for FS/FD box mounting.	HBL22CM428	-	-
Black phenolic interior, aluminum housing, for FS/FD box mounting (not shown).	HBL20418	-	-
Aluminum angle housing, with ¼" NPT hub for surface mounting.	HBL21447	-	-

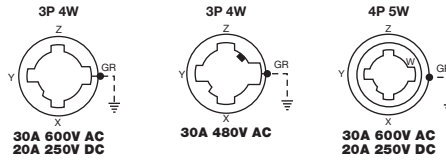


SEHBL3 - Switched enclosure for use with 3 pole 4 wire 30A Hubbell receptacle. Receptacle not included. See page B-37 for additional information.

Dimensions in Inches (mm)



IP30
SUITABILITY



Connector Bodies

Description	Cord Dia.	Catalog Number		
Black nylon housing, thermoplastic interior.	.700"-1.200" (17.78-30.5)	HBL21414B	-	-
Same as above except corrosion resistant.	.700"-1.200" (17.78-30.5)	HBL21CM414B	-	-
Red nylon housing, thermoset interior.	.700"-1.200" (17.78-30.5)	-	HBL20444B	-
Black nylon housing, thermoplastic interior.	.700"-1.200" (17.78-30.5)	-	-	HBL25414B

Note: See page B-68 for accessories.



HBL21414B



HBL20444B

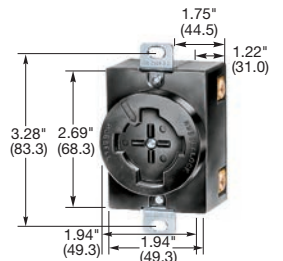
Receptacles

Description	Catalog Number		
Black phenolic.	HBL20403		
Weathertight, corrosion resistant, nickel plated brass plate, for FS/FD box mounting. IP44 SUITABILITY.	HBL22CM427	-	-
Aluminum angle housing, with 3/4" NPT hub for surface mounting. IP44 SUITABILITY.	HBL21420		
Black phenolic, red center insert.	-	HBL20443	-
Black phenolic interior, aluminum housing, blue finish, for FS/FD box mounting.	-	-	HBL25403
Black phenolic interior, aluminum weatherproof housing, blue finish for FS/FD box mounting. IP44 SUITABILITY.	-	-	HBL25250

Note: See page B-68 for accessories.



HBL25414B




HBL20403

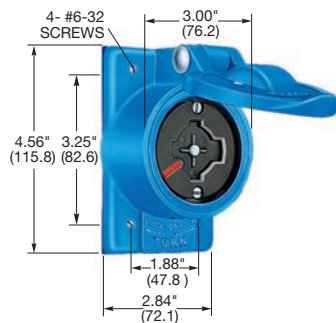
Receptacle Accessories

Description	Catalog Number
Thermoplastic, wet and damp locations with cover "open", gray.	HBL7428WOG*
Thermoplastic, wet and damp locations with cover "open", yellow.	HBL7428WOY*
Thermoplastic, wet and damp locations with cover "open", red.	HBL7428WOR*
Cast aluminum, wet locations only when cover "closed" and damp locations, lift cover plate.	HBL20405
Cast aluminum, wet locations only when cover "closed" and damp locations, red finish.	HBL20446
302/304 stainless, single gang, smooth. NOT weatherproof.	SS737

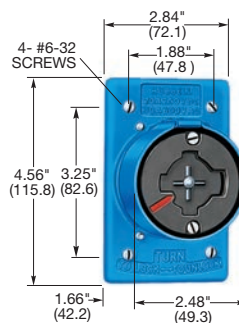
Note: *Features two #6-32 threaded inserts to back mount device to cover.



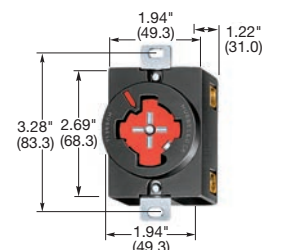
HBL21420



HBL25250

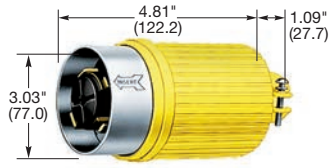


HBL25403




HBL20443

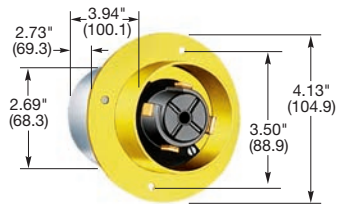
Dimensions in Inches (mm)



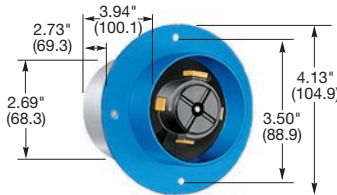
HBL26419



HBL26519

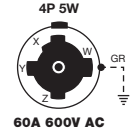
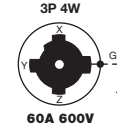


HBL26422



HBL26522

IP30
SUITABILITY



Plugs

Description	Cord Dia.	Catalog Number	
Black phenolic interior with yellow thermoplastic sleeve over steel housing.	.920"-1.450" (23.36-36.83)	HBL26419	-
Black phenolic interior with blue thermoplastic sleeve and steel housing.	1.00"-1.50" (25.40-38.10)	-	HBL26519

IP30
SUITABILITY

Flanged Inlets



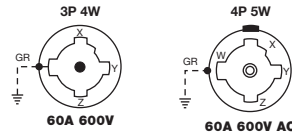
Description	Catalog Number	
Black phenolic interior with steel housing and flange.	HBL26422	-
Black phenolic interior with steel housing and flange with blue finish.	-	HBL26522

Dimensions in Inches (mm)



Connector Bodies


Description	Cord Dia.	Catalog Number	
Black phenolic interior with yellow thermoplastic sleeve over steel cover.	.920"-1.450" (23.36-36.83)	HBL26418	-
Black phenolic interior with blue thermoplastic sleeve over steel cover.	1.00"-1.50" (25.40-38.10)	-	HBL26516



Receptacles

Description	Catalog Number	
Black phenolic interior with short aluminum housing and lift cover.	HBL26410	-
Black phenolic interior with long aluminum housing and lift cover.	HBL26420	-
Black phenolic interior with long aluminum housing with lift cover and blue finish.	-	HBL26520


IP44
SUITABILITY



Flanged Receptacles

Description	Catalog Number	
Black phenolic interior with steel housing and flange.	HBL26421	-
Black phenolic interior with steel housing and flange with blue finish.	-	HBL26521


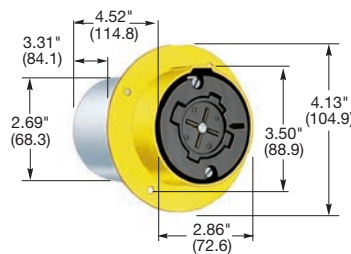

IP30
SUITABILITY



Receptacle Box and Adapter Plates (Box requires one adapter)

Description	Catalog Number
Box, cast aluminum, only for 60A Hubbell receptacles.	HBL26401
Straight adapter plate.	HBL26402
45° adapter plate.	HBL26404

Note: Straight or angle adapter plate must be used when mounting a 60A receptacle to HBL26401 box. Cannot be used with round flanged receptacles and inlets. See page B-68 for additional information.



Dimensions in Inches (mm)



30 Amp Hubbell® Accessories

Receptacle Plates for FS/FD Box Mounting



HBL20405

Description	Catalog Number
Thermoplastic, wet and damp locations with cover "open", gray.	HBL7428WOG*
Thermoplastic, wet and damp locations with cover "open", yellow.	HBL7428WOY*
Thermoplastic, wet and damp locations with cover "open", red.	HBL7428WOR*
Cast aluminum, wet location only when cover "closed" and damp locations, lift cover plate.	HBL20405
Cast aluminum, wet location only when cover "closed" and damp locations, red finish.	HBL20446
302/304 stainless, single gang, smooth. NOT weatherproof.	SS737

Note: *Features two #6-32 threaded inserts to back mount device to cover.

IP54
SUITABILITY

Switched Enclosure



SEHBL3

Description	Catalog Number
Switched enclosure for use with 30A 3 pole 4 wire Hubbell receptacle. Receptacle not included.	SEHBL3

Note: For more information on switched enclosures see page B-37.

Liquidtight Metallic Conduit Adapters (Not Shown)

Description	Catalog Number
Adapter for use with 1/2" NPT conduit fittings.	SAB12
Adapter for use with 3/4" NPT conduit fittings.	SAB34

Boots

Description	Catalog Number
"Mini" boot for Hubbell connector body.	HBL20424B†
"Mini" boot for Hubbell plug.	HBL20425B†

Note: †Not UL Listed or CSA Certified.



SAB34

60 Amp Hubbell® Accessories

Receptacle Box and Adapter Plates (Box requires one adapter)



HBL20424B

Description	Catalog Number
Box, cast aluminum, only for 60A Hubbell receptacles.	HBL26401
Straight adapter plate.	HBL26402
45° adapter plate.	HBL26404


Note: Straight or angle adapter plate must be used when mounting a 60A receptacle to HBL26401 box. Cannot be used with round flanged receptacles and inlets.

Kellems® Cable Grip

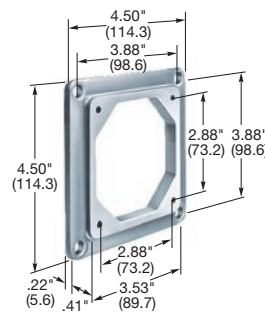
Description	Cord Diameter	Catalog Number
Cable grip.	.830"-1.000" (21.1-25.4)	H660A
Cable grip (not shown).	1.000"-1.140" (25.4-28.9)	H661A
Cable grip (not shown).	1.125"-1.328 (28.6-33.7)	H662A




HBL20425B



HBL26401



HBL26402



HBL26404



H660A

Dimensions in Inches (mm)



Specifications

Listings

Listed to UL Standard 498 (Attachment Plugs and Receptacles).

Fed. Spec. W-C-596 (Insulgrip® and Safety-Shroud®).

Certified to CSA Standard C22.2 No.42 (General Use Receptacles, Attachment Plugs and Similar Wiring Devices).

Plugs and Connector

Bodies (Insulgrip®)	15-30A
Blade/Contact Carrier	Natural (white) nylon
Terminal Retainer	Clear polycarbonate
Cover (Housing)	Black nylon (yellow in "CM" devices)
Cord Clamp	Natural (white) nylon
Dust Shield	EPDM
Blades/Contacts	Brass
Terminal Clamp	Cold rolled steel – nickel plated
Terminal Screws	15A (8-32), 20-30A (10-32) Brass (white finish on neutral screw when used)
Grounding Screw	Brass (green finish)
Cord Clamp Screws	Steel, zinc plated
Body Holding Screws	Steel, zinc plated

Flanged Inlet/Receptacles

	15-30A
Flanged Casing	Natural (white) nylon
Blade/Contact Carrier	Natural (white) nylon
Terminal Retainer	Clear polycarbonate
Blades/Contacts	Brass
Drive Screws	Steel, zinc plated
Terminal Clamp	Cold rolled steel, nickel plated
Terminal Screws	15A (8-32), 20-30A (10-32) Brass (white finish on neutral screw when used)
Grounding Screw	Brass (green finish)
Mounting Screws	Nickel plated brass round head screws
Screw Sizes	15A: 6-32, 3/8" long 20A and 30A: 8-32, 7/16" long

Receptacle, Single	15A	20A and 30A
Cover (Top)	Nylon (Black)	Nylon (Black)
Base	RTP (Black)	RTP (Natural)
Contact Springs	.031" Brass	.040" Brass
Clamp	.031" Brass	.040" Brass
Ground Contact	.031" Brass	.040" Brass
Ground Shunt	–	.015" Brass
Bridge (Mounting Strap)	.050" Steel, zinc plated	–
End Plates (Mounting)	–	.050" Brass
Back Plate	–	.040" Brass
Terminal Screws	Brass (8-32)	Brass (10-32) (white finish on neutral screw when used)
Grounding Screw	Brass (Green)	Bronze (Green)
Flat Head Mounting Screws	Steel, zinc plated	Steel, zinc plated
Auto Ground Clip	Stainless steel	Stainless steel (Used only on IG receptacle)

Safety-Shroud® Receptacles Angle, Surface Semi-Flush

	20-30A
Housing and Mounting Flange	Gray Valox®
Mounting Plate (Angle Housing Only)	Galvanized steel
Body Contact Carrier	Natural (white) nylon
Terminal Retainer	Clear polycarbonate
Body Holding Screws	Steel, zinc plated
Contact Springs	Brass
Spring Binding Plate	Brass
Terminal Clamp	Steel, nickel plated .080" curved, scalloped
Terminal Screws	10-32 Brass (white finish on neutral screw when used)
Grounding Screw	Brass (green finish)
Mounting Plate Screws	Steel, zinc plated
Wallplate Mounting Screws	Steel, zinc plated

Safety-Shroud® Twist-Lock® Plug

	20-30A
Insulgrip Plug with Safety-Shroud installed	
Safety-shroud	White Valox®
Cord Clamp	White nylon

Performance (Twist-Lock® and Safety Shroud Devices)

Electrical	
Dielectric Voltage	Withstands 2,000V minimum.
Max. Working Voltage	600 Volts RMS.
Current Interrupting	Certified for current interrupting at full rated current.
Temperature Rise Fed. Spec.	Max 30°C temperature rise at full rated current after 250 cycles of overload at 200% of rated current at a power factor of 75% (WC 596).

Mechanical (Twist-Lock® and Safety Shroud Devices)

Cord Accommodation (Plugs and connectors only)	Round portable service cords of diameters commensurate with the device rating as defined in UL Standard 62, CSA C22.2 No. 49.
Cord Grip Accommodation (Insulgrip)	15A: .230"-.720" (5.8-18.3); 20A and 30A 3W: .360"-.930" (9-24); 20A and 30A 4W-5W: .350"-1.150" (9-29).
Terminal Identification	Terminals identified in accordance with UL 498 (X, Y, Z, White, Green).
Terminal Accommodation	20A and 30A, #16-#8 AWG. 15A, #18-#10 AWG. Solid or stranded copper wire only.
Product Identification	Ratings are a permanent part of the device housing.

Environmental (Twist-Lock® and Safety Shroud Devices)

Flammability (Enclosure)	HB or better per UL94/CSA 22.2 No. 0.17.
Plugs, Connectors, Flanged Receptacles and Flanged Inlets Receptacles (Box Mount)	V2 or better.
Operating Temperatures	Maximum Continuous 75°C. Minimum -40°C (w/o impact).

Valox® is a trademark of SABIC Innovative Plastics, acquired from General Electric Company.

Watertight Safety-Shroud® Twist-Lock® Devices

Technical Information

20 and 30 Ampere



Specifications

Listings

Listed to UL Standard 498 (Attachment Plugs and Receptacles).
 Certified to CSA Standard No.42 (General Use Receptacles, Attachment Plugs and Similar Wiring Devices).
 Fed. Spec. WC-596.
 UL Listed, CSA Certified to Type 4, 4X and Type 12.

Part	Materials
Watertight Safety-Shroud® Plug (Insulgrip®)	20 and 30A
Blade Holder	Natural (white) nylon
Terminal Retainer	Clear polycarbonate
Cover (Housing)	Black Valox®
Cord Clamp	White Valox®
Blades	Brass
Terminal Clamp	Steel, nickel plated .080" curved scalloped
Terminal Screws	10-32 brass (white finish on neutral screw when used) multiple drive head
Grounding Screw	Brass (green finish) combination head
Cord Clamp Screws	Stainless steel 302/304, combination head
Body Holding Screws	Stainless steel 302/304, combination head
Closure Cap and Strap	Neoprene EPDM Blend

Part	Materials
Watertight Safety-Shroud® Connector (Insulgrip®)	20 and 30A
Body Contact Carrier	Natural (white) nylon
Terminal Retainer	Clear polycarbonate
Contact Spring	Brass
Spring Binding Plate	Brass
Cover (Housing)	Black Valox®
Cord Clamp	White Valox®
Terminal Clamp	Steel, nickel plated .080" curved scalloped
Terminal Screws	10-32 brass (white finish on neutral screws when used) multiple drive head
Grounding Screw	Brass (green finish) combination head
Cord Grip Screws	Stainless steel 302/304, combination head
Body Holding Screws	Stainless steel 302/304, combination head
Closure Cap and Strap	Polypropylene with Neoprene gasket

Part	Materials
Watertight Safety-Shroud Receptacle, Single*	20 and 30A
Housing and Flange	Gray Valox
Body Contact Carrier	Natural (white) nylon
Terminal Retainer	Clear polycarbonate
Drive Screws	Steel, zinc plated
Contact Spring	Brass
Spring Binding Plate	Brass
Terminal Clamp	Steel, nickel plated .080" curved, scalloped
Flange Gasket	Closed-cell neoprene foam
Lid Gasket	Closed-cell neoprene foam
Cover Hinge Pin	Stainless steel 302/304
Cover Spring	Stainless steel 302/304
Terminal Screws	10-32 brass (white finish on neutral screw when used) multiple drive head
Grounding Screw	Brass (green finish) combination head
Mounting Screws	Stainless steel 302/304 combination head

Part	Materials
Watertight Safety-Shroud® Flanged Inlet	20 and 30A
Housing and Flange	Gray Valox
Blade Holder	Natural (white) nylon
Terminal Retainer	Clear polycarbonate
Blades	Brass
Drive Screws	Steel, zinc plated
Terminal Clamp	Steel, nickel plated .080" curved scalloped
Terminal Screws	10-32 brass (white finish on neutral screw when used) multiple drive head
Grounding Screw	Brass (green finish) combination head
Closure Cap	Neoprene EPDM blend
Mounting Screws	Stainless steel 302/304 combination head

Performance

Electrical	Performance
Dielectric Voltage	Withstands 2,000V minimum.
Max. Working Voltage	600 Volts RMS.
Current Interrupting	Certified for current interrupting at full rated current.
Temperature Rise	Max 30°C temperature rise at full rated current after 250 cycles of overload at 200% of rated current at a power factor of 75% (WC 596).

Mechanical	Performance
Cord Accommodation (Plugs and connectors only)	Round portable service cords of diameters commensurate with the device rating as defined in UL Standard 62, CSA C22.2 No. 49.
Cord Grip Accommodation	20 and 30A, 3W: .32"- .93" (8.1-24.0mm) #16-3 Type SJ-#8-3 Type S, SO; 20 and 30A, 4W: .35"-1.15" (9.0-29.2mm) #16-4 Type SJ-#8-4 Type S, SO; 20 and 30A, 5W: .35"-1.15" (9.0-29.2mm) #16-5 Type S, SO - #8-5 Type S, SO.
Terminal Identification	Terminals identified in accordance with UL 498 (X, Y, Z, White, Green).
Terminal Accommodation	#16- #8 AWG solid or stranded copper wire only.
Product Identification	Ratings are a permanent part of the device blade holder, and are also labeled on device color coded by voltage, visible in use. Catalog No. I.D. is on device visible in use.

Environmental	Performance
Moisture Resistance	Type 4, 4X, 12, IP66 suitability.
Flammability (Enclosure)	V0 per UL94 or CSA 22.2 No. 0.17.
Operating Temperatures	Maximum Continuous 75°C; Minimum -40°C (w/o impact).

Note: *Suitable for use as a flanged receptacle.

Valox® is a trademark of SABIC Innovative Plastics, acquired from General Electric Company.



Specifications

Listings

Listed to UL Standard 498 (Attachment Plugs and Receptacles).
 Certified to CSA Standard No. 42 (General Use Receptacles, Attachment Plugs and Similar Wiring Devices).

Part	Materials
Plug (Twist-Lock)	50A
Blade Holder	Thermoplastic polyester (black)
Power Blades	Brass
Terminal Set Screw	Stainless steel
Terminal Retainer	Thermoplastic polyester
Front and Rear (housing)	Supertough nylon
Cord Clamp	Thermoplastic polyester (white)
Seal	Neoprene
Seal Cup	Nylon
Box Terminal	Copper
Latches	Supertough nylon
Ground Contact Spring	One piece copper/nickel
Cord Clamp Screws	302/304 Stainless steel
Shroud	302/304 Stainless steel

Part	Materials
Connector (Twist-Lock)	50A
Contact Nose	Nylon (black)
Terminal Retainer	Thermoplastic polyester (black)
Terminal Set Screw	302/304 Stainless steel
Contact Spring	Brass
Assembly Ring	302/304 Stainless steel
Front and Rear (housing)	Supertough nylon (black)
Latches	Supertough nylon (white)
Cord Clamp	Thermoplastic polyester (white)
Box Terminal	Copper
Contact Holder	Thermoplastic polyester (black)
Ground Contact	One piece copper/nickel
Seal Cup	Nylon
Cord Grip screws	302/304 Stainless steel
Seal	Neoprene

Part	Materials
Flanged Inlet	50A
Flanged Casing	.062" Steel, zinc plate
Blade Holder	Phenolic
Pressure Screws	Steel, zinc plate
Blades	.100" Brass
Ground Spring	.025" Bronze
Terminals	.050" Steel, brass finish
Grounding Terminal	.062" Copper, green finish
Round Head Screws	Steel, zinc plate

Part	Materials
Receptacle	50A
Body	Phenolic
Face	Phenolic
Contact Springs	.100" Brass alloy
Contact Binding Plates	.100" Brass
Ground Contact	.031" Brass
Insulator	.093" Laminated phenolic
Bridge (Mounting Strap)	.062" Steel, zinc plate
Pressure Screws	Steel, zinc plate
Terminals	.050" Steel
Casing	.062" Steel, zinc plate
Center Pin (CS Devices)	Steel, zinc plate

Product Identification

Ratings	Molded into face for all devices and stamped into stainless steel shroud on plug devices.
Catalog Number	Molded into face for plug and connector bodies and stamped into stainless steel shroud on plug devices.

Performance

Electrical

Dielectric Voltage	Withstands 2,000V minimum.
Max. Working Voltage	600 Volts RMS.
Current Interrupting	Certified for current interrupting at full rated current.
Temperature Rise	Max. 30°C temperature rise at full rated current after 50 cycles of overload at 150% rated DC current (UL 498).

Mechanical

Terminal Accommodation	#10 AWG min. - #6 AWG max. Solid or stranded copper wire only.
Cord Grip Accommodation	.750"-1.150" (19.1-29.2).

Environmental

Flammability	UL 94 V0 for Receptacles and Inlets. HB or better for Plugs and Connectors.
Operating Temperatures	Maximum continuous 75°C; minimum -40°C (w/o impact).

Note: Please consult the factory for product dimensions and specifications for other products listed in this catalog.



Specifications

Typical Specifications

Manufacturer's Identification	Hubbell SETL3/SEHBL3-SE2730A.
Description	Lockable Switched Enclosure. This unit is a complete enclosure ready to accept any 20 or 30A Twist-Lock or 30A Hubbellock receptacle.
Electrical Type	2 Pole + Earth through 4 Pole and Earth.
Rating	20 or 30A, 125V through 3ØY 347/600V AC.
Configuration	NEMA Locking L5-20R through L23-30R.
Enclosure Type	Outdoor – Type 3R (Rainproof, Sleet, External Ice), IP54 suitability. Indoor – Type 12K (Dust-tight, Falling Dirt, Noncorrosive Liquids, with Knockout).
Enclosure Material	Non-metallic enclosure suitable for metallic conduit.

Materials

Part	Materials
Base	Valox®
Top	Valox®
Handle	Valox®
Conduit Hub	Zinc ¾" watertight
Enclosure Gasket	Neoprene
Shaft	Valox®
Shaft Seal	Molded neoprene
Frame	Galvanized steel
Lift Cover	Valox®
Enclosure Screws	Stainless steel 300 series
Hinge Spring and Pin	Stainless steel 300 series

Performance

Electrical	
Dielectric Voltage	Withstands 3,000V minimum.
Max. Working Voltage	600V RMS.
Current Interrupting	Certified for current interrupting at full rated current and voltage.
Short Circuit Withstand	Suitable for use on a circuit capable of delivering not more than 10,000 RMS symmetrical amperes at the voltage rating of the receptacle.
Operations	Mechanical 10,000 cycles; Electrical 6,000 cycles.
Mechanical	
Impact Resistance	In accordance with UL 746C.
Terminal Identification	In accordance with UL, CSA and international conventions.
Product Identification	Identification and ratings are part of external label and receptacle face.
Weight	3.5 pounds.
Mounting	External fully adjustable feet.
Environmental	
Moisture Resistance	Outdoor – Type 3R (Rainproof, Sleet, External Ice), IP54 suitability. Indoor – Type 12K (Dust-tight, Falling Dirt, Noncorrosive Liquids, with Knockout).
Flammability	UL94 – 5 VA and V0 classification.
Operating Temperature	Maximum continuous +75°C; Minimum continuous -40°C.
UV Resistance	All materials are UV stabilized.

Note: This device provides on/off switched control of a plug connected load and includes lockout provision: ON-OFF control knob (in the OFF position) accepts up to a ¾" (8.0) diameter shackle of suitable padlock lockout device to isolate energy from the receptacle and cord connected equipment as a method of compliance to OSHA Lockout/Tagout Regulation 29CRF Part 1910.147.



Specifications

Typical Specifications

Manufacturer's Identification	Hubbell HBLMITL.
Description	Circuit-Lock Mechanical Interlock.
Electrical Type	2 Pole + Earth through 4 Pole and Earth.
Rating	Up to 30A, 3Ø 600V AC.
Enclosure Type	Outdoor – 4X (Watertight, Washdown); Indoor – 12K (Dust-tight, Falling Dirt and noncorrosive liquids with knockout. IP66 suitability.
Enclosure Material	Non-metallic enclosure suitable for metallic conduit.

Materials

Part	Material
Base	Valox®
Top	Valox®
Handle	Valox®
Conduit Hub	Zinc ¾" watertight
Enclosure Gasket	Neoprene
Shaft	Valox®
Shaft Seal	Neoprene
Frame	Galvanized steel
Enclosure Screws	Stainless steel 300 series

Performance

Electrical

Dielectric Voltage	Withstands 3,000V Min.
Max. Working Voltage	600V RMS.
Current Interrupting	Certified for current interrupting at full rated current voltage.
Short Circuit Withstand Rating	Suitable for use on a circuit capable of delivering not more than 10,000 RMS symmetrical amperes at the voltage rating of the receptacle.
Operations	Mechanical 10,000 cycles; Electrical 6,000 cycles.

Mechanical

Impact Resistance	In accordance with UL 746C.
Terminal Identification	In accordance with UL, CSA.
Product Identification	Identification and ratings are part of the external label and receptacle face.
Weight	3.5 pounds.
Mounting	External full adjustable feet.

Environmental

Moisture Resistance	Outdoor – 4X (Hose-Directed Water, Corrosion Resistance), IP66 suitability.
Flammability	Meets UL 94V0 material classification.
Operating Temperature	Maximum continuous +75°C; Minimum continuous -40°C.
UV Resistance	All exposed materials are UV stabilized.

Valox® is a trademark of SABIC Innovative Plastics, acquired from General Electric Company.



Specifications

Plugs

Typical Specification - Catalog No. HBL4723VY.
Description - Straight Body Plug
Type - 2 Pole, 3 Wire, Grounding
Rating - 15 and 20A 125V, 250V, and 277V AC, 30A 125 and 250V
Certification - UL Listed File E1706, CSA Certified
IP SUITABILITY - IP20

Part

Part	Material
Plug	15, 20 and 30A
Housing	Nylon
Blades	Brass
Ground Blade	Brass
Terminal Screws	Steel multiple drive
Cable Inserts	Polyphenylene Oxide
Terminal Clamps	CR Steel
Body Holding Screws	Steel multiple drive

Connector Bodies

Typical Specification- Catalog No. HBL4729VY
Description - Straight Body Connector
Type - 2 Pole, 3 Wire, Grounding
Rating - 15 and 20A 125V, 250V, and 277V AC, 30A 125 and 250V
Certification - UL Listed File E1706, CSA Certified
IP SUITABILITY - IP20

Part

Part	Material
Connector	15, 20 and 30A
Housing	Nylon
Contact and Ground Springs	Brass
Terminal Screws	Steel multiple drive
Cable Inserts	Polyphenylene Oxide
Terminal Clamps	CR Steel
Body Holding Screws	Steel multiple drive

Performance

Electrical

Dielectric Voltage	Withstands 2,000V minimum.
Max. Working Voltage	125V, 250V or 277V AC as rated.
Current Interrupting	Certified for full rated current.
Temperature Rise	Max. 30°C temperature rise at full rated current after 50 cycles of overload at 150% rated DC current.

Mechanical

Terminal Identification	Screw Color per UL 498 (Brass, White and Green).
Terminal Accommodation	15A-18 to 12AWG. Solid or stranded copper wire only. 20A-18 to 10AWG. Solid or stranded copper wire only. 30A-14 to 8AWG. Solid or stranded copper wire only.
Product Identification	Molded rating on device face.
Torque	12 in-lb terminal screws, 7 in-lb assembly screws.

Cord Range

15A	.220" to .660" (5.6mm to 16.8mm).
20A	.325" to .720" (8.26mm to 18.3mm).
30A	.590" to .930" (15.0mm to 23.6mm).

Environmental

Flammability	UL 94HB.
Operating Temperature	Maximum continuous 75°C, minimum -40°C (w/o impact).

Standards

Listed to UL Standard UL498
Certified to CSA Standard C22.2 No. 42