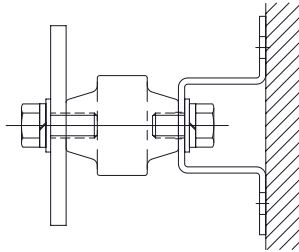


Bus Bar Assemblies



Bus Bar, Insulator, and Bracket

Installation of insulators and brackets

1. Mount insulator to wall bracket with short screw (If screw lengths differ)
2. Mount the wall bracket to wall or other permanent location
3. Follow all local and NEC® codes when making any and all connections

(See reverse for more application instructions)

WARNING:

1. Pentair products shall be installed and used only as indicated in Pentair product instruction sheets and training materials. Instruction sheets are available at www.erico.pentair.com and from your Pentair customer service representative.
2. Pentair products must never be used for a purpose other than the purpose for which they were designed or in a manner that exceeds specified load ratings.
3. All instructions must be completely followed to ensure proper and safe installation and performance.
4. Improper installation, misuse, misapplication or other failure to completely follow Pentair's instructions and warnings may cause product malfunction, property damage, serious bodily injury and/or death, and void your warranty.

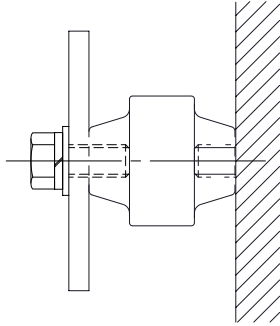
SAFETY INSTRUCTIONS:

All governing codes and regulations and those required by the job site must be observed. Always use appropriate safety equipment such as eye protection, hard hat, and gloves as appropriate to the application.

NEC is a registered trademark of, and National Electrical Code (NEC) standard is a copyright of the National Fire Protection Association, Inc.

Pentair, CADDY, ERICO CADWELD, ERICO CRITEC, ERICO, ERIFLEX, and LENTON are owned by Pentair or its global affiliates. All other trademarks are the property of their respective owners. Pentair reserves the right to change specifications without prior notice.

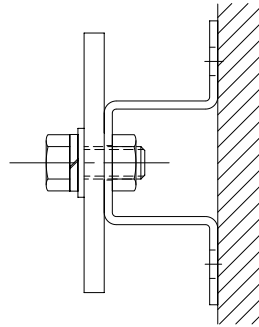
Bus Bar Assemblies



Bus Bar and Insulator

Installation of insulator only

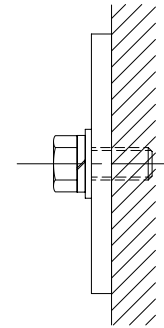
1. Mount insulator to location with screws provided
2. Mount bus bar on insulator with screws shown



Bus Bar and Bracket

Installation of brackets only

1. Mount bus bar to wall bracket with screws provided as shown
2. Mount the wall bracket to wall or other permanent location



No Insulator or Bracket

Installation of insulator only

1. Mount bus bar to location with screws provided

Pentair, CADDY, ERICO CADWELD, ERICO CRITEC, ERICO, ERIFLEX, and LENTON are owned by Pentair or its global affiliates. All other trademarks are the property of their respective owners. Pentair reserves the right to change specifications without prior notice.