

Please go to [www.quoizel.com](http://www.quoizel.com) for product cleaning tips. Go to the **Care + Maintenance** selection.

**Tools Required:** None.

**Light Source:** (3) Medium Base 75W bulb Maximum, Alternate bulb (3) 19W CFL Maximum.

**Estimated Assembly Time:** 15-20 minutes

**Preparation:** Identify and inspect all parts before beginning installation. Check package content list and diagrams below to be sure all parts are present. If any parts are missing or damaged, do not attempt to assemble, install, or operate the fixture. Contact customer service for replacement parts.

### ⚠ Warnings and Cautions

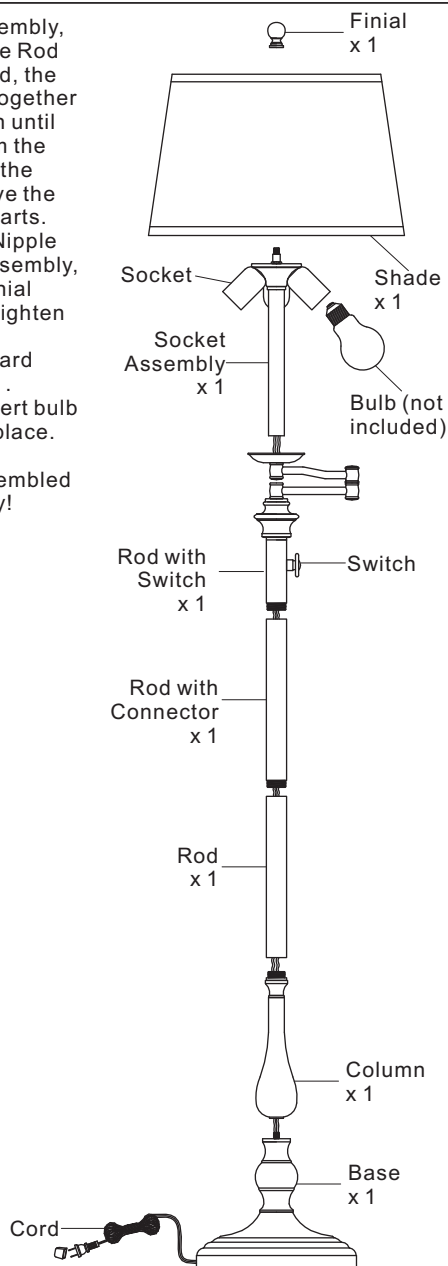
Turn off electricity at circuit breaker or main fuse box before installation. Consult a licensed electrician if in doubt.

These instructions are provided for your safety. It is very important you read them completely before installing the fixture. We strongly recommend that a licensed, professional electrician perform the installation.

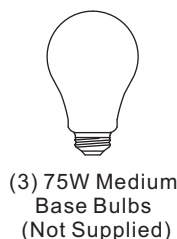
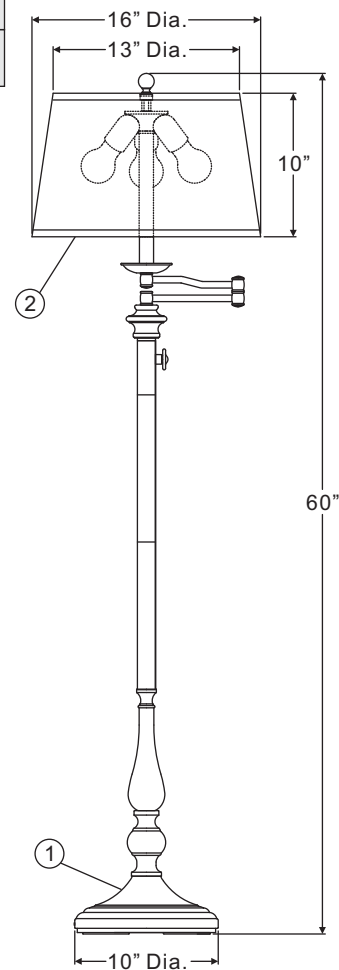
Disconnect fixture from power source before replacing bulbs. Make sure bulbs are given sufficient time to cool before removal. Do not subject glass parts to any shock while in operation or shattering may result.

- Thread the Socket Assembly, the Rod with Switch, the Rod with Connector, the Rod, the Column and the Base together as shown. Hand tighten until snug. Pull the cord from the Base as you assemble the parts together to remove the excess cord between parts.
- Place Shade over the Nipple on the top of Socket Assembly, secure by threading Finial onto the Nipple. Hand tighten until snug.
- This fixture uses standard bulb with medium base. Maximum 75 watts. Insert bulb and screw snugly into place.

Your fixture is now assembled and ready to use. Enjoy!



VVKY9558BN  
VVKY9558PN  
FINISH: BRUSHED NICKEL  
POLISHED NICKEL



NOTE: ALL DIMENSIONS ARE ROUNDED UP TO THE NEAREST 1/4"

NO.	PART NUMBER	REPLACEMENT	REQ.	STYLE NUMBER
1	19558PNVVKY	BASE	1	VVKY9558PN
2	S12129FA	SHADE	1	
1	19558BNVVKY	BASE	1	VVKY9558BN
2	S12130FA	SHADE	1	

Thank you for purchasing a Quoizel product.  
Need assistance with parts or assembly? Call Quoizel customer service at 1-631-273-2700  
or visit us on-line at [www.quoizel.com](http://www.quoizel.com)