



MaxLite® LED Small Flood Fixtures

General Safety Information

- To reduce the risk of death, personal injury or property damage from fire, electric shock, falling parts, cuts/abrasions, and other hazards read all warnings and instructions included with and on the fixture box and all fixture labels.
- Before installing, servicing, or performing routine maintenance upon this equipment, follow these general precautions.
- Commercial installation, service and maintenance of luminaires should be performed by a qualified licensed electrician.
- For Residential installation: If you are unsure about the installation or maintenance of the luminaires, consult a qualified licensed electrician and check your local electrical code.
- **DO NOT INSTALL DAMAGED PRODUCT!**
- This fixture is intended to be connected to a properly installed and grounded UL listed junction box.



Picture is for illustration purposes only.
Your model may vary.

WARNING:

- Risk of Fire - Supply conductors (power wires) connecting the fixture must be rated minimum 90°C. If uncertain consult an electrician.
- Risk of fire or electric shock. Installation requires knowledge of luminaires electrical systems.
- Risk of Fire/Electric Shock - If not qualified, do not attempt installation. Contact a qualified electrician.
- Do not use in high humidity conditions.
- Keep away from flammable and explosive environment.
- Don't cover the fixture with insulation liner or similar material.
- Don't install where fixture is loose or only partially supported.
- Don't impact or exert pressure on the fixture surface face or rear, as damage may occur.

CAUTION:

- For your safety read and understand instructions completely before starting installation.
- To prevent wiring damage or abrasion, do not expose wiring to edges of sheet metal or other sharp objects.
- Before attempting installation, check your local electrical code, as it sets the wiring standards for your locality.

NOTES:

- If luminaire (fixture) is to be switched from a wall switch, make sure black power supply wire is connected to the switch. **DO NOT** connect the white supply wire to the switch.
- Make certain no bare wires are exposed outside the wire nut connectors.
- Do not make or alter any open holes in an enclosure of wiring or electrical components during kit installation.

FLS15UXXXXXX	120-277V, 50/60Hz
FLS20UXXXXXX	120-277V, 50/60Hz
FLS40UXXXXXX	120-277V, 50/60Hz
FLS50UXXXXXX	120-277V, 50/60Hz

MaxLite® LED Small Flood Fixtures

Installation Instructions

- 1.) Inspect components to ensure that male and female port threads and sealing surfaces are free of burrs, nicks and scratches or any foreign material.
- 2.) Thread fixture into ½" NPT (Fig A) or flat mounting surface (Fig. B). Please see detailed diagrams of mounting trunnions below (Fig. C).

Fig. A

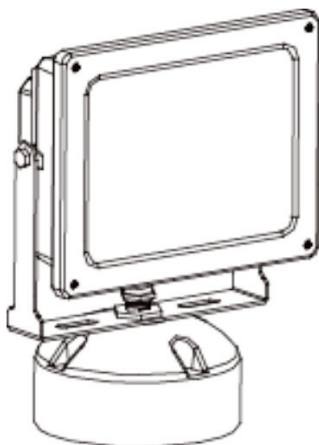


Fig. B

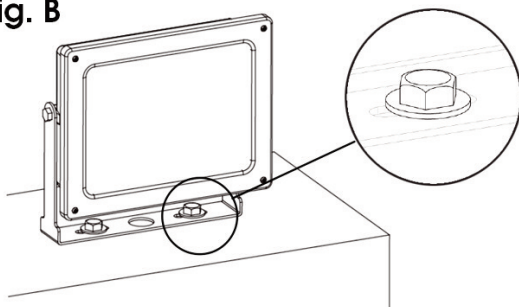
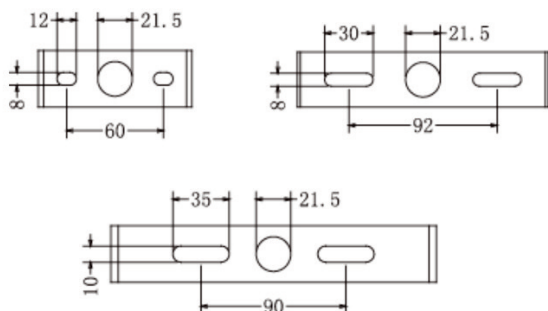
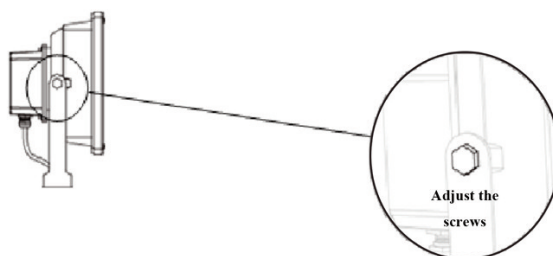


Fig. C



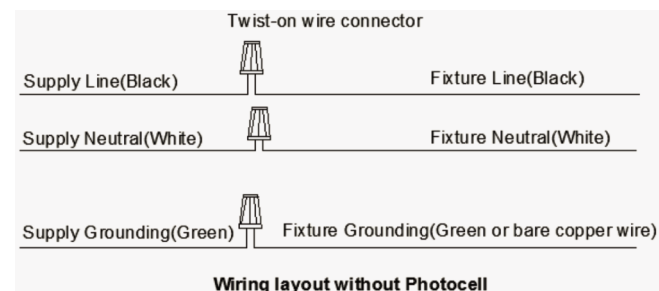
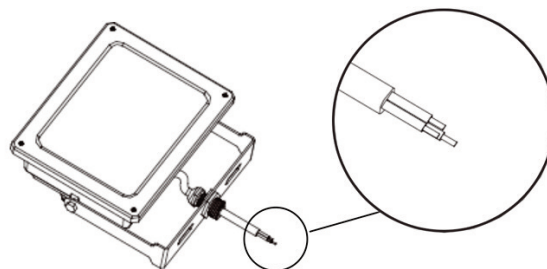
- 3.) Using a wrench, adjust luminaire to desired aiming angle and tighten screw (Fig. D)

Fig. D



- 4.) Inspect to ensure that the screw is seated flat on the mounting surface.
- 5.) Connect power to fixture (Fig. E), referencing wiring diagram below. Make sure the power supply is disconnected before installing.

Fig. E





MaxLite® LED Small Flood Fixtures

Warranty

LIMITED WARRANTY FOR CERTAIN MAXLITE® LED LIGHTING FIXTURES, SPECIFICALLY WALL PACKS; FLOOD LIGHT; AREA LIGHT; CANOPY; GARAGE; PARKING; SECURITY LIGHT; VAPOR TIGHT AND ROADWAY.

This limited warranty is provided by the MaxLite company described below ("Seller") to you as the original purchaser of the LED lighting product that is identified on Seller's invoice reflecting its original purchase (the "Product"). The Seller is the MaxLite Company identified as such on the invoice. This limited warranty may be transferred to subsequent purchasers of the Product, provided that such Product is resold in new condition and in its original packaging. Seller warrants that the Product, when delivered in new condition and in its original packaging, will be free of defects in material and workmanship for a period of FIVE (5) YEARS from the date of original purchase or the number of hours used has not exceeded the L70 life stated for each LED fixture. The determination of whether the Product is defective shall be made by Seller in its sole discretion with consideration given to the overall performance of the Product. A Product shall not be considered defective solely as a result of the failure of individual LED components to emit light if the number of inoperable components is less than 10% of the total number of LED components in the Product.

If Seller determines the Product is defective, Seller will elect, in its sole discretion, to refund you the purchase price of the Product, repair the Product or replace the Product. This limited warranty does not apply to loss or damage to the Product caused by: negligence; abuse; misuse; mishandling; improper installation, storage or maintenance; damage due to fire or acts of God; vandalism; civil disturbances; power surges; improper power supply; electrical current fluctuations; corrosive environment installations; induced vibration; harmonic oscillation or resonance associated with movement of air currents around the Product; alteration; accident; failure to follow installation, operating, maintenance or environmental instructions prescribed by Seller or applicable electrical codes; or improper service of the Product performed by someone other than Seller or its authorized service provider. This limited warranty excludes field labor and service charges related to the repair or replacement of the Product. THIS LIMITED WARRANTY IS VOID IF THE PRODUCT IS NOT USED FOR THE PURPOSE FOR WHICH IT IS DESIGNED.

Seller reserves the right to utilize new, reconditioned, refurbished, repaired or remanufactured products or parts in the warranty repair or replacement process. Such products and parts will be comparable in function and performance to an original product or part, as determined by Seller in its sole discretion, and warranted for the remainder of the original warranty period.

In order to make a warranty claim, you must notify Seller in writing within sixty (60) days after your discovery of the defect, provide proof of purchase such as the invoice and comply with Seller's other warranty requirements. Upon receiving that notice, Seller may require you to promptly return the Product to Seller, or its authorized service provider, freight prepaid. Your warranty claim should be addressed to MaxLite, Inc., 12 York Ave. West Caldwell NJ 07006.

This limited warranty only applies to specified LED fixtures. Backup batteries, photocells, mounting accessories and other fixture accessories can be found at www.MaxLite.com/lighting/products/warranty.

THE FOREGOING WARRANTY PROVISIONS ARE EXCLUSIVE AND ARE GIVEN AND ACCEPTED IN LIEU OF ANY AND ALL OTHER WARRANTIES, WHETHER EXPRESS OR IMPLIED, INCLUDING WITHOUT LIMITATION ANY WARRANTY AGAINST INFRINGEMENT AND ANY IMPLIED WARRANTIES OF MERCHANT ABILITY OR FITNESS FOR A PARTICULAR PURPOSE.

IN NO EVENT SHALL SELLER BE LIABLE FOR INCIDENTAL, COMPENSATORY, CONSEQUENTIAL, INDIRECT, SPECIAL OR OTHER DAMAGES. SELLER'S AGGREGATE LIABILITY WITH RESPECT TO A DEFECTIVE PRODUCT SHALL IN ANY EVENT BE LIMITED TO THE MONIES PAID TO SELLER FOR THAT DEFECTIVE PRODUCT.

This warranty is effective for purchases of Product on or after the effective date set forth below. Seller reserves the right to modify this warranty from time to time. Any modification of this warranty shall be effective for all orders placed with Seller on or after the effective date of such revised warranty.

Effective Date: May 12, 2014