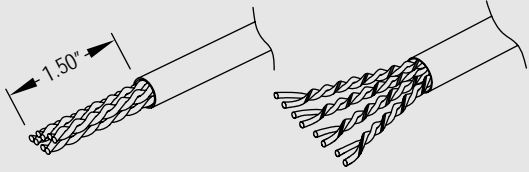
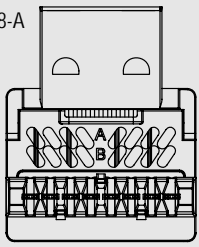


1. Strip approximately 1.50" of cable jacket and separate wires.



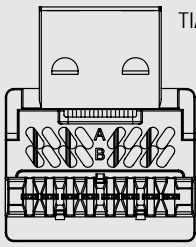
2. Choose between TIA 568-A or TIA 568-B wiring configuration.

TIA 568-A



- 1 White/Green
- 2 Green
- 5 White/Blue
- 4 Blue
- 3 White/Orange
- 6 Orange
- 7 White/Brown
- 8 Brown

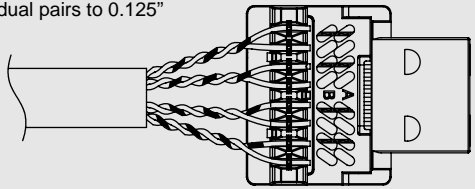
TIA 568-B



- 1 White/Orange
- 2 Orange
- 5 White/Blue
- 4 Blue
- 3 White/Green
- 6 Green
- 7 White/Brown
- 8 Brown

3. Sort wires and place into the IDC.

Note: For maximum performance, minimize the untwisting of individual pairs to 0.125"



4. Terminate wires using a Punch-Down Tool.

