

# Emberstrip® 8PC+

ESUSPC8-ET-10

embertec®



## Embertec USA LLC

176 Seacliff Drive  
Aptos, CA 95003, USA

**Phone:** 1-800-838-9659

**Web:** embertec.com

**Email:** customerservice@embertec.com



More information about your Embertec 8PC+ software can be found at <http://embertec.com/pc>


## Quick installation guide

PATENTS GRANTED AND PATENTS PENDING  
NOT SUITABLE FOR APPLE COMPUTERS

V11

# Your Embertec Emberstrip® 8PC+

1. Embertec Emberstrip® 8PC+
2. On/Off Power Saving outlets indicator light
3. Power Saving outlets
4. Computer Only outlet
5. Always On outlets
6. Overload protection Reset Button
7. Surge protection light
8. USB cable



This device complies with Part 15 of the FCC Rules. Operation is subject to the following two conditions: (1) this device may not cause harmful interference, and (2) this device must accept any interference received, including interference that may cause undesired operation.

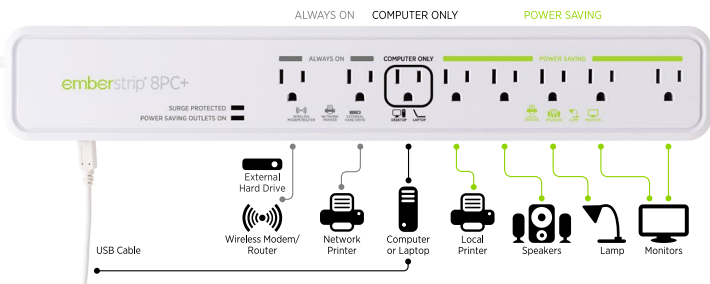
# Quick installation guide

## Step 1: Installing the software on your PC

1. Open your web browser and navigate to [embertec.com/pc](http://embertec.com/pc)
2. Click on the Embertec 8PC+ software file to download it.
3. Click on the downloaded file and follow the prompts to install the software.

## Step 2: Connecting your equipment

1. Switch off your PC and all peripheral equipment and unplug from the wall outlet.
2. Connect only ONE PC (laptop or desktop) into the outlet marked Computer Only.
3. Plug the equipment that is used with the PC such as monitors, printers, speakers and lamps into the Power Saving outlets on the strip.
4. Connect the equipment that needs to remain turned on, such as the internet modem/router, fax machine and external hard drives to the Always On outlets or to another free outlet on the wall outlet.
5. Connect the USB cable from the Embertec Emberstrip® 8PC+ to your PC.
6. Plug the Embertec Emberstrip® 8PC+ into a wall outlet.
7. Now turn on your equipment as normal.




Due to continual improvement in design or otherwise, the product you purchase may differ slightly from the illustration in this book.

# Optional installation

## Step 3: Changing the time delay before auto-sleep

The Embertec 8PC+ software detects when your PC is idle and you don't appear to be using it. When this happens, you will be prompted to either move your mouse or press a key to stop your PC from being placed into sleep/standby mode.

The default time delay before being prompted is 30 minutes.

To change the time delay, double click on the  icon in your system tray and then select a time period.

# Specifications

**NOTE:** This equipment has been tested and found to comply with the limits for a class B digital device, pursuant to Part 15 of the FCC Rules. These limits are designed to provide reasonable protection against harmful interference in a residential installation. This equipment generates, uses and can radiate radio frequency energy and, if not installed and used in accordance with the instructions, may cause harmful interference to radio communications. However, there is no guarantee that interference will not occur in a particular installation. If this equipment does cause harmful interference to radio or television reception, which can be determined by turning the equipment off and on, the user is encouraged to try to correct the interference by one or more of the following measures:

- Reorient or relocate the receiving antenna
- Increase the separation between equipment and receiver
- Connect the equipment into an outlet on a circuit different from that to which the receiver is connected
- Consult the dealer or an experienced radio/TV technician for help.

**WARNING:** Any changes or modifications not expressly approved by Embertec Pty Ltd could void the user's authority to operate this equipment.

# Limited warranties

Our Embertec Emberstrip® is designed and manufactured with precision and care, which is why we offer a Limited Product Warranty and a Limited \$25,000 Connected Equipment Warranty for each Embertec Emberstrip®.

## LIMITED PRODUCT WARRANTY

### What is covered?

Except as limited here, this product warranty covers any defect in material or workmanship with the Embertec Emberstrip®. If the initial purchase is by a utility or other entity that will not itself be using the device, this warranty is transferable to any customer of such entity who subsequently owns the device. Otherwise, this warranty is not transferable.

### For how long?

This warranty runs for the lifetime of the Embertec Emberstrip®. The lifetime of the Embertec Emberstrip® is 15 years from the date of purchase.

### What will we do if the device fails during the limited product warranty period and this warranty applies?

Subject to the limitations set forth in this warranty, we will elect (at our option) to either repair or replace the defective device. If we elect to replace the device and it has been discontinued, we will replace it with another device of equal or greater value. We will ship the repaired or replacement device to you, and pay for those shipping costs.

### What does this limited product warranty not cover?

This warranty does not cover any damage to the Embertec Emberstrip® caused by improper use, accidents, acts of God (such as lightning strikes, floods or earthquakes), or normal wear and tear. For purposes of this warranty, "improper use" means not installing or operating the device in accordance with the manual. Any incidental, consequential, special or other indirect damages are not recoverable under this warranty. Some states do not allow the exclusion of incidental or consequential damages, so the foregoing limitation may not apply to you. You will be responsible for any shipping or other transportation costs incurred in connection with returning the defective product to us.

### How do you request service under this limited product warranty?

To request service under this warranty for your Embertec Emberstrip®, (i) visit [embertec.com](http://embertec.com) for our address or a list of authorized service providers near you, and (ii) either pack the product carefully to prevent damage in transit and ship it, along with a brief description of the defect, to our address, or bring it into one of our authorized service providers.

This warranty gives you specific legal rights. You may also have other rights which vary from state to state.

## LIMITED \$25,000 CONNECTED EQUIPMENT WARRANTY

### What is covered?

Except as limited here, this connected equipment warranty covers any equipment that is damaged by a transient voltage surge or spike (an "Occurrence") while properly connected to an Embertec Emberstrip® that is properly connected to an AC power line with a protective ground. If the initial purchase of the Embertec Emberstrip® is by a utility or other entity that will not itself be using the device, this warranty is transferable to any customer of such entity who subsequently owns the device. Otherwise, this warranty is not transferable.

## For how long?

This warranty runs for the lifetime of the Embertec Emberstrip®. The lifetime of the Embertec Emberstrip® is 15 years from the date of purchase.

## What will we do if connected equipment is damaged during the limited connected equipment warranty period and this warranty applies?

Subject to the limitations set forth in this warranty, we will elect (at our option) to repair or replace any equipment damaged by an Occurrence, or to pay you an amount equal to the replacement value for such equipment, not to exceed the overall maximum set forth below. In connection with the foregoing, we reserve the right to examine the damaged equipment at the site where the damage occurred. If we elect to replace the equipment and it has been discontinued, we will replace it with similar equipment of equal or greater value, subject to the overall maximum set forth below. We will pay for all shipping costs incurred in connection with the delivery of any repaired or replacement equipment to you, subject to the overall maximum set forth below.

## What does this limited connected equipment warranty not cover?

This limited connected equipment warranty does not cover:

- Any damage to connected equipment caused by improper use of the Embertec Emberstrip® or the connected equipment, accidents, acts of God (such as lightning strikes, floods or earthquakes), or normal wear and tear of the Embertec Emberstrip® or the connected equipment. For purposes of this warranty, "improper use" means not installing or operating the Embertec Emberstrip® in accordance with the manual, or not installing or operating the connected equipment in accordance with its manual.
- Any damage to equipment that is not properly connected to an Embertec Emberstrip®, or damage to equipment connected to an Embertec Emberstrip® that is not properly connected to an AC power line with a protective ground.
- Any damage to equipment connected to an Embertec Emberstrip® that had previously experienced another Occurrence. After each Occurrence, the Embertec Emberstrip® must be replaced.
- Any damaged equipment that has been disposed before we have examined the equipment at the site where the damage occurred (or notified you that we would not be visiting the site), and elected whether to repair or replace it or pay for its replacement value, all in accordance with the terms set forth above.
- Any damage to satellite dishes.

## **THE MAXIMUM CUMULATIVE AMOUNT WE WILL PAY FOR ALL REPAIRS, REPLACEMENT AND SHIPPING COSTS FOR ANY AND ALL DAMAGED EQUIPMENT QUALIFYING UNDER THIS WARRANTY SHALL NOT EXCEED TWENTY FIVE THOUSAND DOLLARS (\$25,000).**

Any incidental, consequential, special or other indirect damages are not recoverable under this warranty. Some states do not allow the exclusion of incidental or consequential damages, so the foregoing limitation may not apply to you.

If the connected equipment is covered by an applicable homeowner's or renter's insurance policy, we reserve the right to be subrogated under such policy. In addition, this warranty shall not apply to any damaged equipment covered under the manufacturer's warranty.

## How do you file a claim under this limited connected equipment warranty?

To file a claim for connected equipment qualifying under this warranty, visit [embertec.com](http://embertec.com) or call **800.838.9659** and provide a full description of the damage.

This warranty gives you specific legal rights. You may also have other rights which vary from state to state.