

# LUNERA PLL LED

## Installation Guide

### Ballast Driven PLL LED Lamp



#### Product Description:

Ballast-driven PLL LED Lamp HN-PLL-D-22-22W-8YY-G1.

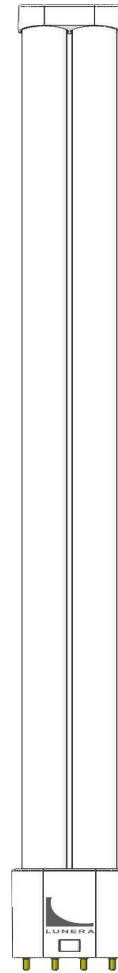
The Lunera PLL LED Lamp is a plug-and-play LED replacement for a 55W/50W/40W/36W/24W 2G11 PLL fluorescent lamp. This lamp supports operations with instant start, rapid start, and programmed start electronic ballasts.

This lamp only supports the 2G11 lamp holder.

This lamp is NOT rated for use with AC line voltage.

#### Installation Instruction - Ballast Driven (UL Type A)

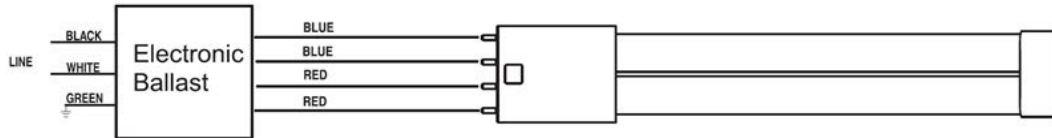
1. Turn power off to the fixture.
2. Remove existing PLL fluorescent lamp from the fixture.
3. Make sure 2G11 socket is not damaged or broken.
4. Do not make any modifications to ballast's wiring.
5. Install the Lunera PLL LED lamp.
6. Turn power on.



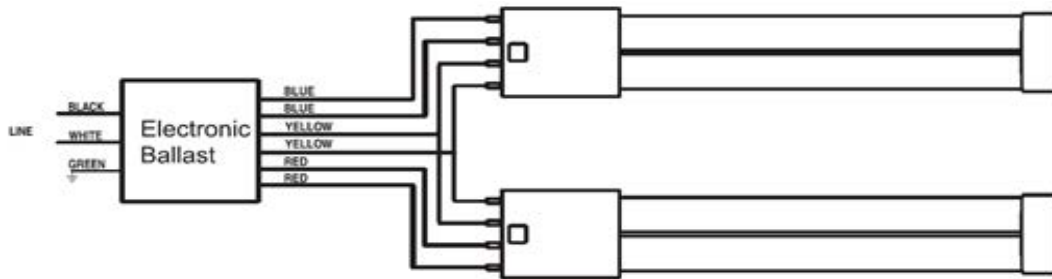
This lamp is not rated for use with magnetic ballasts.

## Wiring Instructions:

Retrofit Luminaire with 1 Lamp



Retrofit Luminaire with 2 Lamp



Minimum lamp compartment dimensions

[length x Width x Height] (cm)

62 x 60 x 8

This device complies with Part 15 of FCC Rules.

Operations is subject to the following two conditions:

- (1) this device may not cause harmful interference,
- and (2) this device must accept any interference received, including interference that may cause undesired operation.

## General Safety Information

### READ AND FOLLOW ALL SAFETY INSTRUCTIONS

- WARNING** - RISK OF FIRE OR ELECTRIC SHOCK. LED RETROFIT KIT INSTALLATION REQUIRES KNOWLEDGE OF LUMINAIRES ELECTRICAL SYSTEMS. IF NOT, DO NOT ATTEMPT INSTALLATION. CONTACT A QUALIFIED ELECTRICIAN.
- WARNING** - RISK OF FIRE OR ELECTRIC SHOCK. INSTALL THIS KIT IN LUMINAIRES THAT HAVE THE CONSTRUCTION FEATURES AND DIMENSIONS SHOWN IN PRODUCT SPECIFICATION SHEET AND WHERE THE INPUT RATING OF THE RETROFIT KIT DOES NOT EXCEED THE INPUT RATING OF THE LUMINAIRE.
- WARNING** - TO PREVENT WIRING DAMAGE OR ABRASION, DO NOT EXPOSE WIRING TO EDGES OF SHEET METAL OR OTHER SHARP OBJECTS.

THIS RETROFIT KIT IS ACCEPTED AS A COMPONENT OF A LUMINAIRE WHERE THE SUITABILITY OF THE COMBINATION SHALL BE DETERMINED BY AUTHORITIES HAVING JURISDICTION.

THIS DEVICE IS NOT FOR EMERGENCY LIGHTING.

- CAUTION** - DO NOT INSTALL THIS LAMP INTO LINE VOLTAGE.

Do not make or alter any open holes in an enclosure of wiring or electrical components during kit installation.

This device is not rated for use with magnetic fluorescent ballast.

