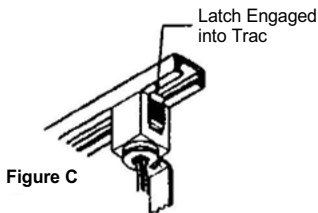
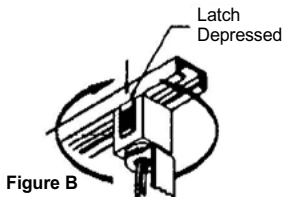
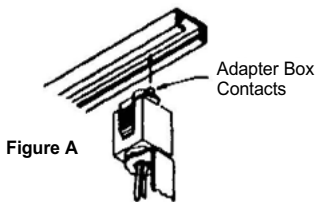


1. Insert adapter contacts into JUNO TLV series Trac channel (Figure A).
2. Rotate adapter 90° in either direction until latch “snaps” into Trac channel (Figures B & C).
3. If fixture repositioning is necessary, slide (depress) latch out of Trac channel and rotate adapter free. Reposition and repeat step 2.
4. Adjust fixture aiming angle(s) as needed. DO NOT force.



Technical Services Phone (888) 387-2212

1300 S. Wolf Road • Des Plaines, IL 60018

Phone 800-323-5068 • www.acuitybrands.com/juno-trac

©2017 Acuity Brands Lighting, Inc Rev 3/17 P1929

1 of 1