

# P6829 & P6832

LED Step/Wall • Wet Location



## Specifications:

### Description:

The P6829 and P6832 LED Step Lights are ideal for a wide variety of interior and exterior applications including residential and commercial. The Step Lights feature a 120V alternating current source and eliminates the need for a traditional LED driver. This modular approach results in an encapsulated luminaire that unites performance, cost and safety benefits.

### Construction:

- Available in Brushed Nickel (-09), Antique Bronze (-20), White (-30) and Black (-31)
- Heavy Steel construction
- Flicker-free dimming to 10% brightness with most ELV type dimmers (See Dimming Notes)
- Vertical and horizontal hood design
- Horizontal mounting on a single gang recessed wallbox (2" min. clearance)
- ADA Compliant

### Performance:

Number of Modules	1
Input Power	4.5W per module
Input Voltage	120V
Input Frequency	60Hz
Lumens	84 (P6829) 65 (P6832)
LPW	21 (P6829) 16 (P6832)
CCT	3000K
CRI	84+
Life	50,000 (L70/TM-21)
EMI/RFI	FCC Title 47, Part 15, Class B
Min. Start Temp	-30° C
Max. Operating Temp	30° C
Warranty	5 yrs.
Labels	cCSAus certified for Wet locations

### Catalog number:

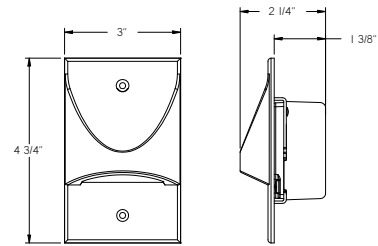
Base	Finish	Color Temp
<b>P6829</b> - Vertical Hood	<b>09</b> - Brushed Nickel	<b>30K</b> - 3000K
<b>P6829</b> - Horizontal Hood	<b>20</b> - Antique Bronze	
	<b>30</b> - White	
	<b>31</b> - Black	

## P6829 SERIES

### Images:



### Dimensions:

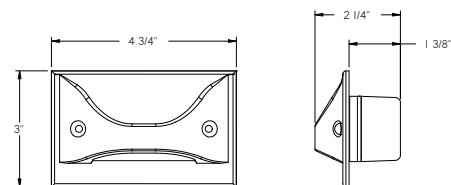


## P6832 SERIES

### Images:



### Dimensions:



Photometrics:

## P6829 & P6832 SERIES

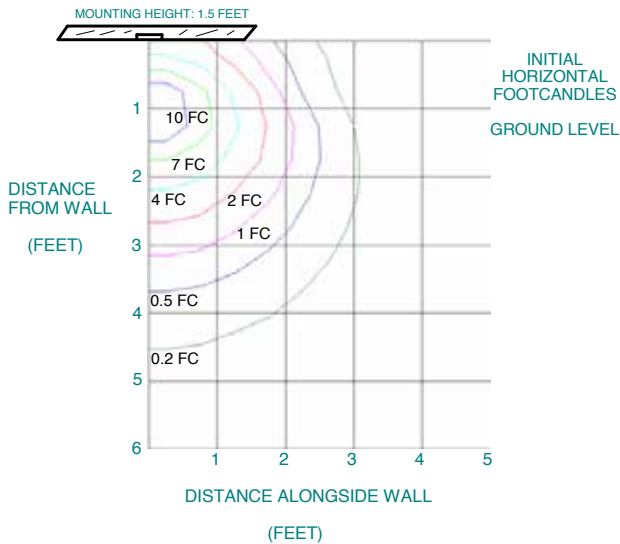
<b>ELECTRICAL DATA</b>	<b>P6829 &amp; P6832 Series</b>
Input Voltage	120V
Input Frequency	50/60 Hz
Input Current	0.04A
Power Factor	≥0.95
Operating Temperature	-30°C to 32°C
Dimming	Yes*
Over-voltage, over-current, short-circuit protected	
*See Dimming Notes for more information	

### P6829-30/30K

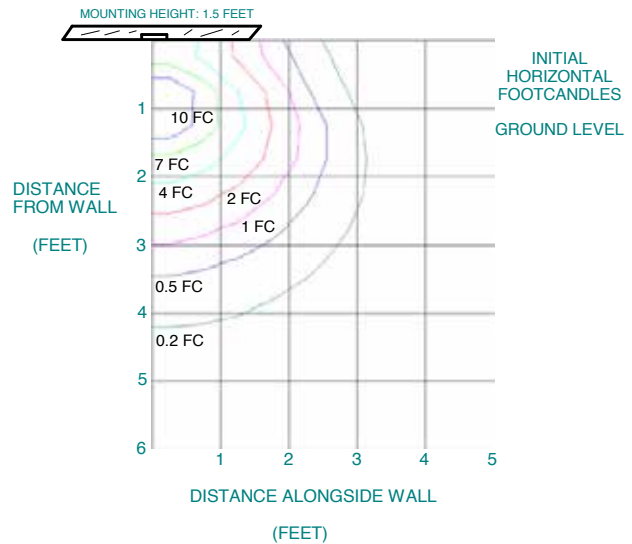
LED Light Engine: 3000K, 84+ CRI  
 System Wattage: 4.4  
 Fixture delivered lumens: 87  
 Mounting Height: 1.5 feet

### P6832-30/30K

LED Light Engine: 3000K, 84+ CRI  
 System Wattage: 4.4  
 Fixture delivered lumens: 84  
 Mounting Height: 1.5 feet



Test No. 15.00136



Test No. 15.00137

## P6829 & P6832 SERIES

### Dimming Notes:

---

P6829 and P6832 is designed to be compatible with many Electronic Low Voltage (ELV-Reverse Phase) controls.

The following is a partial list of known compatible dimmer controls:

### Electronic Low Voltage ELV Reverse Phase Controls

Lutron	Diva Series	(Part Number DVELV-300)
Lutron	Nova T Series	(Part Number NTELV-300)
Lutron	Vierti Series	(Part Number VTELV-600)
Lutron		(Part Number MAELV-600)
Lutron		(Part Number SPELV-600)
Leviton		(Part Number AWRMG-EAW)

Digital type dimmers are not recommended.

Dimming capabilities will vary depending on the dimmer control, load, and circuit installation.

Always refer to dimmer manufacturer instructions or a controls specialist for specific requirements.

Dimmer control brand names where identified above are trade names or registered trademarks of each respective company.