

# Decora® Wall Switch PIR Occupancy Sensor with LED NightLight



NightLight Off



NightLight High Level

## BASIC OPERATION

The passive infrared (PIR) sensor detects motion from a heat-emitting source within its field-of-view to automatically switch lights ON and OFF, offering the same performance features as the ODS family of occupancy sensors. OSSNL has the ability to reduce (dim) and turn off the “Guide Light” function with a simple dial setting. The LED NightLight consumes less than 1/2 W providing energy savings and guide lighting when room lights are off.

## APPLICATIONS

OSSNL is perfect for use in hospitality and health care facilities with either auto-ON or manual-ON settings with adjustable time delay settings of 30 seconds to 2 hours.

The NightLight Occupancy Sensor Wall Switch can be used to provide automatic lighting control for energy savings and convenience in a variety of commercial applications, including:

- Hotel restrooms
- Conference rooms
- Small offices
- Storage areas
- Hospital restrooms
- Classrooms
- Lounges
- Bathrooms

## FEATURES

- Fits in standard wallbox and replaces single-pole wall switch; ground and neutral connection required. Gangable with other units.
- Low-profile design eliminates obtrusive “scanning-device” look. Elegant Decora wallplates complement any interior for sleek aesthetics; uses Decora wallplates and coordinates with Leviton’s popular line of Decora wiring devices.
- 180° field-of-view provides approximately 2100 SF of coverage.
- Convenient pushbutton provides manual-ON/OFF light switching at any time.
- Two dual element PIR sensors used to widen detection range.
- Segmented Fresnel lens provides optimum sensitivity and performance. Designed with an extensive “minor motion” area where even slight body movements will be detected.
- Vandal resistant PIR lens.
- Patented blinders - horizontal field-of-view may be adjusted between 180° and 60° of arc by using integral blinders located on either side of the lens. No masking tape required.
- Manual-ON/auto-OFF mode for installations where manual-ON switching is required but auto-OFF switching is still desired for CEC Title 24 energy savings.

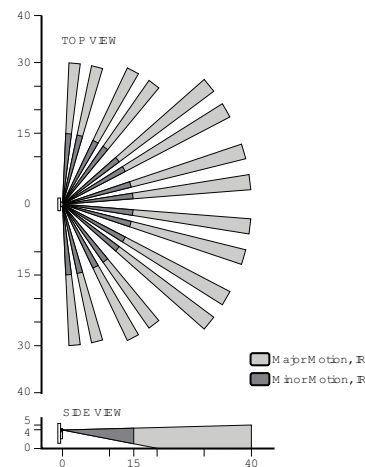
## PRODUCT DATA

### FEATURES CONT.

- To comply with T24, red LED indicator light flashes when sensor detects motion to verify detection is active.
- Time Delay adjustment for delayed-OFF time settings of 30 seconds (for walking test), 10 minutes, 20 minutes, and 30 minutes. Allows customized adjustments to maximize energy savings.
- Light Sensor Adjustable Ambient Light Override ranges from approximately 2 foot-candles (20 lux) to 500+ foot-candles (5000+ lux) to prevent lights from turning ON automatically during periods of ample natural light, increasing energy savings.
- Light sensor enables the load hold-OFF feature once level has been set.
- Vacancy confirmation - when the time out expires and the relays turn OFF, a 30 second vacancy confirmation exists to turn the relays back ON.
- False detection circuitry.
- Presentation Mode feature for slide or film presentations allows push buttons to turn lights OFF and keep them OFF while the room is occupied.
- LED NightLight offers "Guide Light" functionality.
- Adjustable NightLight illumination setting for continuous or dimmed NightLight.
- NightLight Mode - the factory default setting for the NightLight Mode is Dimmed Mode. This means the NightLight will automatically dim to 5% of full brightness after 2 minutes of no occupancy when activated by the internal light sensor.
- One unit can be used for 120V through 277V lighting. Compatible with both electronic and magnetic ballasts.
- Relay switches at the zero crossing point of the AC power curve to ensure maximum contact life and compatibility with electronic ballasts.
- Exclusive Leviton H.I.S. Circuitry. Specifically designed to handle today's high inrush electronic ballast loads and offer unmatched durability and service.

### FIELD OF VIEW

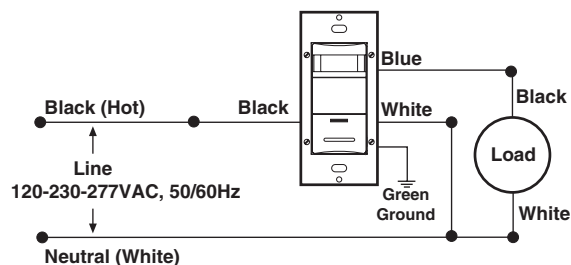
The OSSNL provides a 180° field of view with a maximum coverage area of approximately 2100 square feet. The maximum sensing distance in front of the sensor is 40 feet, and at each side is 30 feet. A "minor-motion" zone detects relatively small body movements and allows the lights to stay ON even though a person may not be moving or walking around the room. The remainder of the field of view, the "major-motion" zone, exhibits a lesser degree of sensitivity and requires larger movements.



OSSNL  
Field-of-View (in feet)

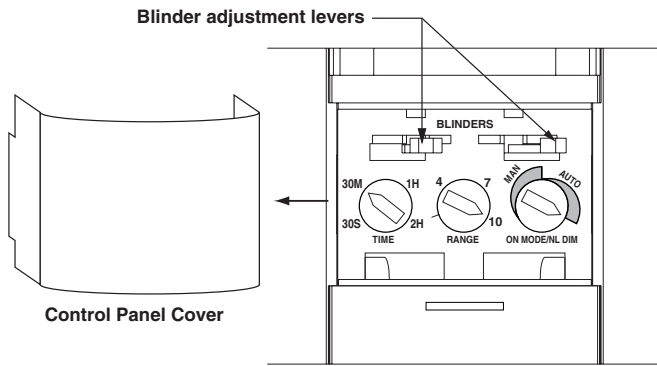
### INSTALLATION

The OSSNL is preset to deliver optimum performance in a wide variety of applications without requiring any adjustments during installation. The unit may replace a single-pole wall switch mounted in a standard wall box. The unit must have a neutral and be properly grounded in order to operate. The unit's integral blinders may be used to restrict the field-of-view to prevent unwanted detection of hallway traffic. It should be positioned at least 6 feet away from HVAC registers. Note that whenever the unit is powered up, it will take approximately 1 minute to begin normal operation.

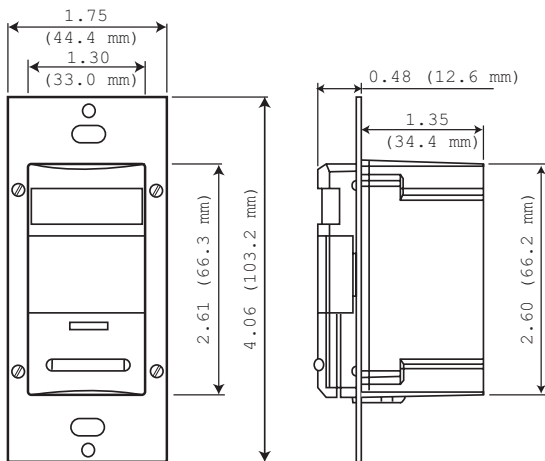


OSSNL Wall Switch Occupancy Sensor Wiring Diagram,  
Single Location Control

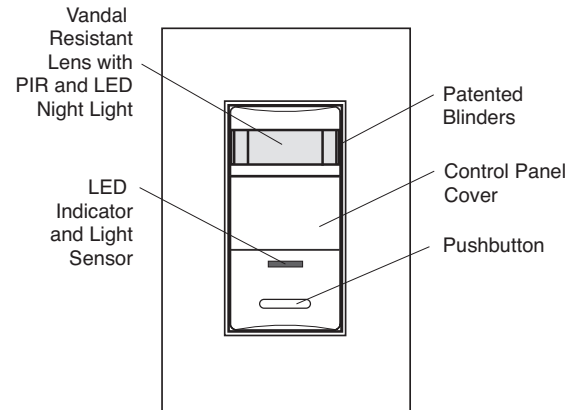
## DIAGRAMS



OSSNL Sensor Features



Dimensions Night Light



## PRODUCT DATA



### SPECIFICATIONS

ELECTRICAL	
Line Voltage	120-230-277VAC
Power Consumption	120V, Nightlight OFF - 190mW 120V, Nightlight ON max - 350mW 277V, Nightlight OFF - 250mW 277V, Nightlight ON max - 410mW
Operational Frequency	50/60Hz
Wire Designation	Line - Black Load - Blue Ground - Green Neutral - White
Load Rating	Fluorescent: 1200VA @ 120V, 2700VA @ 277V Incandescent: 800W @ 120V, Motor - 1/8 HP @ 120V
ENVIRONMENTAL	
Operating Temperature Range	32° to 122°F (0°C to 50°C)
Storage Temperature Range	14°F to 185°F (-10°C to 85°C)
Relative Humidity	20% to 90% non-condensing
OTHER	
Listings	CUL/US Certified, NOM CEC Title 24 Compliant, FCC Compliant
Warranty	Limited Five-Year Warranty

### ORDERING INFORMATION

CAT. NO. *	DESCRIPTION
OSSNL-IDx	Occupancy Sensor Wall Switch with NightLight

To indicate color, add suffix to the end of the catalog number.  
White (-W) , Ivory (-I), Light Almond (-T), Gray (-G), Black (-E) and Red (-R).  
\*NAFTA compliant and Made in USA models available.

### LEVITON SPECIFICATION SUBMITTAL

JOB NAME:	CATALOG NUMBERS:
JOB NUMBER:	

#### Leviton Manufacturing Co., Inc. Lighting & Energy Solutions

201 N. Service Rd. Melville, NY 11747-3138 Tech Line: 1-800-824-3005 Fax: 1-800-832-9538 [www.leviton.com/les](http://www.leviton.com/les)

#### Leviton Manufacturing of Canada, Ltd.

165 Hymus Boulevard, Pointe Claire, Quebec H9R 1E9 • Telephone: 1-800-469-7890 • FAX: 1-800-563-1853

#### Leviton S. de R.L. de C.V.

Lago Tana 43, Mexico DF, Mexico CP 11290 • Tel. (+52) 55-5082-1040 • FAX: (+52) 5386-1797 • [www.leviton.com.mx](http://www.leviton.com.mx)

#### Visit our Website at: [www.leviton.com/les](http://www.leviton.com/les)

© 2011 Leviton Manufacturing Co., Inc. All rights reserved. Subject to change without notice.

G-7543B/K11-tb  
REV NOV 2011