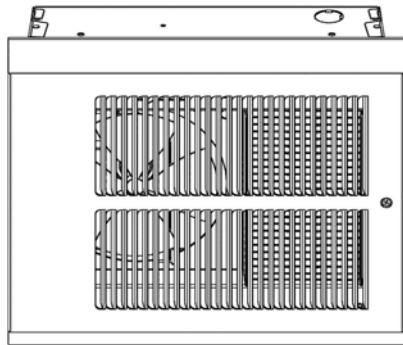


QCH SERIES CEILING MOUNTED FAN FORCED HEATERS

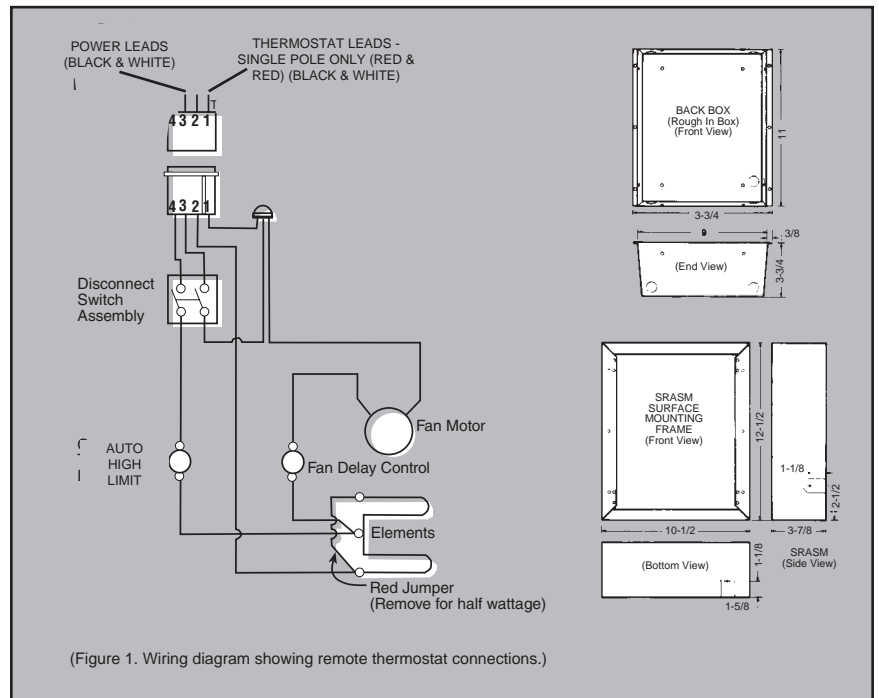
- CEILING MOUNTED
- 500 TO 2000 WATTS
- FOUR VOLTAGES / DUAL RATINGS
- RECESSED OR SURFACE INSTALLATION
- THREE-PIECE DESIGN
- STANDARD OFF-WHITE FINISH

APPLICATIONS

Fast heat response, compact design and versatility make the QCH Series heaters ideal for dens, basements, converted attics, breeze ways, garages, bathrooms, small offices, workshops and similar areas. Also adaptable to multiple installations in somewhat larger or odd shaped rooms.



DIMENSIONS



MOUNTING LIMITATIONS

Heaters are designed for surface or recessed mounting in ceiling. They must be mounted a minimum of 6' from floor and 24" from any adjacent wall or obstruction.

NOTE: In order to have the fan delay operate correctly, three wires are required between the heater and the wall thermostat. (See figure 1).

Air movement 65 CFM



U.L. File # E21609

SELECTION CHART

CATALOG NUMBER	VOLTS	WATTS	BTU/HR.	AMPS.
QCH1101F	120	1000/500	3413	8.3/4.7
QCH1151F	120	1500/750	5120	12.5/6.3
QCH1202F	240/208	2000/1500 1000/750	6826/5119	8.4/7.2 4.2/3.6
QCH1207F	277/240	2000/1500 1000/750	6826/5119	7.2/6.3 3.6/3.1

* Factory wired for full wattage, field convertible to half wattage.

ACCESSORIES

CATALOG NUMBER	DESCRIPTION
QCH-SM	Surface Mounting Sleeve
QCHS1	1" Semi-Recessed Frame
QCHS2	2" Semi-Recessed Frame
QCHTBF	T-Bar Frame Kit

ARCHITECT'S AND ENGINEER'S SPECIFICATIONS*

The heating equipment shall include an electric automatic QCH Series fan forced air heater suitable for small area heating as manufactured by QMark, A Marley Engineered Products Brand, Bennettsville, SC. Heaters shall be UL Listed. The heater shall be designed for surface or recessed ceiling mounting. For surface mounting, a QMark QCH-SM surface mounting frame shall be used.

BACK BOX: The back box shall be designed for duty as a recessed rough-in box in either masonry or frame construction, and also when mounting directly to the surface of the finished ceiling in surface mounting installations. The back box shall be 20-gauge galvanized steel and shall contain knockouts through which field wiring leads are brought.

INNER FRAME ASSEMBLY: The inner frame assembly shall consist of a 20-gauge steel chassis on which are mounted the heating element, fan motor and blade, fan control and thermal cutout. The inner frame assembly shall be completely pre-wired.

HEATING ELEMENT: The heating element shall be guaranteed for five years and shall be of non-glowing design consisting of a special resistance wire, enclosed in a steel sheath to which steel plate fins are brazed. The element shall cover the entire air discharge area to ensure uniform heating of all discharge air.

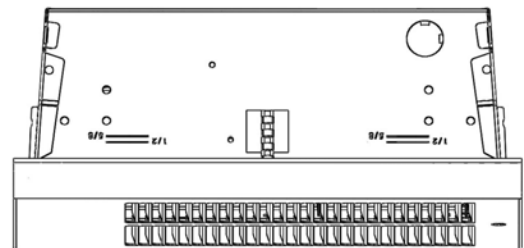
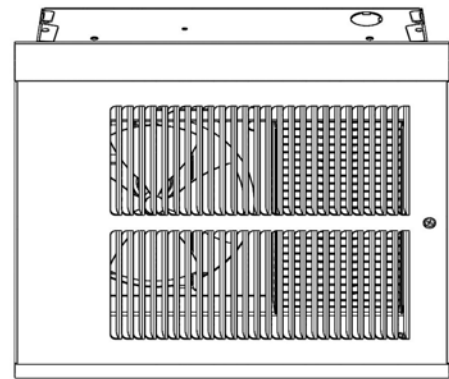
MOTOR AND CONTROLS: The fan motor shall be impedance protected, permanently lubricated and with totally enclosed rotor. Fan control shall be bi-metallic, snap-action type and shall activate fan after heating element reaches operating temperature, and continue to operate the fan after the thermostat is satisfied and until all heated air has been discharged. Thermal cutout shall be bi-metallic snap-action type designed to automatically shut off heater in the event of overheating and reactivate the heater when temperatures return to normal.

DISCONNECT SWITCH: A factory installed double pole single throw disconnect switch shall be provided for positive disconnect of power supply. It will be completely concealed behind the front cover.

FRONT COVER: The louvered front cover shall be of commercial grade steel finished in Navajo White baked enamel. It will attach to the fan deck via snaps in the plastic trim pieces and shall have no exposed screw heads.

FINISH: All sheet metal parts except the front cover and galvanized back box shall be phosphated, then completely painted by a baked enamel painting process.

* QMark reserves the right to change specifications without prior notice.



470 Beauty Spot Rd. E, Bennettsville, SC 29512

U.L. File # E21609



Printed in U.S.A.