

**JUNO**®

Project: \_\_\_\_\_

Fixture Type: \_\_\_\_\_

Location: \_\_\_\_\_

Contact/Phone: \_\_\_\_\_

# 4" LOW VOLTAGE UNIVERSAL IC NEW CONSTRUCTION HOUSING

50W MR16  
**IC44N**

## PRODUCT DESCRIPTION

IC Air-Loc® New Construction Housing with all 4" trims complies with IECC, Washington State and other state Energy Codes

- Double wall construction
- Energy efficient, sealed inner housing does not require separate ALG gasket
- Air-Loc housing stops infiltration and exfiltration of air, reducing heating and cooling costs.

## PRODUCT SPECIFICATIONS

**Lamp** One 12V, 50W MR16 lamp.

**Socket** Ceramic bi-pin socket with aluminum heat shield.

**Trims** Trim selection shown on reverse.

**Transformer** 120V to 12V 50VA thermally protected magnetic transformer mounted inside outer housing.

**Dimming** May be dimmed using dimmers specifically designed for low voltage magnetic transformers; consult factory or dimmer manufacturer for additional information.

**Labels** U.L. listed for through-branch wiring, damp locations and IP

- Product thermally protected against improper use of lamps
- Union made
- UL Listed/CSA certified
- Trim No. 441, 4401, 4402 and 4481 are wet location approved for covered ceiling applications.

**Testing** All reports are based on published industry procedures; field performance may differ from laboratory performance.

Product specifications subject to change without notice.

## INSTALLATION

**Real Nail 3 Bar Hangers** Telescoping Real Nail® 3 system covered under Patent D552,969 permits quick placement of housing anywhere within 24" O.C. joists or suspended ceilings

- Integral T-bar notch and clip secures housing in suspended ceiling grid – no accessory clips required
- 24" expansion stop allows quick placement of fixture in standard grid spacing
- Bars scored in two locations for fast, clean breaking, allowing housing installation in tight applications
- Bars captive to mounting frame
- Edge-mounted for extra strength
- Captive bugle-headed ring shank nail for quick one-step installation and easy removal with claw hammer for fixture relocation
- Quick-Loc slot (location identified on the mounting frame) and oversized locking set screw lock fixture in position
- Bar hanger foot contoured to align to bottom of construction joist
- Alternate mounting holes included.

**Junction Box** Pre-wired junction box provided with (6) ½" and (1) ¾" knockouts, (4) Non-metallic sheathed cable connectors and ground wire, U.L. listed/CSA certified for through-branch wiring, maximum 6 No. 12 AWG 90° C branch circuit conductors (3 in, 3 out)

- Junction box provided with removable access plates
- Knockouts equipped with pryout slots.

**Mounting Frame** 22-gauge die-formed galvanized steel mounting frame

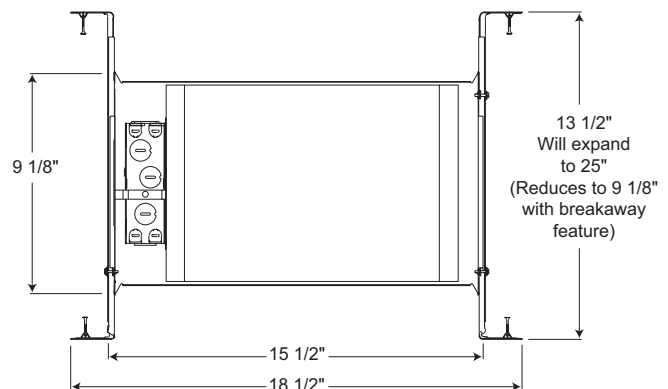
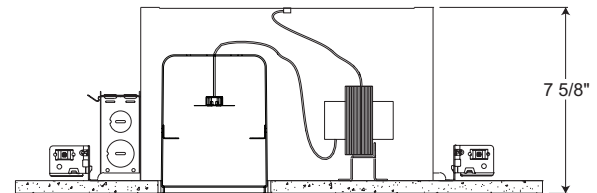
- Rough-in section (junction box, mounting frame, housing and bar hangers) fully assembled for ease of installation.

**Housing** Air-Loc IC housing, .032" aluminum

- Access door for junction box accessibility
- Housing is vertically adjustable to accommodate up to a 1" ceiling thickness.

REV-7/14

## DIMENSIONS



4 1/2" CEILING CUTOUT

## ACCESSORIES

Catalog No.	Description
4TSA	Torsion Spring Adapter (for original style housing)

To order, specify catalog number.










## PRODUCT CODES

Catalog Number	Input Voltage	Lamp Rating (max.)
IC44N	120V	12V 50W MR16

# 4" LOW VOLTAGE UNIVERSAL IC NEW CONSTRUCTION HOUSING

50W MR16  
IC44N

## ROUND TRIMS

	Cat. No.	Description
	<b>442C-WH</b> <b>442G-WH</b> <b>442B-WH</b> <b>442HZ-WH</b> <b>442WHZ-WH</b>	Deep Cone Downlight - Clear Alzak® Deep Cone Downlight - Gold Alzak® Deep Cone Downlight - Black Alzak® Deep Cone Downlight - Haze Deep Cone Downlight - Wheat Haze
	<b>443B-WH</b>	Pinhole with Black Baffle Downlight
	<b>440-WH</b> <b>440-BL</b> <b>440-SC</b> <b>440-ABZ</b>	Flush Gimbal Ring Flush Gimbal Ring Flush Gimbal Ring Flush Gimbal Ring 40° Vertical Adjustment
	<b>444B-WH</b> <b>444B-SC</b> <b>444B-ABZ</b> <b>444B-BL</b> <b>444W-WH</b>	Downlight or Adjustable with Black Baffle Downlight or Adjustable with Black Baffle Downlight or Adjustable with Black Baffle Downlight or Adjustable with Black Baffle Downlight or Adjustable with White Baffle 35° Vertical Adjustment
	<b>445-WH</b>	Slot Aperture Downlight or Adjustable 50° Vertical Adjustment
	<b>447C-WH</b> <b>447G-WH</b> <b>447B-WH</b> <b>447PT-SC</b> <b>447HZ-WH</b> <b>447WHZ-WH</b> <b>447WHZ-ABZ</b>	Downlight or Adjustable - Clear Alzak® Downlight or Adjustable - Gold Alzak® Downlight or Adjustable - Black Alzak® Downlight or Adjustable - Pewter Alzak® Downlight or Adjustable - Haze Downlight or Adjustable - Wheat Haze Downlight or Adjustable - Wheat Haze 35° Vertical Adjustment
	<b>448-WH</b> <b>448-SC</b>	Eyeball with Black Baffle Eyeball with Black Baffle 35° Vertical Adjustment
	<b>449-WH</b> <b>449-BL</b> <b>449-SC</b> <b>449-ABZ</b>	75° Vertical Aiming Adjustment
	<b>XR16101WH</b> <b>XR16101BL</b> <b>XR16101GP</b> <b>XR16101SL</b>	AVIO Square Gimbal Ring AVIO Square Gimbal Ring AVIO Square Gimbal Ring AVIO Square Gimbal Ring

Note: Lamps may be dimmed. Use dimmers specifically designed for low voltage magnetic transformers; consult factory or dimmer manufacturer for additional information. 50W MR16 maximum wattage when used with IC44N. Trim Size: 5" O.D.

**Trim Finish:** ABZ - Classic Aged Bronze, BL - Black, GP - Graphite, PW - Plastic White (Polycarbonate material shower trim), SC - Satin Chrome, SL - Silver, WH - White.

Alzak is a registered trademark of Alcoa Corp.

Note: In Canada when insulation is present, Type IC fixtures must be used.










 JUNO IC housings meet IECC Energy Code requirements per ASTM E283. Air-Loc® rated trims are pre-gasketed for minimum air leakage with IC housings.

◆ UL Listed for use in wet location.

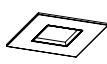
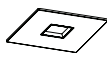
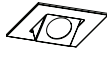
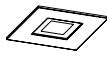


1300 S. Wolf Road • Des Plaines, IL 60018 • Phone (847) 827-9880 • Fax (847) 827-2925  
220 Chrysler Drive • Brampton, Ontario • Canada L6S 6B6 • Phone (905) 792-7335 • Fax (905) 792-0064  
Visit us at [www.junolightinggroup.com](http://www.junolightinggroup.com)

Printed in U.S.A. ©2014 Juno Lighting, LLC.

	Cat. No.	Description
	<b>441W-WH</b> ◆ <b>441W-SC</b> ◆ <b>441W-ABZ</b> ◆	Adjustable Shower Trim, frosted lens with clear center 35° Vertical Adjustment
	<b>446-WH</b>	Scoop Adjustable 50° Vertical Adjustment
	<b>4401-WH</b> ◆ <b>4401-SC</b> ◆ <b>4401-ABZ</b> ◆	Beveled Dome Shower Beveled Dome Shower Beveled Dome Shower
	<b>4402-WH</b> ◆ <b>4402-SC</b> ◆ <b>4402-ABZ</b> ◆	Beveled Adjustable Shower Beveled Adjustable Shower Beveled Adjustable Shower
	<b>4403FROST-WH</b> <b>4403FROST-SC</b>	Beveled Adjustable Cylinder Beveled Adjustable Cylinder
	<b>4404HZ-SC</b> <b>4404WHZ-ABZ</b>	Beveled Adjustable Cone Beveled Adjustable Cone
	<b>4450MESH-SC</b>	Cylinder
	<b>4480FROST</b>	Solid Glass Collar (torsion spring attachment)
	<b>4481 CLEAR</b> ◆	All Glass Shower (torsion spring attachment)

## SQUARE TRIMS

	Cat. No.	Description
	<b>4475Q-HZ-WH</b> <b>4475Q-B-WH</b> <b>4475Q-WHZ-WH</b>	Square Downlight/Adjustable 35° Vertical Adjustment
	<b>4435Q-WH</b>	Square Pinhole
	<b>4405Q-WH</b> <b>4405Q-BL</b>	Square Flush Gimbal 35° Vertical Adjustment
	<b>4415Q-W-WH</b> ◆	Square Frosted Downlight/ Adjustable Lensed Trim with Clear Center 35° Vertical Adjustment