

## Power galore without a single outlet in sight

Make dark spaces shine. Relocate outlets to suit your workflow needs. Add lights, speakers, USB charging and portable device docks to build your dream kitchen. The Legrand® adorne™ Under-Cabinet Lighting System is a fully customizable, modular solution for eliminating kitchen clutter. Because it's modular, it's compatible with any kitchen layout and can be hard-wired or plugged into any home wiring configuration. While the adorne Under-Cabinet Lighting System was designed with kitchens in mind, it can also be used in offices, hospitality and healthcare applications. Best of all, once it's installed, you'll never know it's there and you'll wonder how you survived without it.

Under-Cabinet Lighting System  
installed in a kitchen.



### FEATURES & BENEFITS

- **Modular Track available in three lengths.** The backbone of the system provides convenient and relocatable access for power outlets, LED lighting, USB charging and digital music and it all tucks away out of sight under any size cabinet. Fits any size cabinet width from 12" up. Track snaps together for easy installation and wiring.
- **Removable Modules.** Snap-in modules are interchangeable, so access to power or USB charging is as easy as swapping modules. Modules can also be relocated or changed out as workflow or power needs change.
- **Hardwire or plug-in installation.** Easy installation to any existing residential wiring system, or simply plug-in to an existing outlet. Hardwired installation can be backfed or surface mounted with multiple 1- or 2-gang control boxes.
- **Plug-In LED Lighting.** Available in both linear and puck styles. Each LED lighting component is Energy Star Certified and has a correlated color temperature of 3000 kelvin and a color rendering index of 95 to illuminate areas with warm, inviting color.
- **Digital Music Kit.** Provides high-performance full, rich stereo sound with DSP (Digital Signal Processing). Bluetooth® enabled wireless speakers provide easy pairing and access to digital music libraries while USB charging keeps the music playing.
- **cETLus Listed.**

For additional product information, instructional videos, system planning & configuration tools, visit [www.adornemyhome.com](http://www.adornemyhome.com)

## Under-Cabinet Lighting System Layout

**1. Plan Your System Layout** – First, determine where you want to install the system. Then measure your cabinets to determine the length of Modular Track required. Modular Track is available in three lengths and an optional Corner Connector is also available.



**2. Choose Control Box & Power Options** – Next, select the type of lighting and power connection you'd like to include. For a simple install, the Plug-In Control Box provides the easiest solution. For a hardwired installation, there are five options to choose from which enable expanded lighting control options such as dimming.




**3. Add LED Lights** – The adorne Under-Cabinet Lighting System is only compatible with adorne LED lights. These are available in Puck and Linear versions. Recommended placement for lights is every 18" along Modular Track.


You can select any combination of Puck and Linear lights to complete your system. In addition, if you are mounting a light under the cabinet and wish to move it further to the front of the counter, you can use the LED Light Extender. This enables you to increase the length of any light from the Modular Track from a standard 11" to up to 22". This is especially useful in corner installations.




**4. Select Accessories to Complete the System** – The final step is to select the accessories to perfectly complement your system. adorne offers a range of options, including USB charging ports, mobile and tablet cradles, and a Digital Music Kit. Each of these accessories provides flexibility in that it can be added or removed at any time – simply swap it with an existing outlet or blank module to increase your system capabilities.









### Under-Cabinet Lighting System LED Lighting Ordering Information

Catalog No./Item	Description/Specifications
ALPKLEDTM4 	<b>LED Puck Light</b> – 7 Watts, 240 lumens, correlated color temperature: 3000 kelvin, color rendering index: 95.
ALLNLEDTM4 	<b>LED Linear Light</b> – 8 Watts, 280 lumens, correlated color temperature: 3000 kelvin, color rendering index: 95. Energy Star Certified.



Catalog No./Item	Description/Specifications
ALEXTLEDTM4 	<b>Light Extender</b> – Enables adorne LED lights to be mounted up to 22" from backsplash by extending cord length beyond default 11". Ideal for corner cabinet installations.

For additional product information, instructional videos, system planning & configuration tools, visit [www.adornemyhome.com](http://www.adornemyhome.com)

## Under-Cabinet Lighting System Modular Track Ordering Information



Catalog No./Item	Description/Specifications
<b>APMT12TM2</b> 	<b>12" Modular Track</b> – Includes one Outlet Module and one Blank Module. Can support up to two LED lights. Provides 120V power via 15A outlet modules and 20A pass-through. Module openings are 6" on-center.
<b>APMT18TM4</b> 	<b>18" Modular Track</b> – Includes one Outlet Module and one Blank Module. Can support up to two LED lights. Provides 120V power via 15A outlet modules and 20A pass-through. Module openings are 9" on-center.
<b>APMT27TM2</b> 	<b>27" Modular Track</b> – Includes two Outlet Modules and one Blank Module. Can support up to three LED lights. Provides 120V power via 15A outlet modules and 20A pass-through. Module openings are 9" on-center.
<b>APST9TM1</b> 	<b>Short Modular Track</b> – For use with narrow single cabinets. Back feed power from inwall wiring. Unit is 10 1/4" in length with end caps.
<b>APME18TM2</b> 	<b>18" Modular Track Extender</b> – Enables a perfect fit for any kitchen. Simply cut to length (minimum of 6") and attach to end of Modular Track. Does not contain any module openings.
<b>APCCTM4</b> 	<b>Modular Track Corner Connector</b> – Use with installations that include a right-angle corner to connect two Modular Tracks. Allow 3" on each side for installations with Corner Connectors.

## Under-Cabinet Lighting System Control Box Ordering Information

Catalog No./Item	Description/Specifications	Catalog No./Item	Description/Specifications
<b>APCB1TM4</b> 	<b>Control Box with Paddle Dimmer</b> – Connects to existing in-wall wiring. Fits onto end of Modular Track, adding 5" onto system length. Includes adorne 450W CFL/LED Paddle Dimmer (ADPD453LM2). GFCI protection must be provided at the electrical panel.	<b>APCB6TM2</b> 	<b>Control Box with Paddle Dimmer &amp; 15A GFCI</b> – Connects to existing in-wall wiring. Fits onto end of Modular Track, adding 5.25" onto system length. Includes adorne 450W CFL/LED Paddle Dimmer (ADPD453LM2) and 15A Tamper-Resistant GFCI Outlet (AGFTR153M4).

For additional product information, instructional videos, system planning & configuration tools, visit [www.adornemyhome.com](http://www.adornemyhome.com)




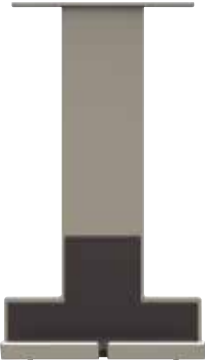
## Under-Cabinet Lighting System Control Box Ordering Information (continued)

Catalog No./Item	Description/Specifications
<b>APCB3TM4</b>  	<b>Plug-In Control Box</b> – Snaps into any module opening on the track and plugs into an existing outlet to provide system power. Cord length of 11" can easily be shortened to match the distance from outlet to Modular Track.
<b>APDWCTM1</b>  	<b>Direct Wire Connector</b> – Enables direct wire feed of power from in-wall wiring, eliminating need for a Control Box. Connector is 6" in length.

## Under-Cabinet Lighting System Digital Music Kit Ordering Information

Catalog No./Item	Description/Specifications
<b>AUDMTM1</b>  	<b>Digital Music Kit</b> – 2" (50mm) full range drivers. Digital signal processing for full, rich sound. BLUETOOTH® wireless technology is A2DP compatible. Includes USB charging capability   Bluetooth® is a registered trademark of Bluetooth SIG, Inc. The Bluetooth word mark and logos are owned by the Bluetooth SIG, Inc. and any use of such marks (licensee name) is under license. Other trademarks and trade names are those of their respective owners.

## Under-Cabinet Lighting System Modules & Accessories Ordering Information

Catalog No./Item	Description/Specifications
<b>APTR15TM4</b>  	<b>15A Outlet Module</b> – Provides two power outlets by snapping into any module opening. Tamper-resistant outlet is designed with a patented shutter system. Included with 12", 18", and 27" Modular Tracks.
<b>APUSB3TM4</b>  	<b>USB Outlet Module</b> – Provides two USB charging ports for devices such as mobile phones and tablets by snapping into any module opening. Charging cable not included.
<b>AAPCTM4</b>  	<b>Mobile Phone Cradle</b> – Attaches anywhere along track to hold a mobile phone. Perfect for use with USB Outlet Module while charging devices.
<b>AATCTM4</b>  	<b>Tablet Cradle</b> – Attaches anywhere along track to hold a tablet. Perfect for use with USB Outlet Module while charging devices.

For additional product information, instructional videos, system planning & configuration tools, visit [www.adornemyhome.com](http://www.adornemyhome.com)



**Electrical Wiring Systems**  
 60 Woodlawn Street  
 West Hartford, CT 06110  
 Phone: 1.877.BY.LEGRAND (295-3472)  
[www.legrand.us](http://www.legrand.us)  
 570 Applewood Crescent  
 Vaughan, Ontario L4K 4B4  
 Phone: 905.738.9195  
[www.legrand.ca](http://www.legrand.ca)

