

# InvisiLED® Pro


## 24V LED Tape Light

# WAC LIGHTING

Responsible Lighting®



Tape Section



3 LED "L" Connector

Fixture Type:

Catalog Number:

Project:

Location:

### PRODUCT DESCRIPTION

Professional grade white tape light that delivers optimal color consistency and brightness. An ideal system for task or accent lighting applications.

### FEATURES

- Ultra thin profile at 3/8"
- Diodes spaced evenly at 1" on center
- Minimum run length of 1'
- May be field cut every 2" at the end of a run
- Three mounting methods provided for different surfaces
- Specially rated for installation in the storage area of a clothes closet
- 50,000 hour rated life
- 5 year WAC Lighting product warranty

### SPECIFICATIONS

**Construction:** Flexible, silicone cased tape light. Peel and stick 3M construction adhesive on back. Indicating marks on back for field cutting.

**Power Supply:** Remote and plug-in electronic Class 2 transformers. 120VAC 50/60Hz input, 24V 60W and 96W output.

**Light Source:** 12 LEDs per foot

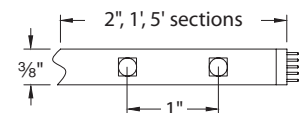
**Dimming:** May be dimmed with electronic low voltage (ELV) dimmer.

**Operating Temp:** -4°F – 122°F (-20°C – 50°C), relative humidity 95%.

**Standards:** UL & CUL Listed for damp locations.

### ORDER NUMBER – TAPE SECTION

Model	Watts/ft	Color Temp	CRI	Lumens/ft	Length	Qty	Tape Color
<b>LED-T24</b>	3	<b>W</b> 2700K	85	200	<b>2IN</b> 2 inches	1	<b>WT</b> White
		<b>P</b> 3000K	85	200	<b>2IN-10</b> 2 inches	10	
		<b>35</b> 3500K	85	207	<b>1</b> 1 foot	1	
		<b>1-40</b> 1 foot	40				
		<b>5</b> 5 feet	1				

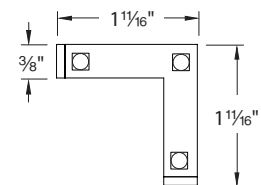


### LED-T24\_\_\_ - \_\_\_-WT

Example: LED-T24P-2IN-10-WT

### ORDER NUMBER – 3 LED "L" CONNECTOR

Model	Watts	Color Temp	CRI	Lumens	Tape Color
<b>LED-T24</b>	1.2	<b>W</b> 2700K	85	50	<b>3L-WT</b> White
		<b>P</b> 3000K	85	50	
		<b>35</b> 3500K	85	52	
		<b>C</b> 4500K	85	54	



### LED-T24\_\_\_ -3L-WT

Example: LED-T24C-3L-WT

waclighting.com  
Phone (800) 526.2588  
Fax (800) 526.2585

Headquarters/Eastern Distribution Center  
44 Harbor Park Drive  
Port Washington, NY 11050

Central Distribution Center  
1600 Distribution Ct  
Lithia Springs, GA 30122

Western Distribution Center  
1750 Archibald Avenue  
Ontario, CA 91760




# InvisiLED® Pro

## 24V LED Tape Light




















# WAC LIGHTING

Responsible Lighting®

Class 2 Power Supply (Required)

Type	Model	Input	Output	Max Run	Dim		
Remote		<b>EN-2460-RB2-T</b>	120VAC	24VAC / 60W	20 feet	ELV	<i>Includes a 6 foot lead wire</i>
		<b>EN-24100-RB2-T</b>	120VAC	24VAC / 96W	33 feet	ELV	
Plug-in		<b>EN-2460-P-AR-T</b>	120VAC	24VAC / 60W	20 feet	ELV	<i>Includes a 6 foot lead wire</i>
		<b>EN-24100-P-AR-T</b>	120VAC	24VAC / 96W	33 feet	ELV	
Remote 277V		<b>EN-24100-277-RB2-T</b>	277VAC	24VDC / 96W	33 feet	0-10V	<i>Includes a 6 foot lead wire</i>

### Accessories

Aluminum Channel		<b>LED-T-CH</b>	5 feet	<i>Includes a diffuser, two end caps, and five screws</i>		
Deep Aluminum Channel		<b>LED-T-CH1</b>	5 feet	<i>Includes a diffuser, two end caps, and five screws</i>		
45° Angled Aluminum Channel		<b>LED-T-CH2</b>	5 feet	<i>Includes a diffuser, two end caps, and ten screws</i>		
Fixed Angle Channel Clip		<b>LED-T-CL3-PT</b>	5 feet	<i>Used to mount any aluminum channel Includes 2 pieces, 4 screws</i>		
Adjustable Channel Clip		<b>LED-T-CL2-PT</b>	5 feet	<i>Used to mount any aluminum channel Adjusts 50° from center either way Includes 2 pieces, 4 screws</i>		
Retrofit Channel		<b>LED-T-RC</b>	3 feet	<i>Creates fixed curves</i>		
Clip		<b>LED-T-CL</b>	10 pcs	<i>Holds the tape from the underside Includes 10 pieces, 10 screws</i>		
Curve Clip		<b>LED-T-CL1</b>	10 pcs	<i>Runs over the tape to secure the angled tape Includes 2 pieces, 4 screws</i>		
Lead Wire		<b>LED-TC-P-2</b>	Black	2 ft	<i>Alternative lengths for plug-in power supplies</i>	
		<b>LED-TC-P-2-WT</b>	White	2 ft		
		<b>LED-TC-P-12</b>	Black	12 ft		
		<b>LED-TC-P-12-WT</b>	White	12 ft		
Extension Cable		<b>LED-TC-EXT-144</b>	Black	12 ft	<i>Extends distance between a hard wired power supply or wiring box to a tape section</i>	
		<b>LED-TC-EXT-144-WT</b>	White	12 ft		
Low Voltage Wiring Box With Feed		<b>LED-TC-B-2</b>	Black	L: 1½" W: ¾" H: 7/8"	<i>Neatly houses up to two wires with 2" female feed</i>	
		<b>LED-TC-B-2-WT</b>	White			
Low Voltage Wiring Box		<b>LED-T-B</b>	White	L: 1½" W: ¾" H: 7/8"	<i>Neatly houses up to two wires</i>	
Wiring Box With Switch		<b>TB-S</b>	White	L: 6¼" W: 1½" H: 1¼"	<i>Use when spanning a large gap in a system layout without leaving exposed wiring</i>	
Joiner Cable		<b>LED-TC-IC2</b>	Black	2 in	<i>Connects tape sections</i>	
		<b>LED-TC-IC6</b>	Black	6 in		
		<b>LED-TC-IC12</b>	Black	12 in		
		<b>LED-TC-IC36</b>	Black	36 in		
		<b>LED-TC-IC72</b>	Black	72 in		
		<b>LED-TC-IC2-WT</b>	White	2 in		
<b>LED-TC-IC6-WT</b>	White	6 in				
<b>LED-TC-IC12-WT</b>	White	12 in				
<b>LED-TC-IC36-WT</b>	White	36 in				
<b>LED-TC-IC72-WT</b>	White	72 in				
3-Way "Y" Connector		<b>LED-TC-Y</b>	Black	<i>Connects tape sections</i>		
		<b>LED-TC-Y-WT</b>	White			
4-Way "X" Connector		<b>LED-TC-X</b>	Black	<i>Connects tape sections</i>		
		<b>LED-TC-X-WT</b>	White			
"L" Connector		<b>LED-TC-L</b>	Black	<i>Connects tape sections</i>		
		<b>LED-TC-L-WT</b>	White			
End cap		<b>LED-TC-EC</b>	Black	<i>1 cut end cap and 1 male end cap</i>		
		<b>LED-TC-EC-WT</b>	White			
Male to male connector		<b>LED-TC-MM</b>	Black	50 Qty		