



GE
Lighting

67566 - 4-1 - F54T5HO 120 to 277 UltraStart PRS High Temp F Can;

High Efficiency T5 ballast with Continuous Cathode Cutout

Technology

GE454MVPS90-F

- ☞ Lower Maintenance Costs with Parallel Lamp Operation
- ☞ Multi-Voltage technology means a single ballast handles voltage from 108V to 305V
- ☞ Auto-Restart withstands temporary losses in power without the need to cycle power
- ☞ UltraCool™ Operation 90C case rating/UL Approved 55C Ambient Rating
- ☞ Individual lamp End of Lamp Life protection - only one lamp shuts down at end of life
- ☞ Anti-Striation Control for better light quality, with no striations.
- ☞ Cold temperature -20F Minimum Starting Temperature

Product Photo



GENERAL CHARACTERISTICS

Ambient Temp [Max]	131 °F
Ambient Temp [Min]	-20 °F
Ballast Factor	Normal-High (1.0)
Ballast Type	Rapid Start
Case Temperature (Max)	90 °C
Enclosure Type	Metal Can
Classification (Regulations)	Product is compliant with material restriction requirements of RoHS UL 55C Ambient Approved UL type 1 ANSI - C82.11 UL Type HL FCC - CLASS A Non-Consumer UL Class P 70C max case temp 5 yr warranty or 90C max case temp 3 yr warranty Type CC cUL Listed ANSI - C62.41 No PCB's A (20-24 decibels) Programmed Rapid Start Linear Fluorescent Parallel Active
Sound Rating	
Starting Method	
Product Technology	
Lamp Wiring	
Power Factor Correction	

PRODUCT INFORMATION

Product Code	67566
Description	GE454MVPS90-F
Alternative Unit Of Measure	CASE
Standard Package Quantity	
Ean UPC	043168675666
Standard Package GTIN	10043168675663
No Of Items Per Sales Unit	
No Of Items Per Standard Package	
Sales Unit	Case
UCC	043168675666
Alternative Unit Of Measure	EACH
Standard Package Quantity	10
Ean UPC	043168675666
Standard Package GTIN	00043168675666
No Of Items Per Sales Unit	1
No Of Items Per Standard Package	10
Sales Unit	Each
UCC	043168675666

DIMENSIONS

Weight	1.94 lb
Exit Type	
Remote Mount Distance	12.0 ft

Case Dimensions

Length	11.75in
Width	1.7in
Height	1.2in










Mounting Dimensions

Mount Length	11.14in
Mount Slot	0.25in

Lead Color	Qty	Exit	Length (1 in.)
Black	1	Left	25in
White	1	Left	25in

Red	1	Right	33in
Blue	1	Right	33in
Blue/White	1	Right	33in
Red/White	1	Right	33in
Yellow	1	Left	47in

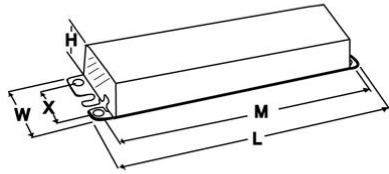
SAFETY & PERFORMANCE

-  Pro_comp_res_req
-  UL_Amb_App
-  UL_type_1
-  ANSL_C82
-  UL_Type_HL
-  FCC_CS_NCons
-  UL_Cls_P
-  C_max_wty_temp
-  Type_CC

SPECIFICATIONS BY LAMP & WATTAGE

Lamp	# of Lamps	Line Volts	System Watts	Nom. Line Current	System Ballast Factor	Ballast Efficacy Factor	Power Factor% (>=)	Crest Factor (<=)	THD% (<=)	Min. Starting Temp (F/ C)
	3	277	163	0.6	0.93		0.98	1.4	8	-20
F58T8	2	120	110	0.92			0.99	1.4	10	-20
F58T8	1	120	66	0.57			0.99	1.4	12	-20
F58T8	2	277	110	0.41			0.98	1.4	8	-20
F58T8	1	277	66	0.29			0.9	1.4	23	-20
F54T5/HO	1	120	69	0.57	1.16		0.99	1.4	12	-20
F54T5/HO	1	277	69	0.27	1.16		0.9		1	-20
F54T5/HO	2	120	118	0.99	0.96		0.98	1.4	10	-20
F54T5/HO	2	277	117	0.43	0.96		0.96	1.4	9	0
F54T5/WM	4	277	213	0.78	1.0		0.99	1.4	8	0
F54T5/WM	3	120	163	1.36	0.98		1.0	1.4	8	0
F54T5/WM	4	277	216	1.83	1.0		0.99	1.4	8	0
F54T5/WM	4	120	214	1.79	1.0		1.0	1.4	7	0
F54T5/WM	2	120	112	0.94	0.99		0.99	1.4	10	0
F54T5/WM	1	277	67	0.3	1.12		0.9	1.4	23	0
F54T5/WM	1	120	66	0.58	1.12		0.99	1.4	12	0
FT55W/4P	1	120	65	0.54	0.91		0.99	1.4	12	0
FT55W/4P	2	120	108	0.91	0.88		0.99	1.4	10	0
F54T5/HO	3	120	165	1.38	0.93		1.0	1.4	8	-20
F54T5/HO	4	120	220	1.84	1.0		1.0	1.4	7	-20
F54T5/WM	3	277	161	0.59	0.98		0.98	1.4	9	0
F54T5/WM	3	277	163	0.6	0.93		0.98	1.4	8	-20
F58T8	3	120	159	1.34			1.0	1.4	9	-20
F58T8	4	120	208	1.74			1.0	1.4	7	-20
F58T8	3	277	157	0.58			0.98	1.4	9	-20
F58T8	4	277	205	0.76			0.99	1.4	9	-20
FT50W/4P	1	120	68	0.57	1.19		0.99	1.4	12	0
FT50W/4P	1	277	69	0.27	1.19		0.9	1.4	22	0
FT50W/4P	2	120	117	0.98	1.08		0.99	1.4	10	0
FT50W/4P	2	277	117	0.43	1.08		0.98	1.4	8	0
FT50W/4P	3	120	171	1.43	1.03		1.0	1.4	8	0
FT50W/4P	3	277	169	0.62	1.03		0.98	1.4	9	0
FT50W/4P	4	120	222	1.86	1.07		1.0	1.4	7	0
FT50W/4P	4	277	218	0.81	1.07		0.99	1.4	8	0
FT55W/4P	1	277	66	0.26	0.91		0.89	1.4	23	0
FT55W/4P	2	277	108	0.4	0.88		0.97	1.4	8	0
FT55W/4P	3	120	162	1.36	0.86		1.0	1.4	9	0
FT55W/4P	3	277	160	0.59	0.86		0.98	1.4	9	0
FT55W/4P	4	120	206	1.73	0.86		1.0	1.4	7	0
FT55W/4P	4	277	203	0.75	0.86		0.99	1.4	8	0
F54T5/47W	1	120	64	0.53	1.09		0.99	1.4	13	-20
F54T5/47W	1	277	63	0.26	1.09		0.88	1.4	24	-20
F54T5/47W	2	120	109	0.91	1.03		0.99	1.4	10	-20

F54T5/47W	2	277	109	0.4	1.03		0.98	1.4	8	-20
F54T5/47W	3	120	158	1.32	1.0		1.0	1.4	8	-20
F54T5/47W	4	277	202	0.79	1.0		0.99	1.4	8	-20
F54T5/47W	4	120	206	1.85	1.0		1.0	1.4	7	-20
F54T5/47W	3	277	156	0.57	1.0		0.97	1.4	9	-20
F54T5/WM	2	277	112	0.41	0.99		0.98	1.4	8	0
F54T5/HO	4	277	216	0.8	1.0		0.99	1.4	8	-20



Oct 30, 2017 9:54:56 AM For additional information, visit www.gelighting.com