



Hoffman

Continuous Hinge with Clamps, Type 4

Catalog Number: A606CHNF
US List Price (USD): \$89.95

Bulletin Number:

- A51NF

Material:

- Mild Steel



Model Code:

- 55710

Ship Wt. Std. Pkg. (lbs):

- 34.4

Interchangeable:

- False

IP Rating:

- IP66

UL Listed:

- 50, 50E

Industry Standards:

UL 50, 50E Listed; Type 4, 12, 13; File No. E27567 cUL Listed per CSA C22.2 No. 94; Type 4, 12, 13; File No. E27567 UL 508A Listed; Type 4, 12, 13; File No. E61997 cUL Listed per CSA C22.2 No. 94; Type 4, 12, 13; File No. E61997 NEMA/EEMAC Type 4, 12, 13 CSA, File No. 42184; Type 4 and 12 IEC 60529, IP66

Description

A continuous hinge combined with stainless steel clamps on three sides provide environmental protection and security in indoor or outdoor applications.

Notes:

- Catalog numbers ending in "S" are hinged on short side.
- Purchase panels separately. Optional stainless steel, conductive, composite and aluminum panels are available for most sizes.

Applications:

A continuous hinge combined with stainless steel clamps on three sides provide environmental protection and security in indoor or outdoor applications.

Specifications:

- 16 or 14 gauge steel
- Seams continuously welded and ground smooth
- Stainless steel screw-down clamps on three sides of door
- Continuous hinge
- Stainless steel hinge pin
- Oil-resistant gasket
- Weldnuts provided for mounting optional panels and terminal block kits in size 6.00 x 4.00 in. (152 x 102 mm) and larger
- Bonding provision on door
- External wall-mounting brackets for easy installation

Finish:

ANSI 61 gray polyester powder paint inside and out

Accessories:

- Industrial Corrosion Inhibitors
- Fast-Operating Clamp-Cover Junction Box Clamp
- Lock Kit for Clamp Cover Junction Boxes
- Panels for Junction Boxes
- Junction Box and Wall-Mount Enclosure Swing Out Panel Kit
- Terminal Block Kit Assembly for Junction Boxes Overview

Modifications and Customizations:

Hoffman excels at modifying and customizing products to your specifications. Contact your local Hoffman sales office or distributor for complete information.

Technical Data

Continuous Hinge with Clamps, Type 4

Catalog Number	<u>A606CHNE</u>
A in.	6
B in.	6
C in.	4
K in.	0.54
F in.	3.53
Panel Size D x E in.	4.88 x 4.88
Gauge	16
J in.	3.62
M in.	2.38
N in.	2.38`
Conductive Panel	A6P6G
V in.	0.31
T in.	5.00
Overall L x W in.	7.50 x 6.94
Mounting G x H in.	6.75 x 4.00
Y in.	0.56
Panel	A6P6

Certifications



EU Certification



UL Certification

Documents



DOC



Instruction Manual



Instruction Manual



2D DXF CAD



3D STEP CAD














Spec Sheet



Dimension Drawing

Accessories

Item			
	Panels for Junction Boxes	A6P6	
	Fast-Operating Clamp-Cover Junction Box Clamp	AL23SS	
	Panels for Junction Boxes	A6P6AL	
	Padlock Kit for Junction Boxes	APLKJIC	
	Panels for Junction Boxes	A6P6G	
	Padlock Kit for Junction Boxes	APLKJIC6SS	
	Clamp Kits	AL18	
	Panels for Junction Boxes	A6P6SS	
	Terminal Block Bracket Assemblies for Junction Boxes	A6JTMA	
	Composite Panels for Junction Boxes and UL/NEMA Wall-Mount Enclosures	A6P6C	
	HOL-SEALERS Hole Seals	AS050	