



Hoffman

Continuous Hinge with Clamps, Type 12

Catalog Number: A1412CH
US List Price (USD): \$136.10

Bulletin Number:

- A51CH

Material:

- Mild Steel



Model Code:

- 55430

Ship Wt. Std. Pkg. (lbs):

- 40.0

Interchangeable:

- False

IP Rating:

- IP65

UL Listed:

- 50, 50E

Industry Standards:

UL 50, 50E Listed; Type 12, 13; File No. E27567 cUL Listed per CSA 22.2 No. 94; Type 12, 13; File No. E27567 UL 508A Listed; Type 12, 13; File No. E61997 cUL Listed per CSA 22.2 No. 94; Type 12, 13; File No. E61997 NEMA/EEMAC Type 12 and 13 CSA, File No. 42184; Type 12 IEC 60529, IP65

Description

This easy-to-open, continuous hinge enclosure features screw-down clamps for secure closure and can be used in a wide variety of applications.

Application:

This easy-to-open, continuous hinge enclosure features screw-down clamps for secure closure and can be used in a wide variety of applications.

Specifications:

- 16 or 14 gauge steel
- Seams continuously welded and ground smooth
- Continuous hinge
- Screw-down door clamps
- Bonding provision on door
- External wall-mounting brackets for easy installation
- Oil-resistant gasket
- Weldnuts provided for mounting optional panels and terminal block kits in size 6.00 x 4.00 in. (152 x 102 mm) and larger

Finish:

ANSI 61 gray polyester powder paint inside and out

Accessories:

- Clamp Kits
- Fast-Operating Clamp-Cover Junction Box Clamp
- Lock Kit for Clamp Cover Junction Boxes
- Panels for Junction Boxes
- Junction Box and Wall-Mount Enclosure Swing Out Panel Kit

Modifications and Customizations:

Hoffman excels at modifying and customizing products to your specifications. Contact your local Hoffman sales office or distributor for complete information.

Notes:

Reference the Specification Sheet for Popular Accessories.

Technical Data

Continuous Hinge with Clamps, Type 12

Catalog Number	A1412CH
A in.	14
B in.	12
C in.	6
K in.	0.56
F in.	5.53
Panel Size D x E in.	12.75 x 10.88
Gauge	14
J in.	5.62
Conductive Panel	A14P12G
V in.	0.25
T in.	11.00
P in.	1.00
Overall L x W in.	15.50 x 12.94
Mounting G x H in.	14.75 x 10.00
Y in.	0.62
Panel	A14P12

Certifications



EU Certification



UL Certification

Documents



DOC



Instruction Manual



Instruction Manual



Spec Sheet



2D DXF CAD
















3D STEP CAD



Dimension Drawing

Accessories

Item		
	Panels for Junction Boxes	A14P12
	Panels for Junction Boxes	A14P12AL
	Panels for Junction Boxes	A14P12G
	Fast-Operating Clamp-Cover Junction Box Clamp	AL23SS
	Padlock Kit for Junction Boxes	APLKJIC
	Padlock Kit for Junction Boxes	APLKJIC6SS
	Clamp Kits	AL18
	Junction Box and Wall-Mount Enclosure Swing-Out Panel Kit	AJCDFK
	Panels for Junction Boxes	A14P12SS
	Terminal Block Bracket Assemblies for Junction Boxes	A12JTMA
	Composite Panels for Junction Boxes and UL/NEMA Wall-Mount Enclosures	A14P12C
	Terminal Box Straps for Junction Boxes	A12JS
	Terminal Block Bracket Assemblies for Junction Boxes	A14JTMA
	Terminal Block Strips for Junction Boxes	A12JBNS



Terminal Box Straps for Junction Boxes

A14JS



Terminal Block Strips for Junction Boxes

A14JBNS



HOL-SEALERS Hole Seals

AS050

