

SORAA® VIVID 2 LED MR16 2700K 12VAC 8-10W



Narrow Flood and Flood



Narrow Spot



reddot design award
winner 2013



RoHS

Soraa Inc.
6500 Kaiser Drive,
Fremont, CA 94555
855 GO-SORAA
855 467-6722
www.soraa.com

OUTPUT	1075-4300 CBCP, 320-400 Lumens
BEAM	10°, 20°, 25°, 36°
COLOR	CCT: 2700K CRI>95, R9>95
APPLICATION	Halogen replacement for unventilated indoor and outdoor applications

PERFORMANCE

CBCP matches standard halogen lamps
Single light source
Single crisp shadow
Dimmable to 20%
Power Factor: 0.93
12V (10.8 min, 13.2 max)

COLOR

CCT: 2700K
CRI>95, R9 95
White point accuracy within 3 SDCM
Rich saturated color rendering
Excellent color stability

OPTIMIZED FORM

ANSI standard MR16 form factor:
1.96" (50mm) W x 1.86" (47.6mm) H
Works in all standard fixtures
Weight: 40g
Proprietary fanless aluminum design
provides superior thermal dissipation

HIGHLY COMPATIBLE

Works with magnetic and electronic
transformers and dimmers (see complete
list at www.soraa.com)
UL and CUL listed for use with 12VAC NEC
Class 1 and Class 2 systems

SPECIFICATIONS*

Reference Number	Product Code	Beam	Field	CBCP	Watts	Halogen Equivalent**	Lumens
MR16-40-B01-12-927-10-2	00263	10°	20°	4300	8	40W	320 (40 lm/W)
MR16-50-B01-12-927-20-2	00215	20°	38°	2550	9.8	50W	400 (41 lm/W)
MR16-50-B01-12-927-25-2	00223	25°	42°	2320	9.8	50W	400 (41 lm/W)
MR16-50-B01-12-927-36-2	00275	36°	60°	1075	9.8	50W	400 (41 lm/W)

*at stable operating conditions in well ventilated fixtures (25°C ambient) **Energy Star Minimum

Form Factor | Base | Voltage | CRI | CCT | Beam
MR16 - 50 - B01 - 12 - 927 - 25

The diagram at left shows how to read the different components of the reference number. Base type B01 refers to the GU 5.3 base.

12VAC



2700K

CRI >95

R9 >95



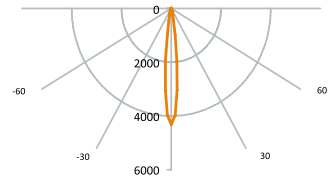
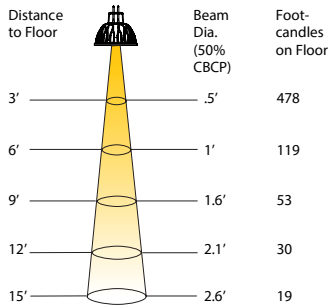
DIM



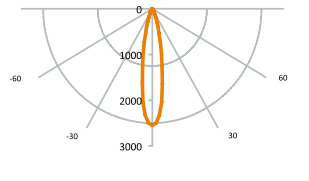
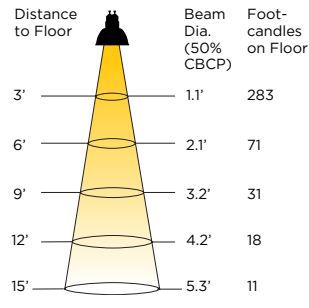
SORAA VIVID 2 MR16 LED 2700K 12VAC 8-10W

PHOTOMETRICS

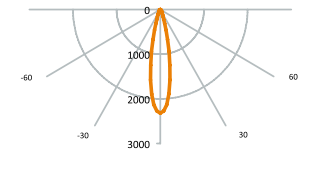
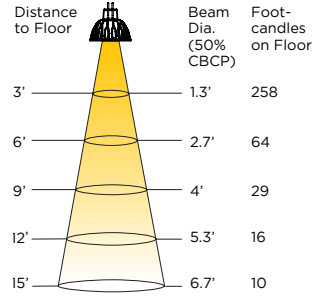
Narrow Spot - 10°



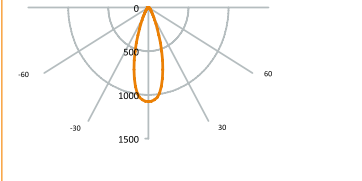
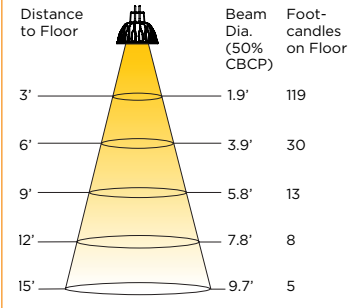
Narrow Flood - 20°



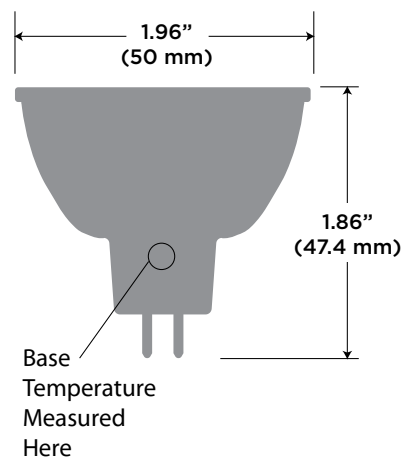
Narrow Flood -25°



Flood -36°

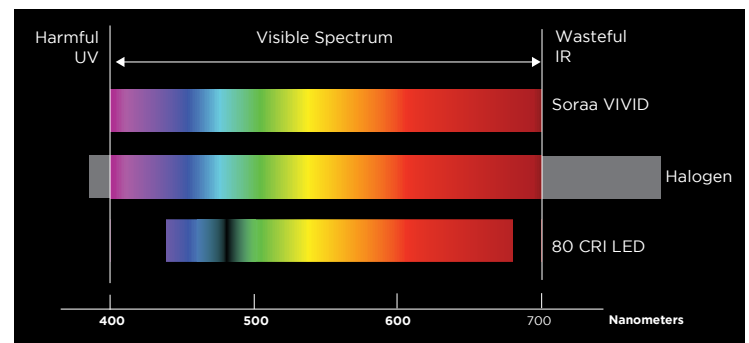
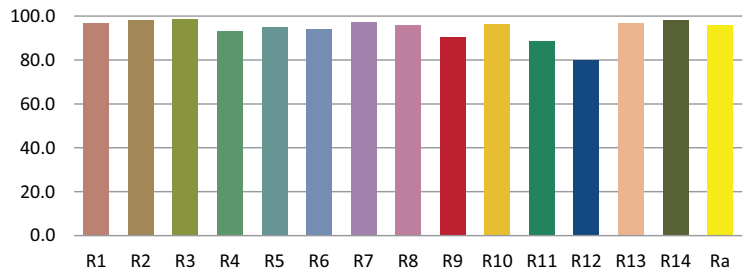


DIMENSIONS



COLOR RENDERING

CRI- Relative R Values



SAFETY NOTE ON HEAT

Soraa's unique LED technology allows its lamps to operate effectively and efficiently at higher temperatures than other LED lamps, resulting in more light output per diode. Although Soraa's lamps operate at cooler temperatures than halogen lamps, it is recommended that gloves be worn when handling bare lamps that have been energized.

TRANSFORMER/DIMMER COMPATIBILITY

Dimmable to 20% or lower, depending on dimmer. Complete transformer and dimmer compatibility information available at www.soraa.com.

Information and specifications subject to change. Rev H 5.17.13 D-110133

Soraa Inc. 6500 Kaiser Drive, Fremont, CA 94555
855 GO-SORAA / 855 467-6722 www.soraa.com