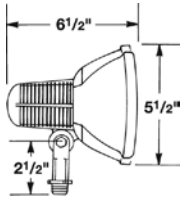


40L / V4400 Landscape and Heavy-Duty Floods

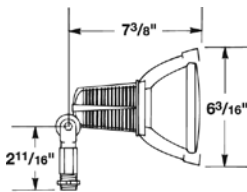


40L

V4400



40L



V4400E

Specifications

- Ideal for industrial, commercial, and residential uses such as ground level lighting, sign lighting, and industrial task-safety lighting
- Precision die-cast aluminum with integral shield to protect lamp with above / below horizontal aiming
- Multi-piece gasket system locks out moisture and debris
- Premium porcelain socket mounted on heat sink pod for effective heat transfer and reinforced lamp contact, deep integral cast 360° "bell" protects lamp, helps shield glare and prevents light spill
- 1/2" NPT threaded die cast arm, locknut preinstalled, pre-lubed to facilitate mounting
- Cast-in quadrants with serrated teeth lock unit in place once aimed
- Extra long pigtails for easy splicing

Ordering Information

Part Number	Description
40L	150w Aluminum Flood
40LBRZ	150w Bronze Flood
40LBLACK	150w Black Flood
40LWHITE	150w White Flood
V4400E	75w-300w Natural Aluminum Enclosed Flood
V4400	75w-300w Natural Aluminum Open Flood

V4400E Accessories

- BV4450**-Cast guard
- 4503**-3/4" arm

V4453C-Clear screw in lens

SLW10A-Surface adapter to convert V4400 1/2" arm to surface mount.

40L Accessories

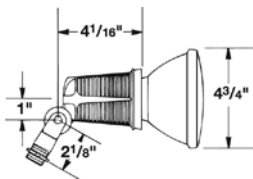
- 207**-Wire guard

150L / 30KL Medium Base Lampholders

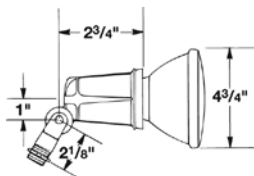


150L

30KL



150L



30KL

Specifications

- Ideal for use over entrance ways, under eaves, over signs, any safety, security, temporary or recreational lighting
- Provides good color rendition, instant-on, dimming capability, easy installation and low initial cost
- Precision die-cast aluminum with heat sinks and ribbing to maximize heat dissipation
- Weather-resistant aluminum finish
- Premium porcelain socket with double reinforced screw shell and spring loaded center contact
- 150L triple-gasket consists of thick silicone rubber seal backed up by durable heat barrier and anchored in place with metal lock ring
- Model 30KL is molded nordel
- 1/2" NPT threaded adjustable arm, locknut preinstalled, pre-lubed to facilitate mounting
- Cast-in quadrants with serrated teeth lock unit in place once aimed
- Extra long pigtails for easy splicing

Ordering Information

Part Number	Description
150L	250w Max. Lampholder
30KL	150w Max. Lampholder

Accessories

- 80**-Wire guard (150L only)
- 3350**-Wire guard (30KL only)