



Hoffman

CONCEPT, Type 4 and 12

Catalog Number: CSD20168
US List Price (USD): \$315.90

Bulletin Number:

- CW1

Material:

- Steel



Model Code:

- 77410

Ship Wt. Std. Pkg. (lbs):

- 24.0

Interchangeable:

- False

IP Rating:

- IP66

Industry Standards:

Wall-mounting brackets required to maintain UL/CSA external mounting requirement. UL 508A Listed; Type 4, 12; File No. E61997 cUL Listed per CSA C22.2 No. 94; Type 4, 12; File No. E61997 NEMA/EEMAC Type 4, 12, 13 CSA, File No. 42186: Type 4, 12 VDE IP66 IEC 60529, IP66

Description

CONCEPT Enclosures are ideal for machine control applications. With streamlined styling, flush quarter-turn latches and an attractive, durable finish.

Applications:

CONCEPT Enclosures are ideal for machine control applications. With streamlined styling, flush quarter-turn latches and an attractive, durable finish.

Specifications:

- 18, 16 or 14 gauge steel (see table)
- Seams continuously welded and ground smooth
- Corner-formed doors
- Simple easy-to-remove and install hinge pins with built-in captivation clip
- High-torque threadless studs and fasteners on door
- Minimum-width body flange provides maximum door opening (210 degrees)
- Door opens 210 degrees
- External formed body flange
- Panel mounting studs fit optional CONCEPT panels and other accessories
- Mounting holes in back of body for optional external wall-mount brackets
- Removable door with hidden hinges for clean, aesthetic appearance
- Seamless foam-in-place gasket
- Quarter-turn slotted latch(es)
- Door alignment device on doors wider than 30 in.
- Four hinges on 60in.-high enclosures
- Grounding stud on body; bonding provision on door
- Provisions on door for optional high-impact thermoplastic data pocket
- Hardware kit with panel mounting nuts, panel grounding hardware and sealing washers
- Installation instructions provided

- Three-point latch system on enclosures where A is equal to or greater than 42-in. with quarter-turn, slotted latch

Accessories:

- Door Stop Kit
- Handles
- Lock Inserts
- CONCEPT Panels
- Mounting-Bracket Kits

Modifications and Customizations:

Hoffman excels at modifying and customizing products to your specifications. Contact your local Hoffman sales office or distributor for complete information

Notes:

- Purchase panels separately.
- Optional NEMA-size panels require conversion kit Catalog Number CCPM4.
- Reference the Specification Sheet for Popular Cooling Products and Popular Accessories.

Technical Data

CONCEPT, Type 4 and 12

Catalog Number	CSD20168
A in.	20
B in.	16
C in.	8
Panel Size D x E in.	18.20 x 14.20
J in.	10.00
Mounting G x H in.	18.50 x 14.50
CONCEPT Panel	CP2016
Door Ga.	16
Body Ga.	18
Conductive CONCEPT Panel	CP2016G
Latches Qty.	1
Latches style	Quarter-turn

Certifications



EU Certification

Documents



Spec Sheet



Instruction Manual



DOC



2D DXF CAD




































3D STEP CAD



Dimension Drawing

Accessories

Item		
	LED Light Kit	LEDA2M35
	Key-locking Handle	CWHK
	Non-locking Handle	CWHNL
	Padlock Handle	CWHPTO
	Mild Steel Mounting Foot Kit	CMFK
	Stainless Steel Mounting Foot Kit	CMFKSS
	Composite Mounting Foot Kit	CMTGFT
	Mounting Channels	CMC16
	Mounting Channels	CMC20
	Pole-Mount Kit	CPMK16
	Thermoplastic Data Pocket	ADP1
	Door Bars	ADB305MM
	Door Stop Kit	ADSTOPK
Type 4 and 4X Deep-Hinged Window Kits		AWDH1612N4

	Type 4 and 4X Deep-Hinged Window Kits	AWDH2016N4
	Type 4 and 4X Deep-Hinged Window Kits	AWDH2016N4
	Square Lock Insert with Key	CLKSM7
	Triangular Lock Insert with Key	CLKTM7
	Double Bit Lock Insert with Key	CLKDBM3
	Slotted Lock Insert	CLKSLOT
	Screw Packages	AS1032
	CONCEPT Swing-Out Panels	CSP2016
	CONCEPT Swing-Out Panels	CSPB2016
	CONCEPT Adapter Bracket	CSPBADB
	Clip Nut Package	AN1032
	Hinge Pin Kits	GHPINMS
	CONCEPT Panel Conversion Kit	CCPM4
	CONCEPT Adjustable-Depth Mounting Kits	CAM82
	CONCEPT Adjustable-Depth Mounting Kits	CAM84
	DIN3 Rail Kits	CDR3P16
	DIN3 Rail Kits	CDR3P20
	PANELITE LED Enclosure Light	LED24V15
	LED Light Kit	LEDA1S35
	LED Light Kit	LEDD1S35
	12 Gauge Gland Plate, Type 4 and Type 12	GP206

