



create**change**

FEATURES

- LED Open Striplight
- Long life 60,000 hour LEDs at L80 for reduced maintenance
- Four LED color choices and 80+ CRI
- Choice of four lumen packages per size
- Available in 2', 4', or 8' lengths
- Optional integral emergency battery pack
- Heavy die-formed steel channel
- LED boards and driver accessible for future maintenance or upgrades
- Modular replaceable LED components
- Surface mount or suspended
- For narrow lens LED striplight use LCL
- For industrial narrow distribution LED use LCR
- Maximum temperature 25°C on all lumen packages up to HL
- DesignLights Consortium® (DLC) qualified with many configurations qualifying for DLC Premium
- Five year warranty

PROJECT INFORMATION

Project Name _____

Type _____

Catalog No. _____

Date _____

CONSTRUCTION

Housing, wireway, and ends are formed from code-gauge steel. Housing components act as heat sink for LED heat dissipation. Knockouts are provided for electrical access and mounting.

FINISH

White painted parts are treated with a five-stage phosphate bonding process and finished with high reflectance baked enamel. For a post-painted housing finish select PAF option.

ELECTRICAL

Long-life LEDs are rated for 50,000 hours at L80 lumen maintenance. Driver options include fixed output for on/off function, step dimming (high/low/off) or continuous 0-10V dimming.

CERTIFICATION

All luminaires are built to UL 1598 and 2108 standards, and bear appropriate CSA c/US labels. Damp location labeling is standard. Emergency equipped fixtures labeled UL924. Adheres to LM70, LM80, and TM21 industry standards. DesignLights Consortium®(DLC) and DLC Premium qualified. Please refer to the DLC website for specific product qualifications at www.designlights.org.

WARRANTY

Five year warranty (Terms and Conditions apply).

ORDERING INFORMATION

EXAMPLE LCS4-40HL-EU

LCS						
MODEL	SIZE	COLOR TEMP	LUMEN OUTPUT	DRIVER	VOLTAGE	OPTIONS
LCS LED Striplight	2 2'	30 3000K	LW Low Watt	E Fixed Output	U 120V-277V	ELL14 Emergency Battery Pack, 1400 Lumens ^{1,2,3}
	4 4'	35 3500K	ML Medium Lumen	ESD Step Dimming ⁴	347 347V (E,ED,ED1 only)	GLR Fast Blow Fuse
	8 8'	40 4000K	HL High Lumen	ED 0-10V Dimming		PAF Paint After Fabrication
		50 5000K	VL Very High Lumen	ED1 0-10V 1% Dimming		NYC NYC Compliant
			See Product Availability Table on following page.			
				LUTH Hi-Lume 1% EcoSystem LED driver with Soft-on, Fade-to-Black dimming technology ³		
				LUT5 5-Series EcoSystem LED driver ³		

ACCESSORIES (ORDER SEPARATELY)	
CSWG4	4' Wire Guard, 2 Required for 8' Fixture
S18	18" Stem, Canopy
SS18	18" Swivel Stem—45° Swivel
CSHC	Chain Hanger Assembly

¹ Not available in 2' size.
² For compatibility with Dual-Lite LiteGear® inverters in lieu of installed battery pack, contact Hubbell Lighting representative.
³ Not available in VL package
⁴ Only available in 4' ML, HL & VL packages.

Product Availability			
Lumen Package	Lumens	Watts	LPW
LCS2-30ML-EU	2896	23	124
LCS2-35ML-EU	2955	23	127
LCS2-40ML-EU	3041	23	131
LCS2-50ML-EU	3122	23	134
LCS4-30LW-EU	2662	19	142
LCS4-35LW-EU	2753	19	146
LCS4-40LW-EU	2795	19	149
LCS4-50LW-EU	2870	19	153
LCS4-30ML-EU	5392	42	130
LCS4-35ML-EU	5575	42	134
LCS4-40ML-EU	5661	42	136
LCS4-50ML-EU	5812	42	140
LCS4-30HL-EU	6572	52	126
LCS4-35HL-EU	6795	52	130
LCS4-40HL-EU	6900	52	132
LCS4-50HL-EU	7084	52	135
LCS4-30VL-EU	10795	88	123
LCS4-35VL-EU	11162	88	127
LCS4-40VL-EU	11334	88	129
LCS4-50VL-EU	11637	88	132
LCS8-30LW-EU	5324	38	142
LCS8-35LW-EU	5506	38	146
LCS8-40LW-EU	5590	38	149
LCS8-50LW-EU	5740	38	153
LCS8-30ML-EU	10784	83	130
LCS8-35ML-EU	11150	83	134
LCS8-40ML-EU	11322	83	136
LCS8-50ML-EU	11624	83	140
LCS8-30HL-EU	13144	105	126
LCS8-35HL-EU	13590	105	130
LCS8-40HL-EU	13800	105	132
LCS8-50HL-EU	14168	105	135
LCS8-30VL-EU	21590	176	123
LCS8-35VL-EU	22324	176	127
LCS8-40VL-EU	22668	176	129
LCS8-50VL-EU	23274	176	132

Actual lumens will vary according to color temperature and other factors. For exact lumens and watts see specific photometric test(s).

Test #17800 Test Date 9/26/2016

LUMINAIRE DATA

Luminaire	LCS2-40ML-EU LCS LED Straight Sided Utility Channel, Striplight 24" x 4 ⁷ / ₁₆ " LED striplight with white reflector
Ballast	XI040C110V054BST1
Ballast Factor	1.00
Lamp	LED
Fixture Lumens	3041
Watts	23.30
Shielding Angle	0° = 90 90° = 90
Spacing Criterion	0° = 1.27 90° = 1.28
Luminous Opening in Feet	Length: 2.00 Width: 0.38 Height: 0.00

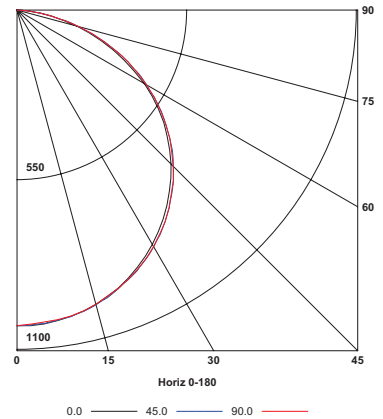
ZONAL LUMEN SUMMARY

Zone	Lumens	Lamp	Fixt.
0-30	803	26.4	26.4
0-40	1326	43.6	43.6
0-60	2384	78.4	78.4
0-90	3041	100.0	100.0
0-180	3041	100.0	100.0

ENERGY DATA

Total Luminaire Efficiency	100.0
Total Lumens per Watt	131
ANSI/IESNA RP-1-2004 Compliance	Noncompliant
Comparative Yearly Lighting Energy Cost per 1000 Lumens	\$1.82 based on 3000 hrs. and \$0.08 per KWH

INDOOR CANDELA PLOT



Test #17806 Test Date 9/20/2016

LUMINAIRE DATA

Luminaire	LCS4-40ML-EU LCS LED Straight Sided Utility Channel, Striplight 48" x 4 ⁷ / ₁₆ " LED striplight with white reflector
Ballast	XI040C110V054BST1
Ballast Factor	1.00
Lamp	LED
Fixture Lumens	5662
Watts	41.50
Shielding Angle	0° = 90 90° = 90
Spacing Criterion	0° = 1.29 90° = 1.27
Luminous Opening in Feet	Length: 4.00 Width: 0.38 Height: 0.00

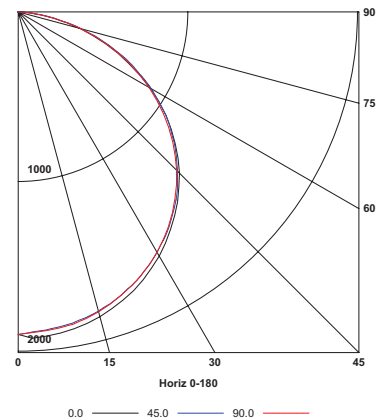
ZONAL LUMEN SUMMARY

Zone	Lumens	Lamp	Fixt.
0-30	1492	26.4	26.4
0-40	2464	43.5	43.5
0-60	4435	78.3	78.3
0-90	5662	100.0	100.0
0-180	5662	100.0	100.0

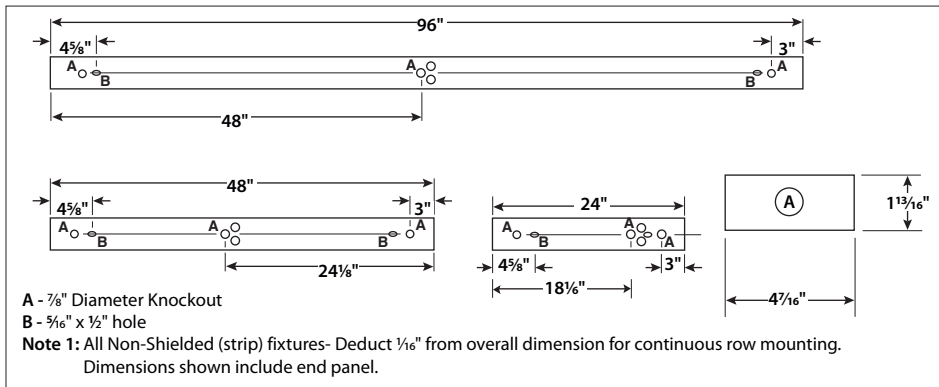
ENERGY DATA

Total Luminaire Efficiency	100.0
Total Lumens per Watt	136
ANSI/IESNA RP-1-2004 Compliance	Noncompliant
Comparative Yearly Lighting Energy Cost per 1000 Lumens	\$1.78 based on 3000 hrs. and \$0.08 per KWH

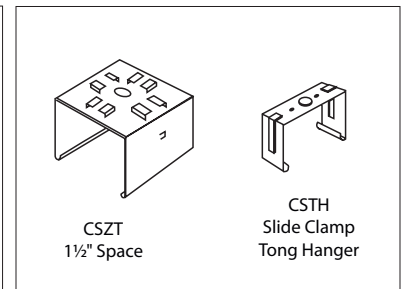
INDOOR CANDELA PLOT



DIMENSIONAL DATA



MOUNTING ACCESSORIES



NOTE: All dimensions are in inches; dimensions and specifications are subject to change without notice. Please consult factory or check sample for verification.

ACCESSORIES

