

Catalog Number
Notes
Type

FEATURES & SPECIFICATIONS

INTENDED USE

Provides general illumination in commercial and residential applications. Ideal for use in closets, foyers, hallways, corridors, bedrooms, offices, utility work areas, stairways and more.

CONSTRUCTION

Features a white acrylic diffuser and is available in 11" and 14" sizes. Hidden cam-latches provide easy diffuser removal for installation and maintenance.

OPTICS

11" units produce 1100 lumens and 14" units produce 1600 lumens, both at 50,000 hours life.

ELECTRICAL

Fixture operates at 120 volts, 60 Hz. 11" Standard input = 16 watts, 69 lumens per watt.

14" Standard input = 24 watts, 67 lumens per watt.

Works with most standard incandescent dimmers (see list of approved dimmers).

INSTALLATION

All mounting hardware included.

LISTINGS

UL Certified to US and Canadian standards and listed suitable for damp locations. ENERGY STAR® certified

WARRANTY

5-year limited warranty. Complete warranty terms located at

www.acuitybrands.com/CustomerResources/Terms_and_conditions.aspx

NOTE: Actual performance may differ as a result of end-user environment and application.

All values are design or typical values, measured under laboratory conditions at 25°C.

Specifications subject to change without notice.

Decorative Indoor

LED Low Profile Round

Flush Mount



HIGH-PERFORMANCE LED



Specifications

Height: FMLRL 11 – 2-7/8 (7.3)

FMLRL 14 – 3-1/8 (7.9)

Width: FMLRL 11 – 11 (27.9)

FMLRL 14 – 13-11/16 (34.7)

All dimensions are inches (centimeters) unless otherwise indicated.

ORDERING INFORMATION

For shortest lead times, configure product using **bolded options**.

Example: FMLRL 11 14840

Series	Module/CRI	Color temperature
FMLRL 11 11" LED low profile round flush mount	148 >80	40 4000 K
FMLRL 14 14" LED low profile round flush mount	208 >80	35 3500 K ¹
		30 3000 K
		27 2700 K ¹

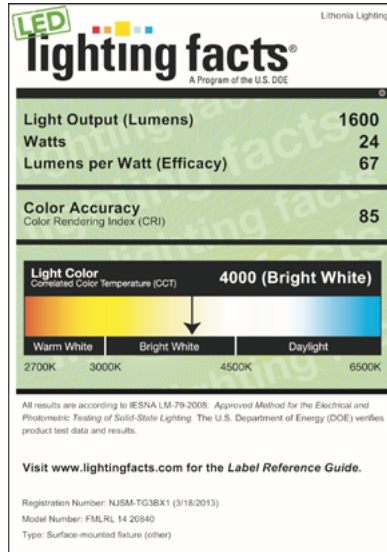

Accessories: Order as separate catalog number.	
DFMLRL11	11" LED low profile round diffuser
DFMLRL14	14" LED low profile round diffuser

Notes

¹ Minimum 90-day lead time for non-standard color temperatures; minimum 50 order quantity.

LED Low Profile Round Flush Mount

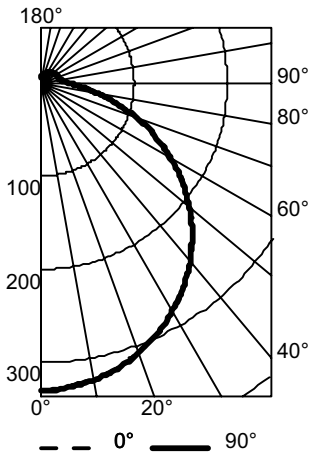
LIGHTING FACTS



SUGGESTED DIMMERS	
The FMLRL is designed to operate with most standard Triac Based (Forward Phase-Control or Leading Edge) dimmers and is not compatible with 0-10v dimming systems. The following is a list of dimmers tested and does not imply any guarantee or warranty of compatibility with a particular application. Unlisted dimmers do not imply non-compatibility.	
Manufacturer	Part number(s)
Leviton	6633P
	IPL06
	6674P
	IPE04
	Trimatron 600W
Lutron	DVELV 300P
	Skylark 300P
	NTELV 300
	NLV 600

PHOTOMETRICS

FMLRL 11 14840, test no. LTL23006, tested in accordance to IESNA LM-79.



CP Summary

	0°	90°
0°	330	330
5°	327	328
15°	317	318
25°	296	296
35°	266	267
45°	230	230
55°	187	186
65°	137	135
75°	86	84
85°	44	42
90°	31	30

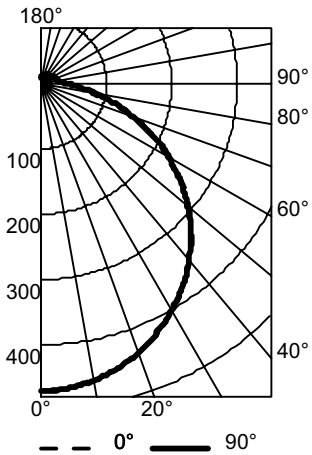
Coefficients of Utilization

pc	pw	20%								
		80%			70%			50%		
		70%	50%	30%	50%	30%	10%	50%	30%	10%
0	117	117	117	113	113	113	106	106	106	
1	105	100	95	97	92	88	90	87	84	
2	95	86	79	83	77	71	78	73	68	
3	86	75	67	73	65	59	68	62	56	
4	79	66	57	64	56	49	61	53	48	
5	72	59	50	57	49	42	54	47	41	
6	67	53	44	52	43	37	49	41	36	
7	62	48	39	47	38	32	44	37	31	
8	57	44	35	43	34	29	40	33	28	
9	54	40	32	39	31	26	37	30	25	
10	50	37	29	36	28	23	34	27	23	

Zonal Lumen Summary

Zone	Lumens	% Lamp	% Fixture
0° - 30°	258	22.1	22.1
0° - 40°	425	36.5	36.5
0° - 60°	771	66.1	66.1
0° - 90°	1051	90.1	90.1
90° - 120°	72	6.2	6.2
90° - 130°	87	7.5	7.5
90° - 150°	107	9.2	9.2
90° - 180°	115	9.9	9.9
0° - 180°	1166	100.0	100.0

FMLRL 14 20840, test no. LTL23005, tested in accordance to IESNA LM-79.



CP Summary

	0°	90°
0°	470	470
5°	467	468
15°	451	452
25°	421	420
35°	380	378
45°	327	324
55°	265	260
65°	195	188
75°	120	114
85°	58	56
90°	39	38

Coefficients of Utilization

pc	pw	20%								
		80%			70%			50%		
		70%	50%	30%	50%	30%	10%	50%	30%	10%
0	117	117	117	113	113	113	106	106	106	
1	106	100	96	97	93	89	91	88	85	
2	96	87	79	84	77	72	79	74	69	
3	87	76	67	74	66	59	69	63	57	
4	79	67	58	65	57	50	61	54	48	
5	73	60	50	58	49	43	55	47	42	
6	67	53	44	52	43	37	49	42	36	
7	62	48	39	47	39	33	45	37	32	
8	58	44	35	43	35	29	41	34	28	
9	54	40	32	39	32	26	38	31	26	
10	50	37	29	36	29	24	35	28	23	

Zonal Lumen Summary

Zone	Lumens	% Lamp	% Fixture
0° - 30°	366	22.8	22.8
0° - 40°	604	37.6	37.6
0° - 60°	1090	67.8	67.8
0° - 90°	1472	91.6	91.6
90° - 120°	86	5.3	5.3
90° - 130°	103	6.4	6.4
90° - 150°	125	7.8	7.8
90° - 180°	135	8.4	8.4
0° - 180°	1607	100.0	100.0