

Type: _____

Project: _____

ILLUMINA®

LED: POWERED BY SAMSUNG | WET | IP66 | 4FT

TITLE
24



BS101LED

- DLC qualified luminaire Category: Linear Ambient Luminaires: Direct
- The ILLUMINA® BS101LED features eight (8) closure clips that securely and evenly seal the luminaire.
- Unique three piece design that allows effortless assembly without any tools.
- **DIFFUSER:** The UV stabilized polycarbonate diffuser eliminates glare and is integrated with crystals that assist in the enhancement of even light distribution. (Frosted Lens Standard).
- The ILLUMINA® BS101LED is corrosion, flame and vandal resistant.



APPLICATION: The ILLUMINA® BS101LED provides ideal illumination for canopies, warehouses, schools, breezeways and service corridors.

CONFIGURATIONS

MODEL	LENGTH	OPERATION	LUMENS	LED/PERFORMANCE	INPUT	MOUNTING	OPTIONS
BS101LED	4 (4ft)	HT (AC only)	LO	WT35 (3500K)	120-277V	AC_2 (aviation cable)	SS (stainless steel clips)
			HO	WT40 (4000K)		DPK_3 (double pendant kit)	FP (fuse protection)
				WT50 ¹ (5000K)		CH_3 (chain hang kit)	TPS ⁴ (tamper proof screws)
						TM (trunion mount)	

NOTE¹: 5700K color temperature not DLC approved.

NOTE²: Specify length for AC: 50", 72", 100", 150", 250" fully adjustable.

NOTE³: DPK & CH options min 6".

NOTE⁴: TPS-tamper proof screws require a special bit (TPB), order as needed.

HOUSING:

- 100% UV stabilized polycarbonate
- Liquid silicone perimeter gasket with memory retention
- Stainless steel mounting brackets

REFLECTOR:

- 18ga. steel reflector system
- White powder coat
- Reflector system holds all electrical components

DIMMING:

- 0-10V standard
- Compatible with most dimming systems

ELECTRICAL:

- 4ft fixture utilizes four high-efficiency LED boards
- 216 LED's total
- Color temps: 3500K, 4000K or 5000K
- Custom colors: contact factory
- Driver: 100V through 277V, 50-60HZ

MOUNTING:

- Surface mount standard
- Additional mounting systems: Aviation cable: AC50, AC72, AC100, AC150, AC250 or other, fully adjustable, double pendant (DPK) & chain hang (CH)

WEIGHT: 7 lbs. / 3 kilo.

POWER LINE/FEED:

- 3-wire, solid type 18awg, pre-stripped 12" leads for quick in-field connection and hot load disconnect feature.

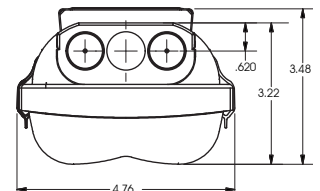
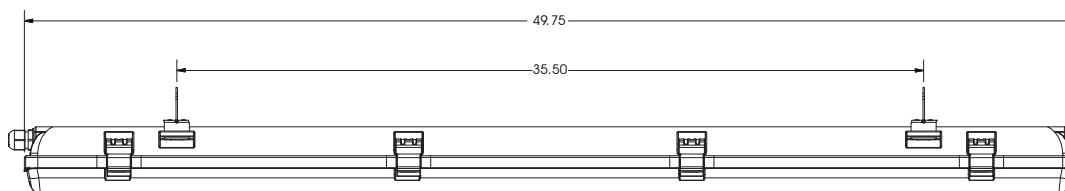
DLC APPROVAL (3500K, 4000K ONLY)

- Complies to The DesignLights Consortium®
- Category: Linear Ambient Luminaires Direct

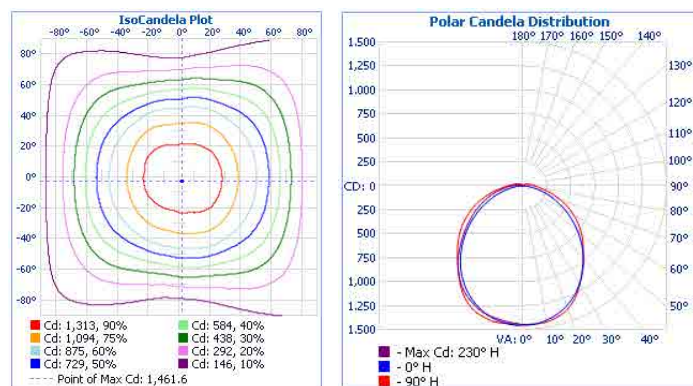
LED DRIVER OPERATING TEMPERATURE:

-40°C TO 60°C

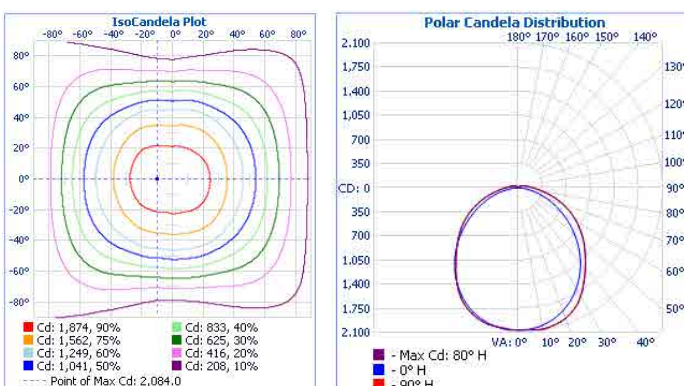
WARRANTY: 5 year warranty.



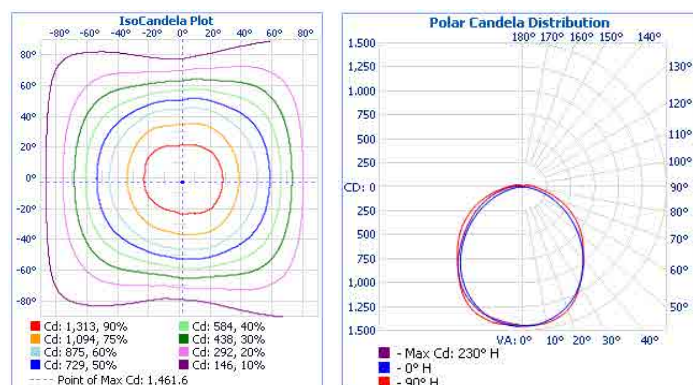
BS101LED-4HT-50W-WT35-120-277V



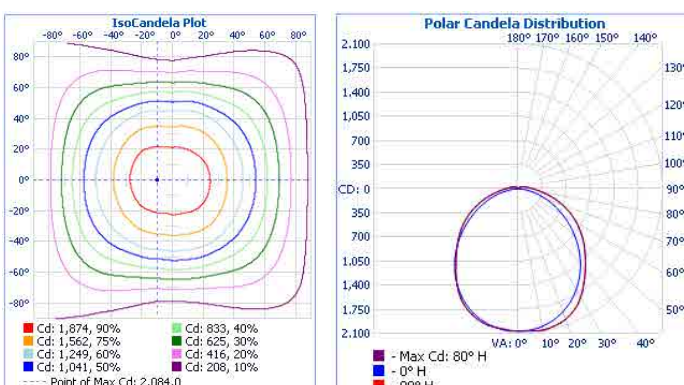
BS101LED-4HT-80W-WT35-120-277V



BS101LED-4HT-50W-WT35-120-277V



BS101LED-4HT-80W-WT35-120-277V



ENERGY CHART

MODEL	LENGTH	EFFICACY	CONSUMPTION WATTAGE	LUMEN OUTPUT	CRI	AMBIENT TEMP	L70
BS101LED-4HT-LO-WT35-120-277V	4FT	123 lm/W	50	6138	>80	40° C	>60,000
BS101LED-4HT-LO-WT40-120-277V	4FT	126 lm/W	50	6318	>80	40° C	>60,000
BS101LED-4HT-LO-WT50-120-277V	4FT	130 lm/W	50	6498	>80	40° C	>60,000
BS101LED-4HT-HO-WT35-120-277V	4FT	123 lm/W	70	8593	>80	40° C	>60,000
BS101LED-4HT-HO-WT40-120-277V	4FT	126 lm/W	70	8845	>80	40° C	>60,000
BS101LED-4HT-HO-WT50-120-277V	4FT	130 lm/W	70	9098	>80	40° C	>60,000