

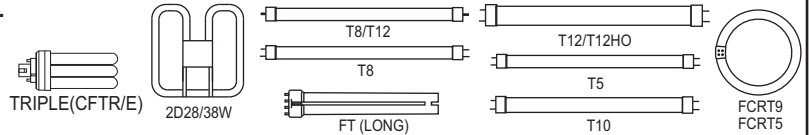
Project \_\_\_\_\_ Type \_\_\_\_\_ Model # \_\_\_\_\_

Remarks \_\_\_\_\_

**Description :** Firehorse Emergency Ballast for use with or without AC ballast designed to add emergency lighting when main AC power is interrupted for minimum of 90 minutes at reduced illumination. The emergency ballast is not intended for general purpose lighting applications.

**This Ballast Will Operate Following Single/Bi-Pin/4-Pin Lamps.**

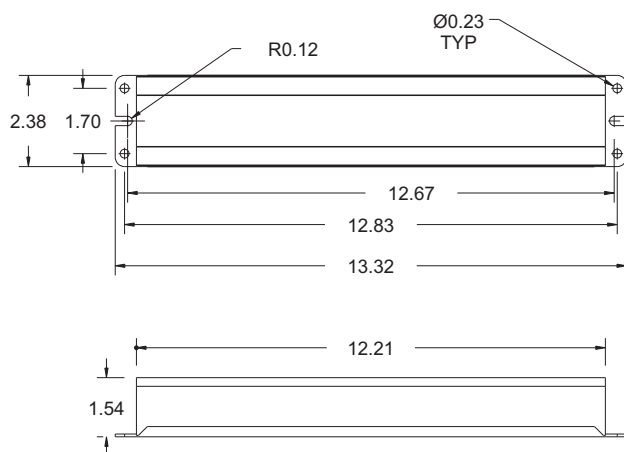
ONE 42W 4-PIN OR ONE OR TWO 9W TO 32W 4-PIN CFL OR ONE 18W TO 55W 4-PIN LONG COMPACT OR ONE OR TWO 17W TO 40W(2'-4") T8/T10/T12 OR ONE (MOST) 17W TO 215W (2'-8") T8/T10/T12 INCLUDING HO, VHO, U-SHAPED, CIRCLINE OR ONE 8W TO 54W T5 FLUORESCENT LAMPS AT REDUCED ILLUMINATION (ALL WITHOUT INTEGRAL STARTER)



**ELECTRICAL DATA**

INPUT VOLT: 120V OR 277V ± 10%, 60Hz	
APPROVAL CLASS	UL - LISTED FOR DAMP LOCATION – FACTORY OR FIELD INSTALLATION
CODE COMPLIANCE	MEETS OR EXCEEDS UL924 – N.E.C. AND LSC EMERGENCY OPERATING REQUIREMENT
AC INPUT POWER RATING	3.5 WATTS
AC INPUT CURRENT	280mA
BALLAST TYPE	EMERGENCY
MINIMUM ILLUMINATION TIME	90 MINUTES
RECHARGE TIME	24 HOURS
MAXIMUM INITIAL LIGHT OUTPUT	1400 LUMENS
BATTERY TYPE	HIGH TEMPERATURE RECHARGABLE NI-CAD – MAINTENANCE FREE
TEMPERATURE RATING (AMBIENT)	0°C TO 50°C (32°F TO 122°F)
BATTERY VOLTAGE	6.0Vdc
BATTERY CHARGING CURRENT	280mA Max.
BATTERY RATING	24.0Wh
MINIMUM BATTERY RATING	4.0Ah
TEST SWITCH	SINGLE POLE
CHARGING INDICATOR LIGHT	LED
CASE TYPE	VANDAL RESISTANT – SEALED
CASE CONSTRUCTION	PAINTED STEEL
CASE PROFILE	13.3"L X 2.4"W X 1.5"H X 12.83" MOUNTING CENTER
CASE WEIGHT	3.4 lbs.
AC BALLAST COMPATIBILITY	ELECTRONIC FLUORESCENT – STANDARD AND DIMMING
LAMP COMPATIBILITY	FLUORESCENT SINGLE/BI-PIN / 4-PIN WITHOUT STARTER
FIXTURE COMPATIBILITY	INDOOR SWITCHED AND UNSWITCHED TYPE
WIRE CONNECTION (STANDARD)	STANDARD WIRE LEADS
LED TEST SWITCH TYPE (STANDARD)	TEST SWITCH & LED INDICATOR

**MECHANICAL DATA**



Where : L = Length, W = Width, H = Height all in inches

**TABLE 1  
LUMEN OUTPUT CHART**

FH5-DUAL-1400L	WATTS	BASE TYPE	INITIAL LUMEN OUTPUT	
			1 LAMP	2 LAMPS
WITHOUT INTEGRAL STARTER				
T12	20/30/40/48	G13/med-bipin	1100-1400	1100-1400
F60/72/96T12	50/55/60	FA8/single pin	1100-1400	X
F24/36/48/60/72/84/96T12HO	35-100	R17D/REC	1100-1400	X
F48T10	110	R17D/REC	1100-1400	X
T8	17/25/32	G13/med-bipin	1100-1400	1100-1400
T8	40	G13/med-bipin	1100-1400	X
F96T8	59	FA8/single pin	1100-1400	X
T9	32/40	G10Q-4	1100	X
F2D/4P	28/38	GR10Q-4	1000-1100	1000-1100
FT(LONG)	39/36	2G11	1100	1100
FT(LONG)	40/30/55/50	2G11	1100	X
T5(CIRCULAR)	22/40/55	2GX13	750-1100	X
T5	21/28/54	min-bipin	750-1400	X
CFTR	32	GX24Q-3	1100-1200	1200-1300
CFTR	42	GX24Q-4	1200-1400	X
CFTR	57/70	GX24Q-4	1100-1200	X

Partial list of lamps operated - contact Fulham Customer Service when referencing alternative lamps - lumen ratings may vary with lamp specifications, light loss, lamp and luminaire maintenance and other utilization factors.

**NOTE: WIRING DIAGRAMS SHOWN ON A SEPARATE SHEET**

Fulham Co., Inc extends limited warranty only to the original purchaser or to the first user for the period of 5 years from the date of manufacture as indicated by the date code stamped on each product and when properly installed and under normal conditions of use. For additional warranty guide line, please refer to our Complete Product Catalog OR call Customer Service at 1-323-599-5000.

DUE TO A PROGRAM OF CONTINUOUS IMPROVEMENT, FULHAM Co., INC RESERVES THE RIGHT TO MAKE ANY VARIATION IN DESIGN OR CONSTRUCTION TO THE EQUIPMENT DESCRIBED.

Address : 12705 South Van Ness Ave., Hawthorne, CA 90250 Tel.: 1-323-599-5000, Fax.: 1-323-754-9060. Website: www.fulham.com 2006-125-1 rev I

#### **APPLICATION**

The **FireHorse** emergency ballast can be used to add emergency lighting with or without an AC ballast and with most fluorescent fixtures without affecting normal fixture operation. The emergency ballast is designed for factory or field installation and can be mounted on top, inside, or remote from the fixture.

If used in an emergency-only fixture, no AC ballast is required. The **FireHorse** emergency ballast is not suitable for use in air handling heated air outlets, outdoor, wet, or hazardous locations. The emergency ballast should not be installed near gas or electric heaters. The **FireHorse** emergency ballast is rated for Indoor Dry/Damp locations, including fixtures rated for UL wet locations .

#### **OPERATION**

The **FireHorse** emergency ballast is designed to immediately switch to the emergency mode when the primary AC power is interrupted, illuminating one or two lamps at a reduced lumen output for a minimum of 90 minutes. Upon restoration of primary AC power; the **FireHorse** emergency ballast immediately returns to a battery charging mode. The LED indicator light source when illuminated indicates battery is in charge mode when AC power is applied. It is recommended and by code required to test the emergency ballast every 30 days to ensure that the ballast is functioning as evidenced by reduced illumination of one or two lamps when pushing the test switch. It is also recommended a 90 minute discharge test is performed one time every 12 months.

#### **INSTALLATION**

The **FireHorse** emergency ballast may be used with either a switched or un-switched fixture. If a switched fixture is used, an un-switched hot lead must be connected to the emergency ballast to ensure the ballast remains in an uninterrupted charge condition while primary AC power source is active. Reference Installation Instructions for appropriate wiring or contact Fulham Customer Service. The **FireHorse** emergency ballast must be fed from the same branch circuit as the AC ballast.

The **FireHorse** emergency ballast may be remote-installed up to half the distance the AC ballast manufacturer recommends for remote mounting the AC ballast from the lamp, or up to 50 feet, whichever is less distance. The remote test switch plate may be mounted within 50 feet of the fixture and is subject to NEC and applicable local electrical code.

Installation is not recommended with fixtures where the ambient temperature may fall below 0° C for extended periods as this may affect the operation of the emergency ballast.

#### **UL and CODE COMPLIANCE**

The **FireHorse** emergency ballast has been tested by Underwriters Laboratories in accordance with the standards contained in UL924, "Emergency Lighting and Power Equipment", and is UL approved for factory or field installations. Emergency illumination time meets or exceeds the National Electrical Code (NEC), Life Safety Code (NFPA-LSC) and UL 90 minute requirements.

#### **BATTERY**

The **FireHorse** emergency ballast contains a uniquely constructed, high-temperature rechargeable nickel cadmium battery. The battery is sealed within the ballast housing and is not replaceable. The battery must be recycled or disposed of properly and in compliance with federal, state and local regulations.

#### **EMERGENCY ILLUMINATION**

Illumination output varies with number of lamps, either 1 or 2 lamps, and lamp wattage requirement. The **FireHorse** model **FH5-DUAL-1400L** is designed to produce 750-1400 initial emergency lumens output; if model works with 2 lamps the total initial lumens is distributed between the 2 illuminated lamps. Refer to Table 1 for average lumen output for selected lamps.

#### **SPECIFICATION**

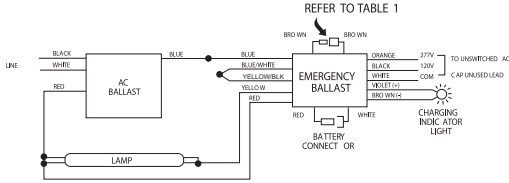
Emergency lighting shall be provided by using a **FireHorse** emergency ballast with a standard fluorescent fixture equipped with or without an AC ballast. The emergency ballast shall be capable of operating one or two fluorescent lamps as referenced in Table 1. The emergency ballast shall conform to specifications contained in Electrical Data Table and comply with standards set forth by the current NEC. The emergency ballast shall be UL approved for installation on top, inside, or remote from the fixture.



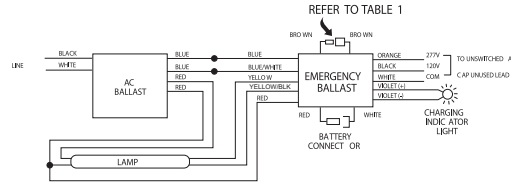
EMERGENCY BALLAST AND AC BALLAST MUST BE FED FROM THE SAME BRANCH CIRCUIT.  
 TYPICAL SCHEMATICS ONLY. MAY BE USED WITH OTHER BALLASTS. CONSULT THE FACTORY FOR OTHER WIRING DIAGRAMS

**WIRING DIAGRAMS FOR ONE-LAMP EMERGENCY OPERATION**

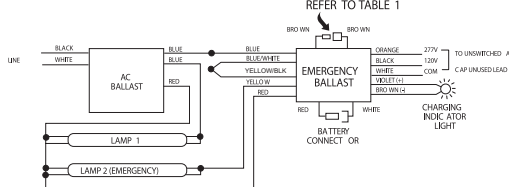
**A. ONE (1) LAMP INSTANT START BALLAST**



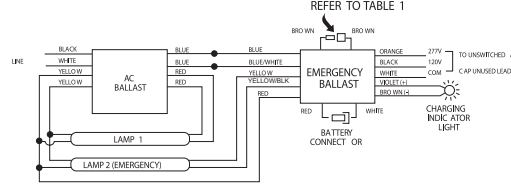
**B. ONE (1) LAMP RAPID START BALLAST**



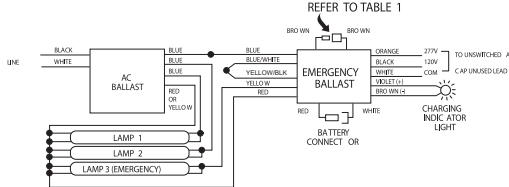
**C. TWO (2) LAMP INSTANT START BALLAST**



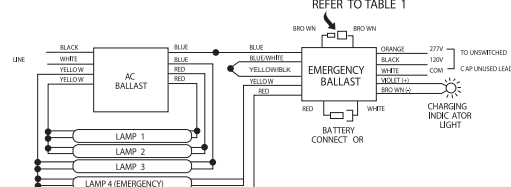
**D. TWO (2) LAMP RAPID START BALLAST**



**E. THREE (3) LAMP INSTANT START BALLAST**

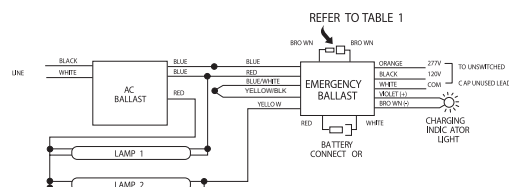


**F. FOUR (4) LAMP INSTANT START BALLAST**

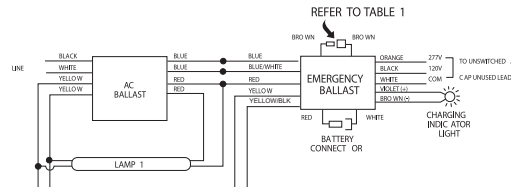


**WIRING DIAGRAMS FOR TWO-LAMP EMERGENCY OPERATION (2'-4', 17-40W LAMPS ONLY)**

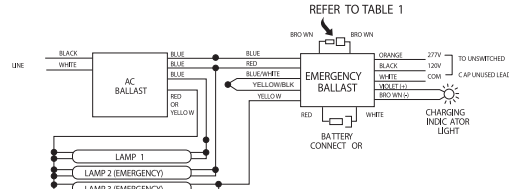
**G. TWO (2) LAMP INSTANT START BALLAST**



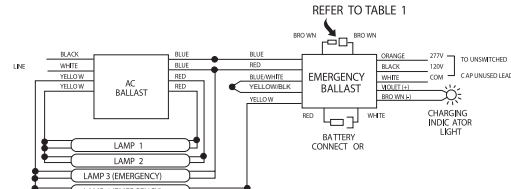
**H. TWO (2) LAMP RAPID START BALLAST**



**I. THREE (3) LAMP INSTANT START BALLAST**

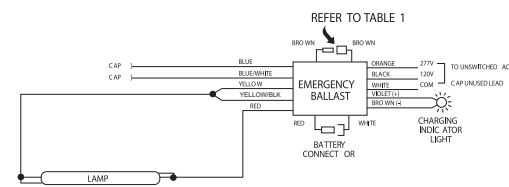


**J. FOUR (4) LAMP INSTANT START BALLAST**

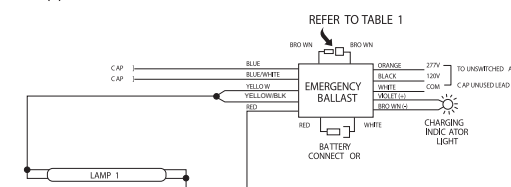


**WIRING DIAGRAMS FOR EMERGENCY ONLY FIXTURES**

**K. ONE (1) 17-110W LAMP WITHOUT AC BALLAST**



**L. TWO (2) 17-40W LAMPS WITHOUT AC BALLAST**



**NOTE: YELLOW/GREEN OR YELLOW/BLACK PROVIDED - USE INTERCHANGEABLY**

Fulham Co., Inc extends limited warranty only to the original purchaser or to the first user for the period of 5 years from the date of manufacture as indicated by the date code stamped on each product and when properly installed and under normal conditions of use. For additional warranty guide line, please refer to our Complete Product Catalog OR call Customer Service at 1-323-599-5000.

DUE TO A PROGRAM OF CONTINUOUS IMPROVEMENT, FULHAM Co., INC RESERVES THE RIGHT TO MAKE ANY VARIATION IN DESIGN OR CONSTRUCTION TO THE EQUIPMENT DESCRIBED.

Address : 12705 South Van Ness Ave., Hawthorne, CA 90250 Tel.: 1-323-599-5000, Fax.: 1-323-754-9060. Website: www.fulham.com 2006-125-3 rev I

TABEL 1

LAMP DIAMETER	BASE TYPE	POWER (LENGTH)	NUMBER OF EMER. LAMPS	BROWN CONNECTOR
1", 1-1/4", 1-1/2" (T8, T10, T12)	SINGLE OR BIPIN	17-24W	1	CLOSED
			2	OPEN
1", 1-1/4", 1-1/2" (T8, T10, T12)	SINGLE OR BIPIN	32-40 W (2'-4')	1	CLOSED
		40-110 W (5'-8')	2	OPEN
LONG COMPACT	4-PIN (2G11)	18-39 W	1	CLOSED
			40-50 W	2
COMPACT	4-PIN (G24q, GX24q)	18-42 W	1	CLOSED
		18-42 W	2	OPEN
T5	BIPIN	21/28/54	1	CLOSED



Fulham Co., Inc extends limited warranty only to the original purchaser or to the first user for the period of 5 years from the date of manufacture as indicated by the date code stamped on each product and when properly installed and under normal conditions of use. For additional warranty guide line, please refer to our Complete Product Catalog OR call Customer Service at 1-323-599-5000.

DUE TO A PROGRAM OF CONTINUOUS IMPROVEMENT, FULHAM Co., INC RESERVES THE RIGHT TO MAKE ANY VARIATION IN DESIGN OR CONSTRUCTION TO THE EQUIPMENT DESCRIBED.

Address : 12705 South Van Ness Ave., Hawthorne, CA 90250 Tel.: 1-323-599-5000, Fax.: 1-323-754-9060. Website: [www.fulham.com](http://www.fulham.com) 2006-125-4 rev I