

# COOPER LIGHTING - METALUX® AP SERIES

## DESCRIPTION

SLSHP is a durable, versatile LED shoplight suitable for a wide variety of applications. This suspended product line comes fully assembled with an easy on/off pull chain and 5 ft cord plug set. This high quality luminaire offers the latest LED solid state lighting and electronic driver technology for optimal performance and energy efficiency. With fully integrated LEDs, these shoplights require no lamps to install or replace and is covered by a comprehensive five year warranty. Offering equivalent lumens to two 4 ft. fluorescent fixture, it is ideal for most any task or portable lighting applications.

<b>Catalog #</b>		<b>Type</b>
<b>Project</b>		
<b>Comments</b>		<b>Date</b>
<b>Prepared by</b>		

## SPECIFICATION FEATURES

### Construction

Housing consists of cold gauge metal with strengthening embossment for extra rigidity. Ends formed using a high-impact polymer plastic for finished design. Suitable for suspended mount applications. The frost white lens creates uniform illumination. Housing is coated with highly reflective, baked-on white enamel paint. Includes 36 inch hang chain and two "S" hooks for suspending at various heights.

### Electrical

Long-Life fully integrated LED system coupled with low wattage 120V electronic driver to deliver optimal performance. 84 CRI and bright white 4000K Color Temp creates excellent rendering for task oriented applications. The SLSHP series offers a standard, 3800 lumen and high output, 4800 lumen package.

### Compliance and Reliability

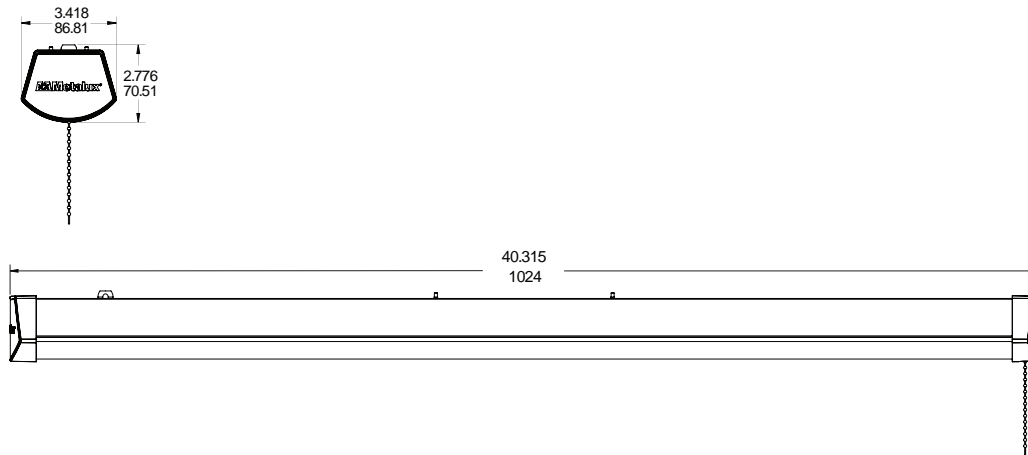
cULus 153 listed for dry locations. Five year comprehensive warranty. LED's projected life of 35,000 hours at 70% lumen output. Energy Star Certified.



**SLSHP**

LED Shoplight

## DIMENSION

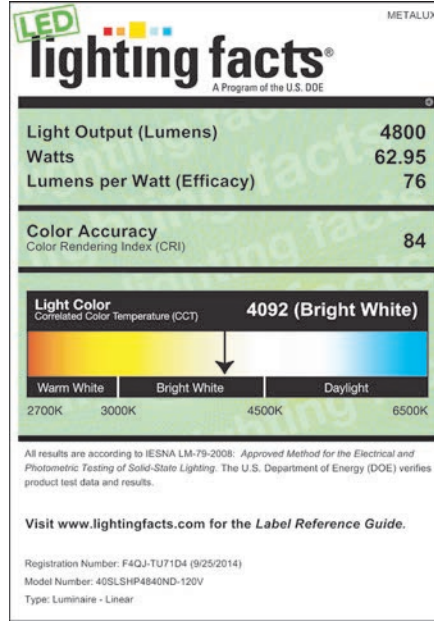
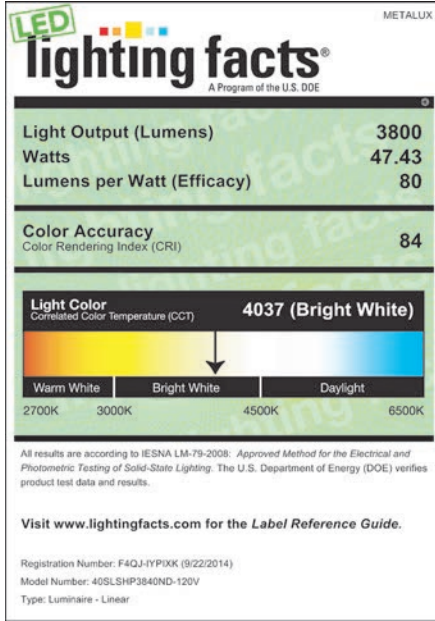


Catalog Number	Product Description	UPC	Unit Carton
40SLSHP3840ND-120V	Utility LED Shoplight, 3800 lumens, 120V	080083706563	41.7" x 4.8" x 4.2"
40SLSHP4840ND-120V	High Output LED Shoplight, 4800 lumens, 120V	080083713479	41.7" x 4.8" x 4.2"

## WATTAGE

Length	Lumens	Wattage
40SLSHP3840ND-120V	3800	47
40SLSHP4840ND-120V	4800	63





ORDERING INFORMATION

Product Sample Number: 40SLSHP3840ND-120V

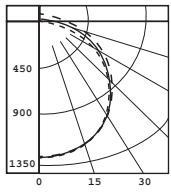
Length	Series	LED Lumens Output	Color Temperature	Driver Type	Voltage
4 = 40"	SLSHP	38 = 3800	40 = 4000K	ND = Non-Dim	120V
4 = 40"	SLSHP	48 = 4800	40 = 4000K	ND = Non-Dim	120V

SHIPPING INFORMATION

Catalog Number	WGT.	Pallet Qty.
40SLSHP3840ND-120V	4.3 lbs.	60
40SLSHP4840ND-120V	4.3 lbs.	60

For complete product data, reference the Fluorescent Specification binder. Specifications & dimensions subject to change without notice. Consult your Cooper Lighting Representative for availability and ordering information.

PHOTOMETRICS



**40SLSH3840ND-120V**  
 3800 lumens  
 Spacing criterion:  
 (H) 1.2 x mounting height,  
 (L) 1.2 x mounting height  
 Efficiency 85.4%  
 Test Report: P33242

**Candela**

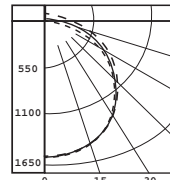
Angle	Along H	45°	Across L
0	1275	1275	1275
5	1283	1277	1264
10	1264	1252	1248
15	1232	1223	1220
20	1188	1182	1184
25	1133	1133	1135
30	1068	1074	1078
35	995	1004	1013
40	915	929	941
45	817	848	864
50	731	761	786
55	644	673	707
60	545	585	630
65	439	499	552
70	334	412	479
75	228	336	411
80	125	264	346
85	40	203	285
90	1	151	230

**Coefficients of Utilization**

rc	Effective floor cavity reflectance															
	80%			70%			50%			30%			10%			0%
rw	50	30	10	50	30	10	50	30	10	50	30	10	50	30	10	0
RCR																
0	1.18	1.18	1.18	1.15	1.15	1.15	1.09	1.09	1.09	1.04	1.04	1.04	98	98	98	95
1	1.01	96	91	98	93	89	93	89	86	88	85	82	84	81	79	76
2	87	80	73	85	78	72	80	75	70	76	72	67	73	69	65	63
3	76	67	61	74	66	60	70	64	58	67	61	56	64	59	55	52
4	67	58	51	65	57	50	62	55	49	59	53	48	57	51	47	44
5	60	51	44	58	50	43	56	48	42	53	47	41	51	45	41	38
6	54	45	38	53	44	38	50	43	37	48	41	36	46	40	36	33
7	49	40	34	48	39	33	46	38	33	44	37	32	42	36	32	29
8	44	36	30	44	35	30	42	34	29	40	34	29	39	33	28	26
9	41	32	27	40	32	27	38	31	26	37	30	26	36	30	25	24
10	38	30	24	37	29	24	36	29	24	34	28	23	33	27	23	21

**Zonal Lumen Summary**

Zone	Lumens	%Fixture
0-30	989	24.1
0-40	1617	39.3
0-60	2872	69.9
0-90	3913	95.2
0-180	4110	100.0



**40SLSH4840ND-120V**  
 4800 lumens  
 Spacing criterion:  
 (H) 1.2 x mounting height,  
 (L) 1.2 x mounting height  
 Efficiency 81.9%  
 Test Report: P33243

**Candela**

Angle	Along H	45°	Across L
0	1609	1609	1609
5	1604	1605	1586
10	1580	1583	1567
15	1540	1546	1531
20	1484	1495	1483
25	1433	1422	1423
30	1337	1355	1352
35	1244	1271	1269
40	1144	1175	1179
45	1047	1073	1084
50	924	968	985
55	807	854	885
60	683	739	788
65	553	625	691
70	417	522	598
75	281	425	509
80	155	334	428
85	51	253	352
90	1	186	284

**Coefficients of Utilization**

rc	Effective floor cavity reflectance															
	80%			70%			50%			30%			10%			0%
rw	50	30	10	50	30	10	50	30	10	50	30	10	50	30	10	0
RCR																
0	1.18	1.18	1.18	1.15	1.15	1.15	1.09	1.09	1.09	1.04	1.04	1.04	98	98	98	95
1	1.01	96	91	98	94	90	93	89	86	88	85	82	84	81	79	77
2	87	80	73	85	78	72	80	75	70	76	72	67	73	69	65	63
3	76	67	61	74	66	60	70	64	58	67	61	56	64	59	55	52
4	67	58	51	66	57	50	62	55	49	59	53	48	57	51	47	44
5	60	51	44	58	50	43	56	48	42	53	47	41	51	45	41	38
6	54	45	38	53	44	38	50	43	37	48	41	36	46	40	36	33
7	49	40	34	48	39	33	46	38	33	44	37	32	42	36	32	29
8	44	36	30	44	35	30	42	34	29	40	34	29	39	33	28	26
9	41	32	27	40	32	27	38	31	26	37	31	26	36	30	25	24
10	38	30	24	37	29	24	36	29	24	34	28	23	33	27	23	21

**Zonal Lumen Summary**

Zone	Lumens	%Fixture
0-30	1247	24.1
0-40	2041	39.4
0-60	3630	70.0
0-90	4943	95.3
0-180	5184	100.0

Specifications & dimensions subject to change without notice. Consult your Cooper Lighting Representative for availability and ordering information.