

RENC

Adjustable Recessed or Surface Mount LED Edge-Lit Exit Sign with Battery Back-up

Specifications/Features

Fixture

Steel recessed housing, aluminum extrusion and aluminum trim plate. Available in white and black painted finishes, and silver UNLook. Removable directional indicators (chevrons). Red letters are 8" high with a 1" stroke; single, double, or multi-face configuration. Expected LED life of up to 10 years.

Mounting

Recessed or surface, ceiling, wall and end mount installation. For new construction, lay-in ceilings, or where accessibility above the ceiling is available. Adjustable bar hangers for suspended ceiling mount. Fixture maintenance can be done from below the ceiling.

Electrical


120/277 VAC Dual voltage operation (50/60Hz, 24mA/11mA). Low energy consumption - only 3W at 120V. LED indicator light and test switch. LED lamps operate in normal (AC input) and emergency (DC input) modes. Nickel-Cadmium battery (4.8V 300mA) delivers more than 3 hours capacity to emergency lamps (90 minutes minimum requirement). 24-hour recharge after 90 minute discharge. Low voltage battery disconnection prevents deep discharge damage to the battery.

Warranty

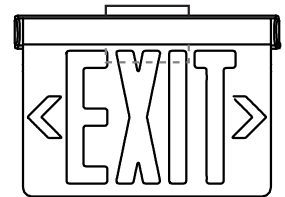
This fixture is covered by ConTech's full five (5) year replacement guarantee after date of purchase.

Listing

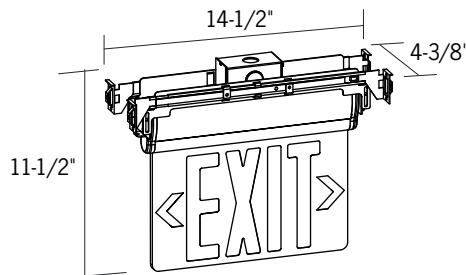
ULus listed. Indoor use only. Suitable for damp locations. Meets UL924, NED NFPA70 and NFPA101. New York City Approved.



Recessed Ceiling Mount



Surface Wall Mount



Ordering Information

Example Order: -

Fixture

Finish

- RENCSFREMC** - Single Face Red Letter, Battery Backup, Clear Acrylic Faceplate
- RENCDFREMM** - Double Face Red Letter, Battery Backup, Clear Acrylic Faceplate with Mirrored Background
- RENCMFREM** - Multi Face Red Letter, Battery Backup, Clear Acrylic Faceplate with Mirrored Background

- B** - Black
- P** - White
- U** - Silver UNLook