

Plusrite®

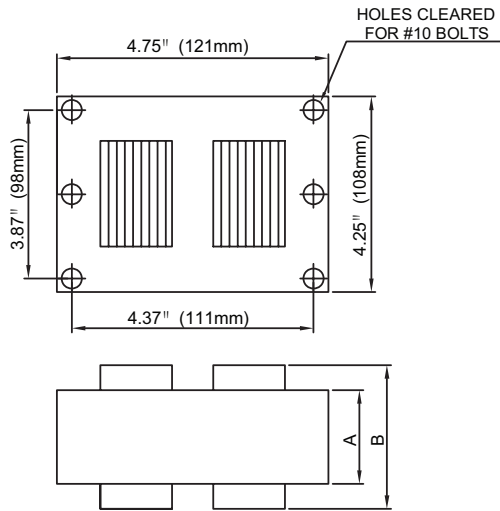
CATALOG NUMBER: BAMH400-CWA/V5

400W M59

Metal Halide Lamp Ballast

60 Hz CWA

4X4 CORE.WMF

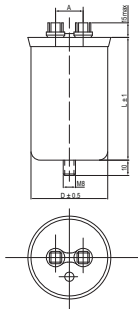


Input Volts		120	208	240	277	480
Circuit Type	CWA					
REGULATION						
Line Volts	±10%					
Lamp Watts	±9%					
LINE CURRENT(Amps)						
Operating		3.95	2.30	2.00	1.75	1.00
Open Circuit		3.95	2.30	2.00	1.75	0.80
Starting		2.80	1.50	1.35	1.20	0.70
RECOMMENDED FUSE (Amps)						
		10	6	5	5	3
TEMPERATURE RATINGS						
Insulation Class	180 (H)					
Coil Temperature Code		D	E	E	E	E
Benchtop Coil Rise		89.3	93.5	92.6	94.0	94.0
Power Factor (Min)	90%					
Input Watts	458 W					
Efficiency	87%					
NOM. OPEN CIRCUIT VOLTAGE						
	315					
INPUT VOLTAGE AT LAMP DROPOUT						
		45	75	85	95	240
MIN AMBIENT STARTING TEMP						
	-20°F/-30°C					

Capacitor:

Microfarads: 24.0 uf
 Volts (Max): 400 V
 Case Temp(Max): 100°C
 D: 1.77 in
 L: 3.54 in
 A: 0.71 in

Ignitor: None



Oil-Filled Capacitor

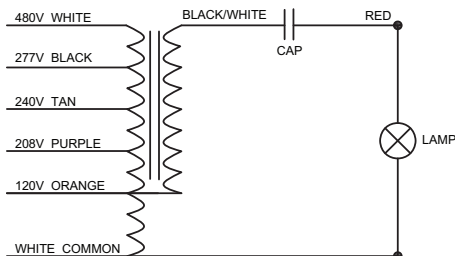
No Ignitor Needed

60 HZ TEST PROCEDURES						
High Potential Test (Volts)						
1 Minute	1,700 V					
1 Second	2,000 V					
Open Circuit Voltage Test (V)						
	285 - 350					
Short Circuit Current Test (A)						
Secondary Current	Min	3.50				
	Max	4.30				
Input Current	Min	2.15	1.15	1.05	0.90	0.50
	Max	3.25	1.75	1.55	1.35	0.80

CORE and COIL Specifications						
Dimension A (in)	2.00					
Dimension B (in)	3.58					
Weight (lbs)	10.0					
Lead Lengths (in)	12					

CAPACITOR REQUIREMENT						
Microfarads	24.0 uf					
Volts (Min)	360 V					

Wiring Diagram:



Data is based upon tests performed by Plusrite in a controlled environment and is representative of relative performance. Actual performance can vary depending on operating conditions. Specifications are subject to change without notice.

Coil material: Cu/Al