

SENTRON, 3LD switch disconnecter, EMERGENCY-STOP switch, 3-pole, Iu:125 A, Operational power / at AC-23 A at 400 V: 45 kW, floor mounting with door coupling, rotary operating mechanism, red/yellow, 4-hole mounting of the handle



| Model | |
|--|--|
| Product brand name | SENTRON |
| Product designation | 3LD Switch disconnecter |
| Design of the product | EMERGENCY-STOP switch |
| Display version / for switch position indicator manual operation | 1 ON - 0 OFF |
| Design of the operating mechanism | Short rotary knob |
| Design of handle | rotary operating mechanism, red/yellow |
| Type of the driving mechanism / motor drive | No |

| General technical data | |
|-------------------------------|-----------------------------------|
| Number of poles | 3 |
| Type of device | fixed mounting |
| Type of switch | Floor mounting with door coupling |
| Size of switch disconnecter | 4 |
| Operating frequency / maximum | 50 1/h |

| Voltage | |
|--|-------|
| Insulation voltage / rated value | 690 V |
| Surge voltage resistance / rated value | 6 kV |

| Protection class | |
|--|---------|
| Protection class IP | IP65 |
| Protection class IP / on the front | IP65 |
| Dissipation | |
| Power loss [W] | 12 W |
| <ul style="list-style-type: none"> for rated value of the current / at AC / in hot operating state / per pole | |
| Electricity | |
| Current / at AC / rated value | 125 A |
| Continuous current / rated value | 125 A |
| Short-time current resistance (I _{cw}) / at 690 V / limited to 1 s / rated value | 2 000 A |
| Main circuit | |
| Operating frequency | |
| <ul style="list-style-type: none"> initial value | 50 Hz |
| <ul style="list-style-type: none"> Full-scale value | 60 Hz |
| Operating power | |
| <ul style="list-style-type: none"> at AC-23 A / at 400 V / rated value | 45 kW |
| <ul style="list-style-type: none"> at AC-23 A / at 690 V / rated value | 37 kW |
| <ul style="list-style-type: none"> at AC-3 / at 400 V / rated value | 37 kW |
| <ul style="list-style-type: none"> at AC-3 / at 690 V / rated value | 30 kW |
| Operating voltage | |
| <ul style="list-style-type: none"> at AC / at 50/60 Hz / rated value | 690 V |
| Auxiliary circuit | |
| Operating voltage / of auxiliary contacts / at AC / maximum | 500 V |
| Continuous current / of the auxiliary contact / rated value | 10 A |
| Insulation voltage / of the auxiliary switch / rated value | 500 V |
| Suitability | |
| Suitability for use | |
| <ul style="list-style-type: none"> Main switch | Yes |
| <ul style="list-style-type: none"> switch disconnecter | Yes |
| <ul style="list-style-type: none"> EMERGENCY OFF switch | Yes |
| <ul style="list-style-type: none"> safety switch | Yes |
| <ul style="list-style-type: none"> maintenance/repair switch | Yes |
| Product details | |
| Product feature / interlock | Yes |
| Product extension / optional | |
| <ul style="list-style-type: none"> motor drive | No |

| | |
|--|----------|
| • Voltage trigger | No |
| Short-time current resistance (I_{cw}) / limited to 1 s / rated value | 2 000 kA |

Connections

| | |
|--------------------------------------|-----------------------------------|
| Type of electrical connection | Box terminal connection terminals |
| • for main current circuit | |
| • for auxiliary contacts | |

Requirements

| | |
|---|-------------------|
| Design of the fuse link | |
| • for short-circuit protection of the main circuit / required | fuse gL/gG: 125 A |
| • for short-circuit protection of the auxiliary switch / required | fuse gL/gG: 10 A |

Mechanical Design

| | |
|--|-------------------------------------|
| Height | 106 mm |
| Width | 90 mm |
| Depth | 470.5 mm |
| Mounting type | Built-in unit fixed-mounted version |
| Mounting type | |
| • front mounting with 4-hole attachment | Yes |
| • front mounting with central attachment | No |
| • rail mounting | Yes |
| Net weight | 758 g |

Environmental conditions

| | |
|------------------------------|--------|
| Ambient temperature | |
| • during operation / minimum | -25 °C |
| • during operation / maximum | 55 °C |

Certificates

| | |
|--------------------------|----|
| Equipment marking | |
| • acc. to DIN EN 61346-2 | S |
| • acc. to DIN EN 81346-2 | SF |

| | |
|--------------------------|---------------------------|
| General Product Approval | Declaration of Conformity |
|--------------------------|---------------------------|



CCC



CSA



UL



VDE

[Miscellaneous](#)



EG-Konf.

| | | |
|-------------------|-------------------|-------|
| Test Certificates | Shipping Approval | other |
|-------------------|-------------------|-------|

[Special Test Certificate](#)



LRS

[Environmental Confirmations](#)

Further information

Information- and Downloadcenter (Catalogs, Brochures,...)

<http://www.siemens.com/lowvoltage/catalogs>

Industry Mall (Online ordering system)

<https://mall.industry.siemens.com/mall/en/en/Catalog/product?mlfb=3LD2814-0TK53>

Service&Support (Manuals, Certificates, Characteristics, FAQs,...)

<https://support.industry.siemens.com/cs/ww/en/ps/3LD2814-0TK53>

Image database (product images, 2D dimension drawings, 3D models, device circuit diagrams, ...)

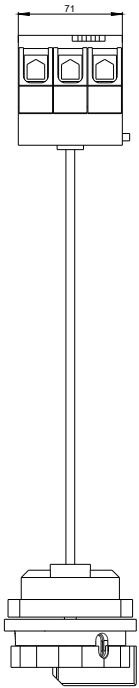
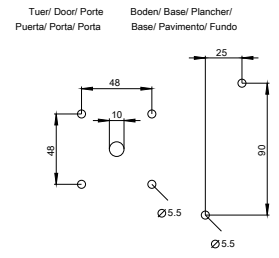
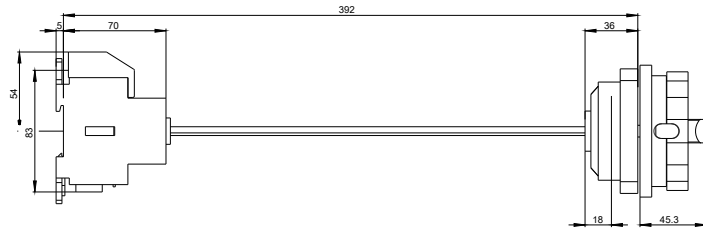
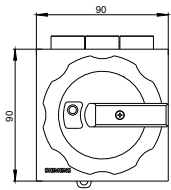
http://www.automation.siemens.com/bilddb/cax_en.aspx?mlfb=3LD2814-0TK53

CAX-Online-Generator

<http://www.siemens.com/cax>

Tender specifications

<http://www.siemens.com/specifications>



-Q1



