

WESTGATE

THE FUTURE IS HERE...AND IT'S QUITE BRIGHT!

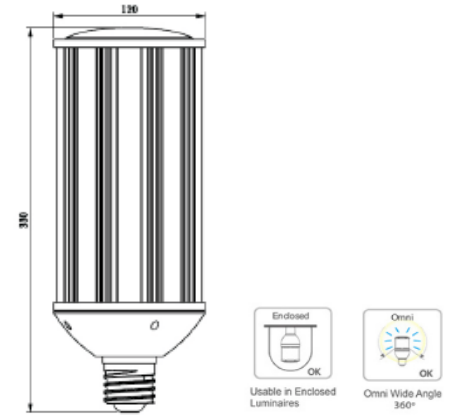
JOB NAME: _____

DATE: _____

TYPE: _____



DIMENSIONS:



11-1/2" (H) x 4-3/4" (D)

CL-EZ2-100W-30K

CL-EZ2-100W-50K

Corn Lamp EZ2 Series (100w)

ELECTRICAL SPECIFICATIONS:

- Voltage: 100-300VAC 50-60Hz
- CRI: Ra>80
- Power factor: >0.9
- Φ130 Internal Driver 360° Corn Lamp:
Working temperature: -40°C ~45°C
Storage temperature: -25°C ~65°C

LIGHTING SPECIFICATIONS:

- LED light source: Samsung 2835, Epistar2835
- Lamp base: E39 mogul base for 27W,75W and 100w
- LED quantity: 286pcs
- Luminous flux: 11000 ± 100lm
- IP65 rating
- Base type: E39, E40
- Lamp head color: White, gray, customized color

WARRANTY:

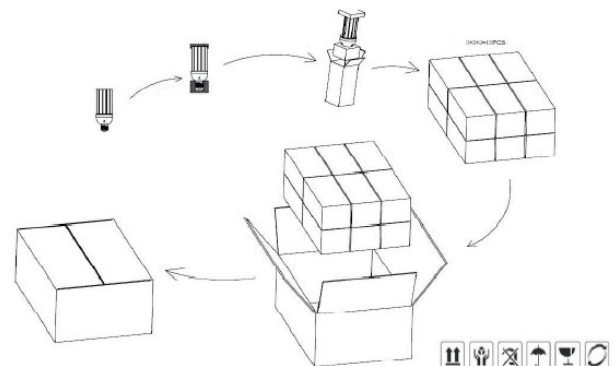
5 years

Lifespan: 50,000 hours

MODEL NO	WATT	LUMES	COLOR TEMP	BASE
CL-EZ2-100W-30K	100W	11000	3000K	E39
CL-EZ2-100W-50K	100W	11000	5000K	E39

E2 ENLARGER	ENLARGES E26 BULB TO BE USED IN E39 SOCKET
E39 REDUCER	REDUCES E39 BULB TO BE USED IN E26 SOCKET

PACKING DETAILS:



CERTIFICATIONS: UL, Certificate



CL-EZ2-100W-30K

CL-EZ2-100W-50K

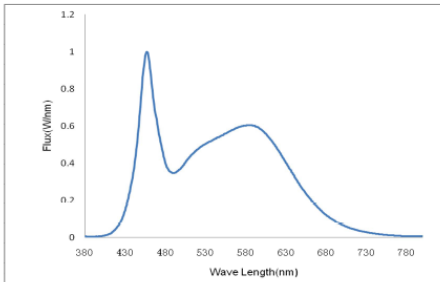
Corn Lamp EZ2 Series (100w)



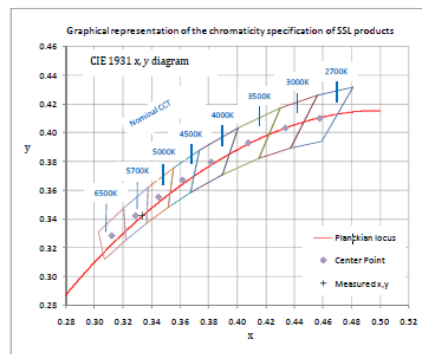
PHOTOMETRICS:

LM79 Report: 360° 100W 3000K

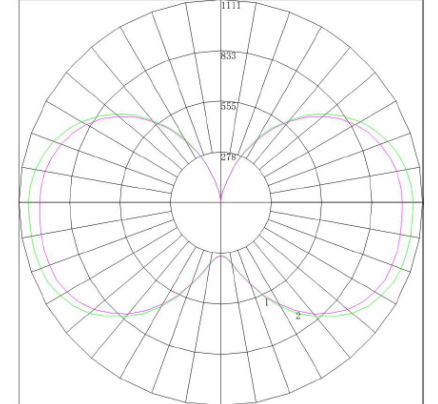
4.1 Spectral Distribution



4.2 ANSI Chromaticity Quadrangles Diagram



4.3 Polar Curves



Maximum Candela = 1110.79. Located At Horizontal Angle = 75, Vertical Angle = 80
 # 1 - Vertical Plane Through Horizontal Angles (0 - 180)
 # 2 - Vertical Plane Through Horizontal Angles (90 - 270)

INSTALLATION DIAGRAM:

