

## FEATURES & SPECIFICATIONS

**INTENDED USE** — The Avante 2x4 is a general lighting luminaire for large spaces including open offices, circulation areas, classrooms, libraries, cafeterias, airport ticketing and wait areas, and numerous other commercial applications. Static or air function available. **Certain airborne contaminants can diminish integrity of acrylic.** [Click here for Acrylic Environmental Compatibility table for suitable uses.](#)

**CONSTRUCTION** — Housing is gloss white enamel on cold-rolled steel. All edges hemmed or rounded. All shieldings pivot on light traps and swing down for easy access.

Molded light traps prevent light leaks between shielding and end-plates.

All air and screw slot units supplied with screw-on tee bar clips. Driver access is from below.

**OPTICS** — Matte white polyester powder paint finished reflectors provide uniform light distribution.

All diffusers control direct light distribution and glare by shielding LEDs from direct view.

Metal diffuser staggered round holes (MDR) 52% open perforated metal with .075" diameter holes backed with white acrylic diffuser.

Straight blade louver (SBL) sides of perforated metal with staggered round holes and solid blade louvered center. Sides and louver backed with white acrylic diffuser.

Acrylic diffuser prismatic lens (ADP) extruded acrylic lens backed with white acrylic diffuser.

**ELECTRICAL** — Long-life LEDs, coupled with high-efficiency drivers, provide superior quantity and quality of illumination for extended service life. 90% LED lumen maintenance at 60,000 hours (L90/60,000).

eldoLED driver options deliver choice of dimming range and choice of control, while assuring flicker-free, low-current inrush, 89% efficiency and low EMI.

Optional integrated nLight® controls make each luminaire addressable - allowing it to digitally communicate with other nLight-enabled controls such as dimmers, switches, occupancy sensors and photocontrols. Simply connect all the nLight-enabled control devices and the AVL luminaires using standard Cat-5 cabling. Unique plug-and-play convenience as devices and luminaires automatically discover each other and self-commission. Lumen Management: Unique lumen management system (option N80) provides onboard intelligence that actively manages the LED light source so that constant lumen output is maintained over the system life, preventing the energy waste created by the traditional practice of over-lighting.

Driver disconnect provided where required to comply with US and Canadian codes.

**INSTALLATION** — Trims available for standard 1" and 9/16" tee bar or screw slot grids.

Fixtures can be row mounted end-to-end. Suitable for damp locations.

Drywall ceiling adapters available.

**LISTINGS** — CSA certified to meet US and Canadian standards. IC rated. DesignLights Consortium® (DLC) qualified product. Not all versions of this product may be DLC qualified. Please check the DLC Qualified Products List at [www.designlights.org/QPL](http://www.designlights.org/QPL) to confirm which versions are qualified.

**Avante is covered by one or more of the following patents: 5,988,829; 399,586; 411,641; 413,402; 2,212,513; 87,513.**

**WARRANTY** — 5-year limited warranty. Complete warranty terms located at [www.acuitybrands.com/CustomerResources/Terms\\_and\\_conditions.aspx](http://www.acuitybrands.com/CustomerResources/Terms_and_conditions.aspx)

**Note:** Actual performance may differ as a result of end-user environment and application.

All values are design or typical values, measured under laboratory conditions at 25 °C.

Specifications subject to change without notice.

Catalog Number
Notes
Type

*Avante®*  
Direct/Indirect Lighting

**2AVL**



eldoLED®

### Specifications

Length:	48 (121.9)
Width:	24 (61.0)
Diffuser width:	8 (20.3)
Depth:	5-1/2 (14.0)
	5-7/8 (14.9) for air fixture
Weight:	35 lbs

All dimensions are inches (centimeters) unless otherwise indicated.

### Capable Luminaire


This item is an A+ capable luminaire, which has been designed and tested to provide consistent color appearance and out-of-the-box control compatibility with simple commissioning.

- All configurations of this luminaire meet the Acuity Brands' specification for chromatic consistency
- This luminaire is part of an A+ Certified solution for nLight® control networks when ordered with drivers marked by a shaded background\*
- This luminaire is part of an A+ Certified solution for nLight control networks, providing advanced control functionality at the luminaire level, when selection includes driver and control options marked by a shaded background\*

To learn more about A+, visit [www.acuitybrands.com/aplus](http://www.acuitybrands.com/aplus).

\*See ordering tree for details

2AVL 2x4 Direct/Indirect Lighting



A+ Capable options indicated by this color background.

ORDERING INFORMATION

Lead times will vary depending on options selected. Consult with your sales representative

Example: 2AVL4 40L MDR EZ1 LP835

2AVL4					
Series	Trim type	Air function	Lumens <sup>1</sup>	Diffuser	Voltage
2AVL4 AV LED	(blank) Grid trim ST Screw slot	(blank) Static (no air function) A Air return/Supply	30L 3000 lumens 40L 4000 lumens 50L 5000 lumens	MDR Metal diffuser, round holes SBL Straight louver, round holes ADP Acrylic diffuser, linear prismatic lens	(blank) MVOLT (120 - 277V)

Driver	Color temperature	Controls	Options
EZ1 eldoLED dims to 1% (0-10 volt dimming)	LP830 3000 K LP835 3500 K LP840 4000 K LP850 5000 K	(blank) No controls N80 nLight® with 80% lumen management N80EMG nLight® with 80% lumen management. For use with generator supply EM power N100 nLight® without lumen management N100EMG nLight® without lumen management. For use with generator supply EM power	JP10 Palletized job pack, qty. 10 EL7L 700 lumen battery pack EL14L 1400 lumen battery pack <sup>1</sup> CP Chicago plenum

Accessories: Order as separate catalog number.

DGA24 Drywall ceiling adapter, unit installation. Use G trim plus DGA accessory for fixture trim flange and fixture support in plaster or plasterboard ceilings.

Notes

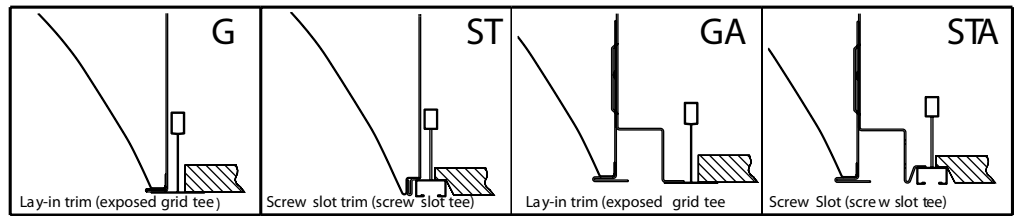
1 Approximate lumen output.

Performance Data			
Lumen Package	Lumens	Input Watts	LPW
30L MDR LP830	3295	38	87
30L MDR LP835	3456	38	91
30L MDR LP840	3380	38	89
30L MDR LP850	3522	38	93
40L MDR LP830	4056	48	84
40L MDR LP835	4254	48	89
40L MDR LP840	4161	48	87
40L MDR LP850	4336	48	90
50L MDR LP830	4857	61	80
50L MDR LP835	5095	61	84
50L MDR LP840	4983	61	82
50L MDR LP850	5193	61	85

# 2AVL 2x4 Direct/Indirect Lighting

## MOUNTING DATA

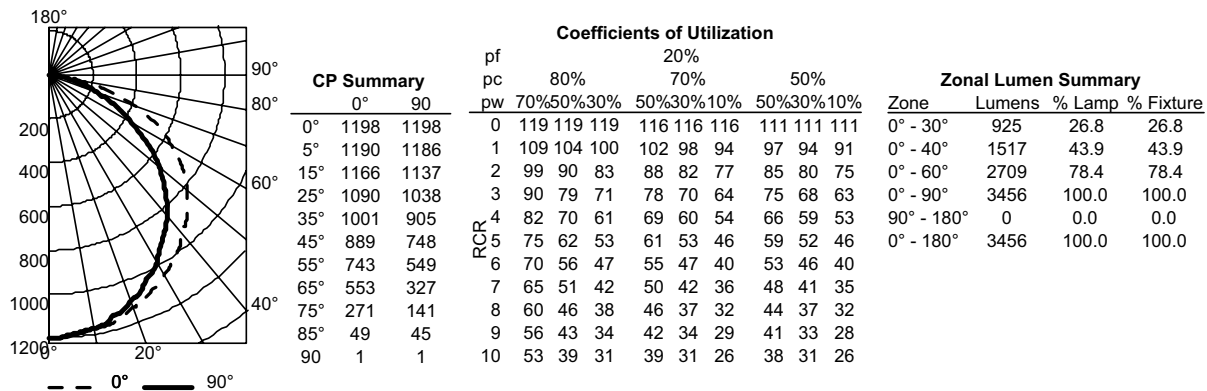
Ceiling Type	Appropriate Trim Type
Exposed grid tee (1" and 9/16")	<b>G</b>
Concealed grid tee	<b>G</b>
Screw slot	<b>ST</b>
Plaster or plasterboard	<b>G*</b>



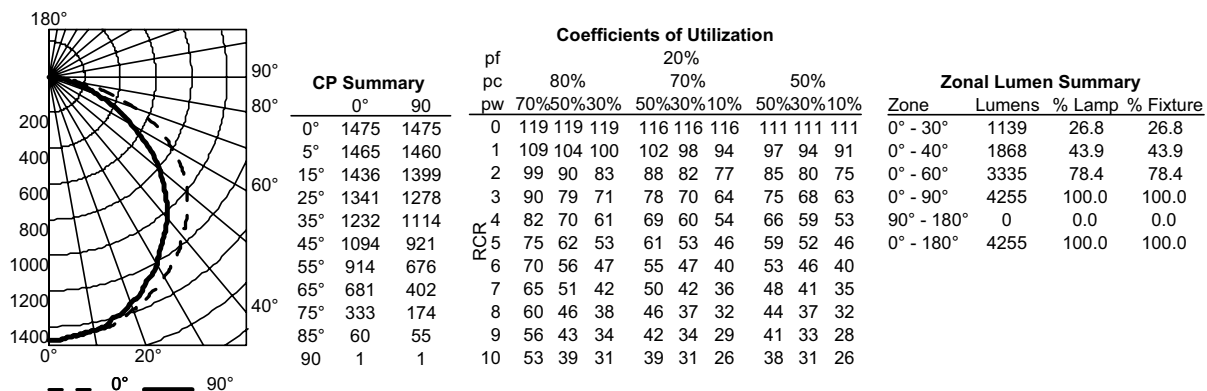
\*DGA accessory available to provide ceiling trim flange and fixture support for plaster or plasterboard ceiling. Recommended rough-in dimensions for DGA installation is 24-3/4" x 48-3/4" (Tolerance is +1/8", -0").

## PHOTOMETRICS

**2AVL4 30L MDR LP835**, 3456 delivered lumens, test no. 69071P0, tested in accordance to IESNA-LM79.



**2AVL4 40L MDR LP835**, 4255 delivered lumens, test no. 69071P5, tested in accordance to IESNA-LM79.



**2AVL4 50L MDR LP835**, 5095 delivered lumens, test no. 69071P9, tested in accordance to IESNA-LM79.

