

LED Switch Star

Suitable for indoor or outdoor use, LED Switch Star is the perfect fixture for security or egress lighting. There are no remote drivers to deal with – LED Switch Star connects directly to 120V and is extremely easy to install. Decorative covers available include Louver, scoop or prism in both horizontal as well as vertical mount options.



DIMMABLE



Now available with Amber LED, that meets FWC requirements

Features

- Low power consumption (1.4 watts)
- Easy installation – mounts to standard 2" x 4" electrical box
- Indoor or outdoor applications
- 3 colors to choose from
- Dimmable
- 40,000 hour life
- cETLus listed
- 3 year warranty

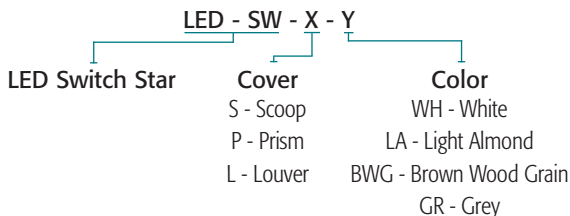
Applications

- Hallways
- Stairways
- Night Light
- Decks and Patios
- Parking garages
- Elevators
- Exterior commercial or residential

Specifications

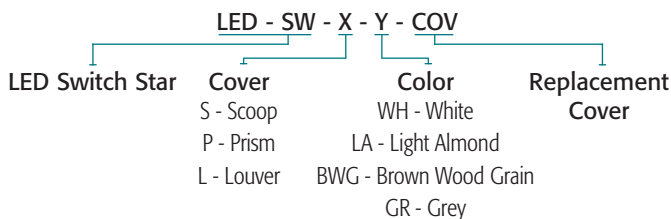
Electrical	120V AC, 1.4W, .012A
LED Type	AC LED
LED Life	40,000 hours to 70% Lumen output
Lumen Output	80
Lumen Efficacy (LPW)	57
Color Temperature	2700K or Amber
CRI	≥ 80
Beam Pattern	120°
Operating Temperature	-30°C – +60°C
Construction	Polycarbonate (5VA flame rated, F1 UV rated) & Glass
Approvals	cETLus listed

Product Codes



NOTE:
Add (-AM) on the part number for Amber LED fixture
Scoop and Louver covers are supplied in both horizontal and vertical.

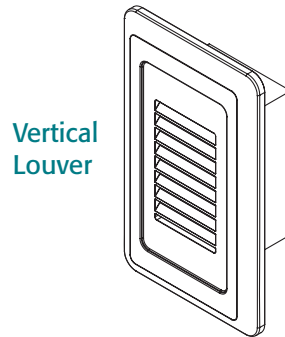
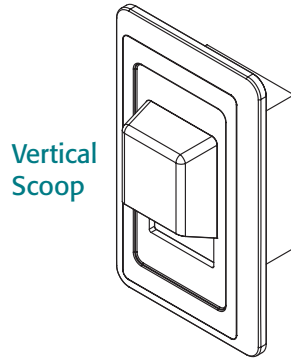
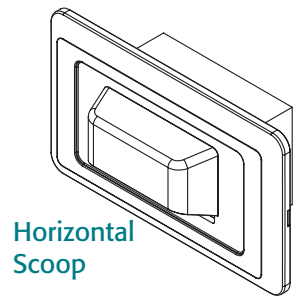
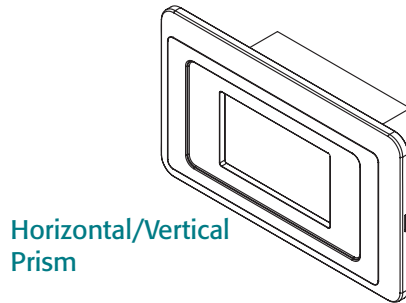
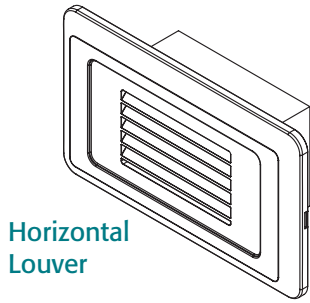
Replacement Cover Product Codes (sold separately)



Fixture Base Only

LED-SW-MOD

Cover Styles



Cover Dimensions

