

FEATURES & SPECIFICATIONS

INTENDED USE — Built on the compact, low-profile Z strip channel, this LED strip offers long maintenance-free life, several color temperatures, lumen outputs and lengths. Ideal for new construction and retrofit applications in T8 lengths. Ideal for use in commercial, retail, manufacturing, warehouse, and display applications. **Certain airborne contaminants can diminish the integrity of acrylic and/or polycarbonate.** [Click here for Acrylic-Polycarbonate Compatibility table for suitable uses.](#)

CONSTRUCTION — Compact-design channel and cover are formed from code-gauge cold-rolled steel. Easy to install six-point row aligner included for continuous row mounting.

Finish: Paint options include high-gloss, baked white enamel (WH), or matte black (MB). After fabrication, five-stage iron phosphate pre-treatment ensures superior paint adhesion and rust resistance.

OPTICS — Standard diffuse snap on/snap off lens eliminates pixels, improves uniformity and minimizes glare.

ELECTRICAL — Utilizes high-output LEDs integrated on a two-layer circuit board, ensuring cool-running operation. Optional internal pluggable wiring harness for reduced labor cost in row mounting applications (see PLR ordering information on page 3). Electronic LED driver is rated for 75 input watts maximum (see Operational Data on page two for actual wattage consumption), **multi-volt input and 0-10V dimming standard.** This fixture is designed to withstand a maximum line surge of 1.5kV at 0.75kA combination wave for indoor locations, for applications requiring higher level of protection additional surge protection must be provided.

LEDs provide 80CRI or 90 CRI at 3000 K, 3500 K, 4000 K or 5000 K.

Lumen output up to 1,500 lumens per foot. Luminaire should be installed in applications where ambient temperatures do not exceed 86 °F (30 °C).

INSTALLATION — Fixture may be surface mounted (with or without ZSPRG hanger), pendant or stem mounted with appropriate mounting options. Six-point aligner locks in place for easy continuous row mounting.

LISTINGS — CSA certified to US and Canadian safety standards. For use in damp locations between -4 °F (-20 °C) and 86 °F (30 °C).

DesignLights Consortium® (DLC) qualified product. Not all versions of this product may be DLC qualified. Please check the DLC Qualified Products List at www.designlights.org/QPL to confirm which versions are qualified.

WARRANTY — 5-year limited warranty. Complete warranty terms located at www.acuitybrands.com/CustomerResources/Terms_and_conditions.aspx

Note: Actual performance may differ as a result of end-user environment and application.

All values are design or typical values, measured under laboratory conditions at 25 °C.

Specifications subject to change without notice.

Catalog Number
Notes
Type



LED Striplight

ZL1D

24", 48" and 96" Lengths



A+ Capable Luminaire

This item is an A+ capable luminaire, which has been designed and tested to provide consistent color appearance and out-of-the-box control compatibility with simple commissioning.

- All configurations of this luminaire meet the Acuity Brands' specification for chromatic consistency
- This luminaire is part of an A+ Certified solution for nLight® or XPoint™ Wireless control networks marked by a **shaded background***

To learn more about A+, visit www.acuitybrands.com/aplus.

*See ordering tree for details

ZL1D LED Striplight



A+ Capable options indicated by this color background.

ORDERING INFORMATION

Lead times will vary depending on options selected. Consult with your sales representative.

Example: ZL1D L48 3000LM FST MVOLT 40K 80CRI WH

Series	Length	Reflectors ¹	Nominal lumens ²	Diffuser	Voltage	Color temperature
ZL1D LED striplight	L24 24"	SMR Symmetric	1500LM 1,500 lumens ³	FST Drop lens	MVOLT 120-277V	30K 3000 K
			2500LM 2,500 lumens ³		120 120V	35K 3500 K
			3500LM 3,500 lumens		208 208V	40K 4000 K
	L48 48"	ASR Asymmetric	3000LM 3,000 lumens		240 240V	50K 5000 K
		SMR Symmetric	5000LM 5,000 lumens		277 277V	
TZL1D LED striplight	L96 96"	SMR Symmetric	7000LM 7,000 lumens		347 347V ⁴	
			6000LM 6,000 lumens		480 480V ⁴	
			10000LM 10,000 lumens			
			14000LM 14,000 lumens			

Color rendering index	Options	Paint finish
80CRI 80 CRI	PLR Plug-in wiring ^{5,6}	WH White
90CRI 90 CRI	PLR1LVG Plug-in wiring-low voltage ⁶	MB Matte black
	E7W Emergency battery pack ^{4,7}	GALVB Galvanized fixture with black plastic lens endcaps
	OUTEND Cord set to exit endplate of fixture	GALVW Galvanized fixture with white plastic lens endcaps
	<u>Cord sets:</u> ⁸	
	CS1W Straight plug, 120V	
	CS3W Twist-lock, 120V	
	CS7W Straight plug, 277V	
	CS11W Twist-lock, 277V	
	CS25W Twist-lock, 347V	
	CS97W Twist-lock, 480V	
	CS93W 600V SEOWW white cord, no plug (no voltage required)	

Accessories: Order as separate catalog number.	
HC36	Hanger chain, 36"
ZACVH	Aircraft cable 10' (one pair)
ZLANGBKT	Luma-tilt™ angle bracket for shelf or ledge mounting only
NPP16D	nLight® switching/dimming module
LSXR	Sensor Switch® LSXR occupancy sensor ⁵
ZSPRG	For 15/16" T-grid only
WGZ24	24" wireguard, white
WGZ48	48" wireguard, white ⁷
ZLR L24 SYM UPL WH	24" symmetric reflector with uplight, white finish
ZLR L24 SYM WH	24" symmetric reflector, white finish
ZLR L46 SYM UPL WH	46" symmetric reflector with uplight, white finish
ZLR L46 SYM WH	46" symmetric reflector, white finish
ZLR L48 ASY WH	48" asymmetric reflector, white finish
ZLR L48 SYM UPL WH	48" symmetric reflector with uplight, white finish
ZLR L48 SYM WH	48" symmetric reflector, white finish
ZLR L92 SYM UPL WH	92" symmetric reflector with uplight, white finish
ZLR L92 SYM WH	92" symmetric reflector, white finish
ZLR L96 SYM UPL WH	96" symmetric reflector with uplight, white finish
ZLR L96 SYM WH	96" symmetric reflector, white finish

Notes

- Optional. Reflectors ship separately.
- See Operational Data on page 2 for actual lumens.
- Not available with 0-10V dimming option.
- Not available with L24, 24" fixture. 347V and 480V utilize a step-down transformer.
- See ordering information on page 3.
- Not available with cordsets.
- Must specify voltage. 120, 208, 240 or 277V.
- Cordsets exit back of fixture unless OUTEND option is specified.
- Order 2 for tandem double length fixtures (TZL1D).

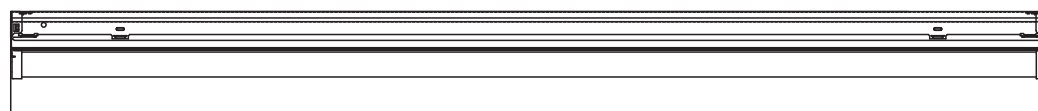
ZL1D LED Striplight

OPERATIONAL DATA												
	Nominal lumen package	Length (inches)	Delivered Lumens 3000 K CCT @ 77°F (25°C) ambient temperature		Delivered Lumens 3500 K CCT @ 77°F (25°C) ambient temperature		Delivered Lumens 4000 K CCT @ 77°F (25°C) ambient temperature		Delivered Lumens 5000 K CCT @ 77°F (25°C) ambient temperature		Wattage @ 120V/277V	Comparable Light Source
			80 CRI	90 CRI	80 CRI	90 CRI	80 CRI	90 CRI	80 CRI	90 CRI		
Lensed	1500LM	24	1985	1619	2030	1675	2061	1707	2137	1745	17	1-lamp 17W T8
	2500LM	24	2682	2187	2742	2264	2785	2307	2887	2358	22	1-lamp 17W T8
	3500LM	24	4099	3341	4190	3459	4255	3524	4412	3603	36	1-lamp 32W T8, 1-lamp 54W T5H0, 50W HID
	3000LM	48	3880	3163	3966	3274	4028	3336	4176	3410	30	1-lamp 32W T8, 1-lamp 54W T5H0, 50W HID
	5000LM	48	5337	4351	5456	4504	5541	4589	5745	4691	41	2-lamp 32W T8, 1-lamp 54W T5H0, 70W HID
	7000LM	48	7317	5965	7480	6175	7596	6291	7876	6431	59	3-lamp 32W T8, 2-lamp 54W T5H0, 100W HID
	6000LM	96	8077	6585	8257	6816	8386	6945	8694	7099	60	3-lamp 32W T8, 2-lamp 54W T5H0, 100W HID
	10000LM	96	11021	8985	11267	9301	11442	9477	11864	9687	81	4-lamp 32W T8, 2-lamp 54W T5H0, 100W HID
	14000LM	96	15397	12553	15741	12995	15986	13240	16574	13534	121	4-lamp 32W T8, 3-lamp 54W T5H0, 150W HID

DIMENSIONS

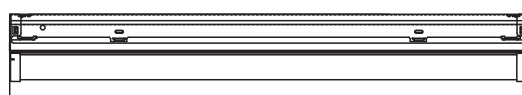

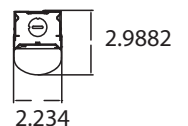
All dimensions are shown in inches (centimeters) unless otherwise noted.
Specifications subject to change without notice.

PALLET DIMENSIONS			
Length	Approximate weight	Fixtures per pallet	Approximate pallet dimensions (L x W x H)
L24	7 lbs.	176	46" X 51" X 31 5/8"
L48	13 lbs.	176	46" X 51" X 31 5/8"
L96	26 lbs.	63	46" X 98 1/2" X 31 3/8"



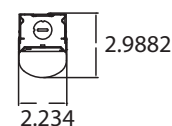
48.028

ZL1D L48

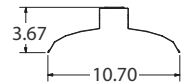
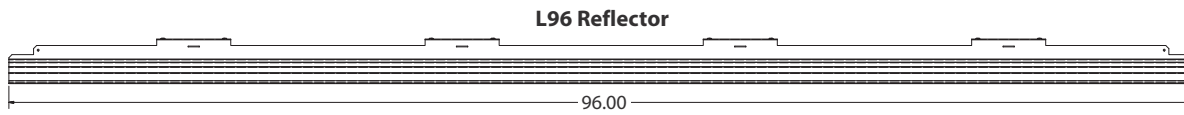
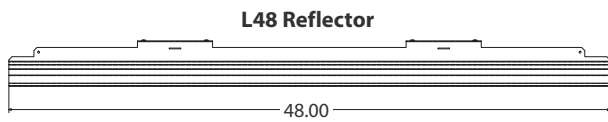
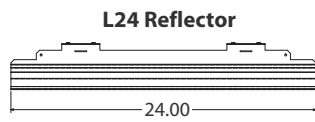


24.028

ZL1D L24



REFLECTORS (Optional)



PHOTOMETRICS

Please see www.lithonia.com.

PRODUCT INFORMATION

Advanced plug-in system with three-circuit capability. Available on industrial and strip products and a variety of architectural products mounted in continuous rows. 1, 2, 3 and 4-lamp fixtures. PLR22 (2-circuit) and PLR33 (3-circuit) crossover harness switches hot circuit serving next fixture in row. Reduces fixture types on job for alternating circuit applications (see example below.)

Easy one-step installation, saves up to 35% on labor costs. Expanded switching flexibility helps save energy. Rows can be 50% longer with two-circuit systems. Polarized, lock-together nylon connectors prevent miswiring in the field. #12 THHN conductor, rated 600V, 90°C. White neutral wire included. Grounding accomplished by fixture in-row connectors.

CSA certified systems available with up to 2 circuits. G ground required.

Note: Specifications subject to change without notice.



PLR

Advanced 3-Circuit Plug-In

ORDERING INFORMATION

Lead times will vary depending on options selected. Consult with your sales representative.

Series	Number of hot wires	Branch circuits	Dimming	Ground
PLR	(blank) Not required for 22 or 33	Circuits to which ballast is connected	LV Low-voltage dimming	(blank) No ground in PLR
PLR22	1 Black	(blank) Not required for 22 or 33		G Ground. Maximum 2 circuits
PLR33	2 Black and red	A Black wire		
	3 Black, red and blue			

Typical Applications

- Multiple-circuit and single-circuit for longer continuous rows
- Multiple-circuit with alternating fixtures on separate circuits, 2-circuit (PLR 22) and 3-circuit (PLR 33)
- Multiple circuit with night-lights located along row as desired

TYPICAL APPLICATIONS										
PLR 3 C	PLR 3 C	PLR 3 C	PLR 3 C	PLR 2 B	PLR 2 B	PLR 2 B	PLR 2 B	PLR 1	PLR 1	PLR 1
(All PLR22)										
Circuit A	Circuit B	Circuit A	Circuit B	Circuit A	Circuit B	Circuit A	Circuit B	Circuit A	Circuit B	Circuit A
(All PLR33)										
Circuit A	Circuit B	Circuit C	Circuit A	Circuit B	Circuit C	Circuit A	Circuit B	Circuit C	Circuit A	Circuit B
PLR 3 A	PLR 3 A	PLR 3 A	PLR 3 C	PLR 3 B	PLR 3 B	PLR 3 B	PLR 3 C	PLR 3 A	PLR 3 A	PLR 3 A

PRODUCT INFORMATION

A standard occupancy time delay is also present to ensure lights turn off (once minimum on timer has also elapsed) if no occupancy is detected.

This timer is factory set at 10 minutes to promote energy savings, but is adjustable between 30 seconds and 30 minutes. These adjustments may be done through the unit's push-button.

FEATURES

- Four interchangeable lenses - high mount 360°, low mount 360°, high mount aisleway, and small motion 360°.
- Integrated mounting bracket drops lens down 3" from chase nipple - no bracket accessory required.
- 100% digital PIR detection - provides excellent RF immunity

Note: Specifications subject to change without notice.



Passive Infrared Indoor Occupancy Sensor

LSXR

Single Relay

AcuityControls
Sensor Switch

ORDERING INFORMATION

Lead times will vary depending on options selected. Consult with your sales representative.

Example: LSXR 10 ADC HVOLT 30M


LSXR		Lens option				Dimming/photocell	
Series	Passive Infrared Indoor Occupancy Sensor	(blank)	No lens	610	High and low mount 360°	(blank)	None
		6	High mount, 360°	650	High mount 360° and aisleway	HL	High/low occupancy operation
		10	Low mount, 360°	3PK	High and low mount 360° and aisleway	P	Switching photocell (on/off)
		50	High mount aisleway	4PK	All lenses	ADC	Dimming and switching photocell
		9	Small motion, 360°			ANL	Dimming and switching photocell with high/low occupancy operation

Voltage	Max dim level	Min dim level	Lead length	Temp humidity	Default time delay
(blank) 120-277 VAC (MVOLT)	(blank) 10 VDC	(blank) Minimum dimming level of ballast	(blank) 14"	(blank) None	(blank) 10 minutes (with minimum 15 minutes on time)
HVOLT 347-480 VAC	9H 9 VDC	1V 1 VDC	42L 42"	LT Low temperature	5M 5 minutes (LED only)
	8H 8 VDC	2V 2 VDC			15M 15 minutes
	7H 7 VDC	3V 3 VDC			20M 20 minutes
		4V 4 VDC			30M 30 minutes
		5V 5 VDC			
		6V 6 VDC			

For additional information see www.lithonia.com

OPTIONS AND ACCESSORIES


The Z Series fixture offers numerous options for almost every electrical and optical component, including a long list of field-installable accessories.



HANGER CHAIN

36" chain with Y hanger.

Order as:
HC36



Z SPRING HANGER

Snap 'n' lock design requires no fasteners and can be used on T-grid ceiling or universal mounting systems.

Order as:
ZSPRG



ZACVH HANGER

10' Aircraft cable with Y hanger.

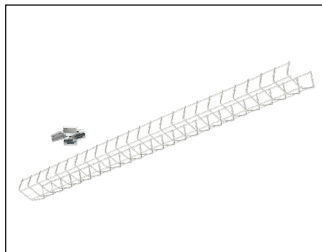
Order as:
ZACVH



ANGLE MOUNTING BRACKET

Luma-tilt™ angle bracket ships as a pair

Order as:
ZLANGBKT



WIRE GUARD

Order as:
WGZ24
WGZ48