



# LED InstantFit Lamps

## 13T8 LED/24-3000 IF-6U 10/1

Philips LED T8 InstantFit Lamps are an ideal energy saving choice for existing linear fluorescent fixtures.

### Product data

General Information		Voltage (Nom)	
Cap-Base	G13 [ Medium Bi-Pin Fluorescent]	120-277, 347 V	
Nominal Lifetime (Nom)	50000 h	Temperature	
Switching Cycle	50000X	T-Ambient (Max)	45 °C
B50L70	50000 h	T-Ambient (Min)	-20 °C
Light Technical		T-Storage (Max)	65 °C
Color Code	830 [ CCT of 3000K]	T-Storage (Min)	-40 °C
Luminous Flux (Nom)	2000 lm	T-Case Maximum (Nom)	50 °C
Luminous Flux (Rated) (Nom)	2000 lm	Controls and Dimming	
Correlated Color Temperature (Nom)	3000 K	Dimmable	No
Color Consistency	<6	Mechanical and Housing	
Color Rendering Index (Nom)	82	Product Length	500 mm
LLMF At End Of Nominal Lifetime (Nom)	70 %	Approval and Application	
Operating and Electrical		Energy Saving Product	Yes
Input Frequency	20000-120000 Hz	Energy Efficiency Label (EEL)	Not applicable
Power (Rated) (Nom)	13 W	Approval Marks	UL certificate RoHS compliance
Lamp Current (Max)	165 mA	Product Data	
Lamp Current (Min)	55 mA	Order product name	13T8 LED/24-3000 IF-6U 10/1
Starting Time (Nom)	0.5 s	EAN/UPC - Product	046677472351
Warm Up Time To 60% Light (Nom)	0.1 s	Order code	929001311804
Power Factor (Nom)	0.9		

## LED InstantFit Lamps

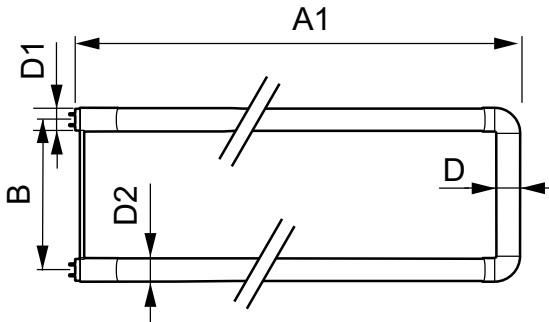
Numerator - Quantity Per Pack	1
Numerator - Packs per outer box	10
Material Nr. (12NC)	929001311804

Net Weight (Piece)	0.270 kg
--------------------	----------

### Warnings and Safety

- Philips LED T8 InstantFit lamps will only operate properly on compatible instant-start ballasts. Please refer to the Philips LED T8 InstantFit Installation Guide, which can be obtained through your local Philips Sales Representative, or visit [www.philips.com/tled](http://www.philips.com/tled)

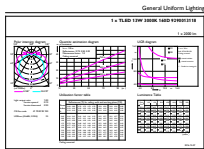
### Dimensional drawing



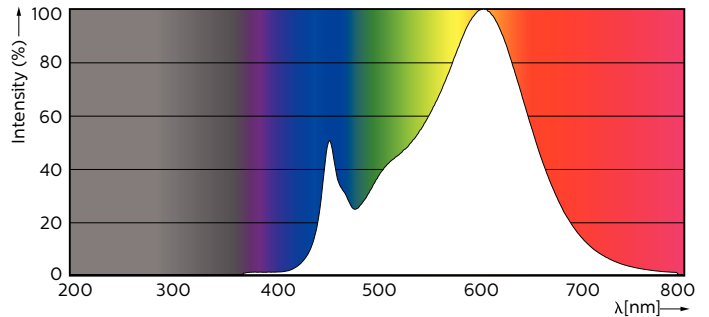
Product	D1	D2	B	A1	D
13T8 LED/24-3000 IF-6U 10/1	25.7 mm	28 mm	152 mm	570 mm	27.8 mm

TLED Ubent Ubent 13-32W 2000lm 3000K ND

### Photometric data



Product Reference: 13 Philips Lighting: E1 Page: 1/1



LEDtube 500mm 13W G13 830 2000lm

