

# PAR38 17W 277V TITANIUM CRI<sup>SP</sup> LED SERIES



CRI<sup>SP</sup>



17W REPLACES



120W  
Hal.

80% Energy Savings

\$340 Savings per lamp\*

- Direct line voltage 120-277V - Not compatible with ballasts
- High efficacy 84 LPW in Warm White
- Exceptional color rendering CRI 90
- Richer reds and natural skin tones (R9 65, R13 90)
- Tight LED binning for consistent CCT across all lamps
- Suitable for use in totally enclosed fixtures



50,000 H



UNIVERSAL



EFFICACY



WARRANTY



CRI (Ra)



ENCLOSED\*\*



LM 79

LM 80

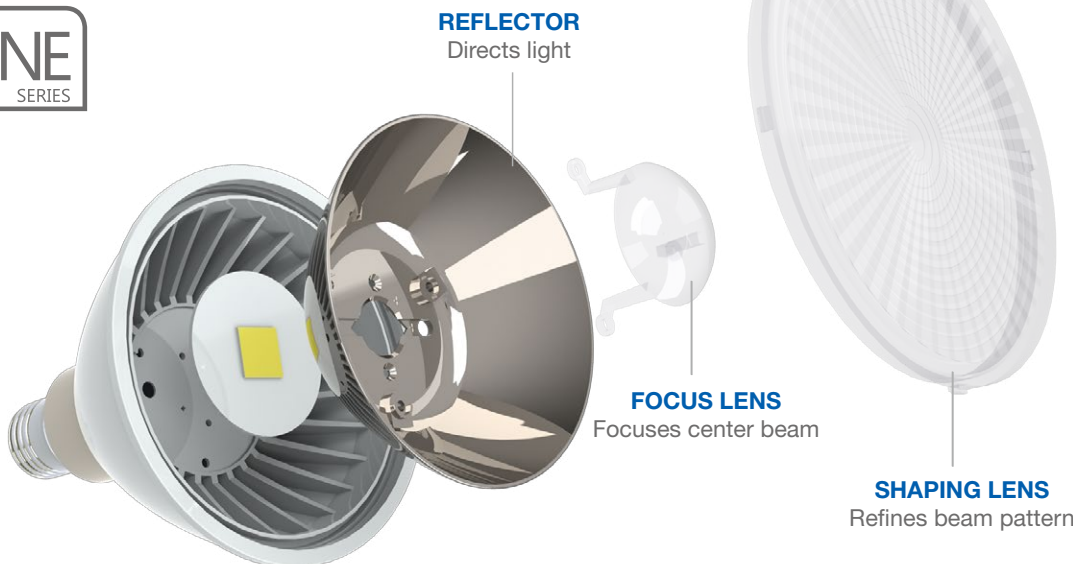
TM 21

IES



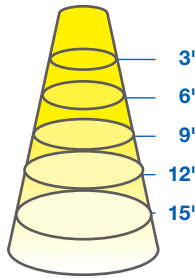
## PATENTED REFINE OPTIC

The innovative REFINE optic provides a high candela to lumen ratio, optimizing light usage for directional applications.



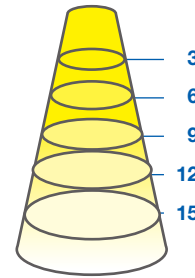
## ILLUMINANCE & CANDELA DISTRIBUTION

17PAR38/930FL40/277V

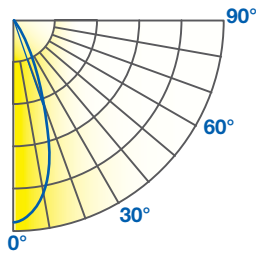


Diameter	Footcandles
2.2	356
4.4	89
6.6	40
8.7	22
10.9	14

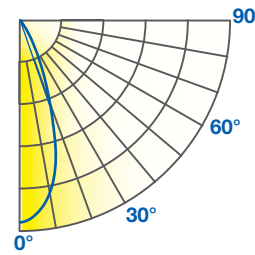
17PAR38/940FL40/277V



Diameter	Footcandles
2.2	367
4.4	92
6.6	41
8.7	23
10.9	15

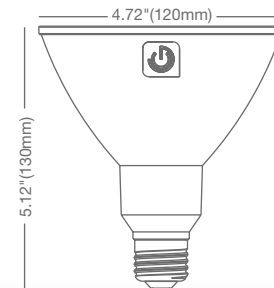


Degree	Candela
0	3200
5	3200
15	2012
25	557
35	188
45	104



Degree	Candela
0	3296
5	3296
15	2072
25	574
35	194
45	107

- Base:** E26
- Voltage:** 120-277V
- Dimmable:** No
- PF:** 0.9
- Lifetime (L70):** 50,000 hrs
- Weight:** 0.60lb / 272g



## SPECIFICATIONS

Model	Product	Power (W)	CCT	CRI (typ.)	R9 / R13 (typ.)	Lumens	LPW	Beam Angle	CBCP (cd)
17PAR38/930FL40/277V	58163	17	Warm White 3000K	90	65 / 90	1430	84	FL 40°	3200
17PAR38/940FL40/277V	58166	17	Cool White 4000K	90	65 / 90	1450	85	FL 40°	3300

\* Savings per lamp based on \$0.11 / kw energy cost, 12 hrs / day lamp usage, \$8 halogen with 1500-hr lifetime, \$25 LED with 50,000-hr lifetime

\*\* Suitable for use in totally enclosed fixtures

\*\*\* Not for use where directly exposed to weather or water