



LUC5 SERIES

Mini LED Under Cabinet Task Luminaire

Fixture Type: _____

Job Information: _____

SPECIFICATIONS:

LED MODULES:

- High performance linear configured LED module boards.
- Each board consists of multiple mid-power, high efficacy LEDs in a precise layout eliminating the need for supplemental heat sinking.
- The boards produce an even and diffuse light which maximizes optical efficiency.
- LEDs manufactured by LG or comparable brand.
- Rated 50,000 hours.
- Color temperature 3000K, warm white, comparable to halogen.

LED DRIVERS:

- Manufactured by Keystone Technologies, a leading driver/ballast manufacturer with over 70 years in business.
- 120V/60HZ input.
- Dimmable; consult factory for full details.
- 12W Max, constant current @380mA.
- UL1310 class 2 power supply.
- Type 1 outdoor, suitable for dry and damp locations.

LENGTHS/LED LUMEN PACKAGES:

- Cataloged standard lumen packages. See attached chart for full details.
- 12"/450 Lumens.
- 18"/675 Lumens.
- 24"/910 Lumens.

HOUSING:

- Extruded aluminum for precision, durability and extended service.
- Maximizes heat transfer for superior LED performance.
- Die-cast matching end caps are held in place with nearly invisible miniature counter-sunk screws.
- Finished with a white polyester powder coating for maximum protection. Easy wipe-down cleaning.

DIFFUSER:

- Tempered clear glass with micro-prismatic texture for even and smooth light distribution.
- Smooth side down minimizes dirt or grease accumulation and easily cleans.

INSTALLATIONS:

- All components for 120V-60HZ only.
- Direct hard-wire with included mini one-inch diameter BX connector. Knockouts are located along the back.
- Portable wire with included 5Ft. 3-prong SPT-2 power cord with male connector. Plugs easily into female receptacle located at each end.
- Key-hole mounting slots along the top.
- Multiple luminaires are linkable from female to female receptacles. Use included 18" connector cord.
- Optional 3" connector cord.
- Optional double-ended 1" connector for continuous mounting.
- Maximum number of linkable luminaires is 32.

SWITCHING:

- Pre-installed and wired on/off rocker switch.

CERTIFICATE OF SAFETY COMPLIANCE AND LISTINGS:

- Luminaire: UL and CUL listed 1598 and bears their label. Suitable for damp locations.

WARRANTY:

- 5-year limited warranty is standard. Complete LED warranty terms available at www.mercltg.com.
- Actual performance may differ as a result of end-user environment and application.

FEATURES:

- Ultra-thin design LED task luminaire intended for under-cabinet installations.
- Sleek 1" profile.
- Provides excellent illumination for all work areas while staying hidden and out-of-sight beneath cabinets or shelves.
- A pleasing warm white light color enhances kitchen granite surfaces and intricate tile back splashes.
- Solid state LED performance provides high lumens at low energy consumption.
- Maintenance free, never needs a lamp replacement.
- Very durable "solid-feel" aluminum housing and tempered glass diffuser.
- Dimmable driver.
- Pre-installed on/off rocker switch.
- Included 5Ft. 3-wire SPT-2 power cord.
- Multiple luminaires are linkable with included 18" connector cord. Maximum 32 luminaires. Optional 1" connector or 3" connector cord.
- Three available lengths: 12", 18" and 24".



MERCURY
LIGHTING
PRODUCTS CO. INC.

LUC5 SERIES

Fixture Type: _____

Job Information: _____


ORDERING DATA: Fill in boxes below with corresponding bold options.

Example: LUC5-8-LED-24-W-120V


SERIES	NUMBER OF LED	LIGHT SOURCE/ DRIVER	FIXTURE LENGTH	VOLTAGE
LUC5 LED Mini Under Cabinet.	4 4 LED. 12" Length. 6 6 LED. 18" Length. 8 8 LED. 24" Length.	LED 50,000 Hours, 1.6 Watts/LED, 3000K Color Temp. 120V Input, 12 Watt Max. Constant Current @ 380mA.	12 4 LED. 12" Length. 18 6 LED. 18" Length. 24 8 LED. 24" Length.	120V 120V-60HZ.



INCLUDED ACCESSORIES:



Mini one-inch BX connector



3-prong SPT-2 5ft. power cord with male connector



Detail



18" connector cord

OPTIONAL ACCESSORIES:

CATEGORY #	DESCRIPTION
XUCLED3C	3" Connector Cord
XUCLED1C	1" Connector

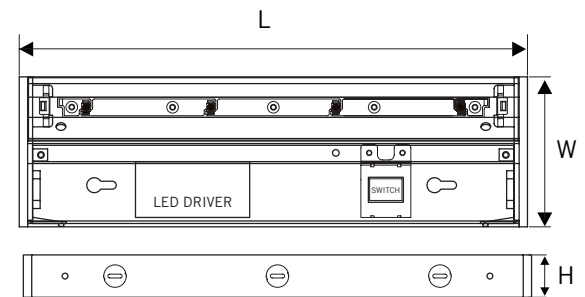
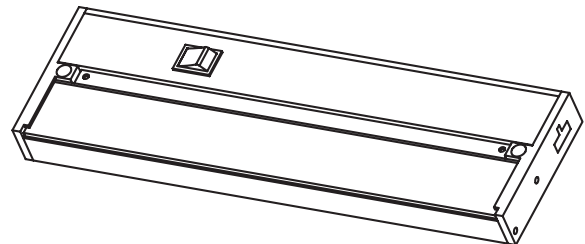


OPTIONAL: 3" connector cord
1" connector

PHOTOMETRICS:

All photometric reports are available at www.mercltg.com.

DIMENSIONAL DATA:



MODEL	FIXTURE SIZE			WATTAGE	TOTAL LUMENS	EFFICACY
	LENGTH	WIDTH	HEIGHT			
LUC5-4-LED-12	12"	3.5"	1"	8W	450	56 lm/W
LUC5-6-LED-18	18"	3.5"	1"	11W	675	61 lm/W
LUC5-8-LED-24	24"	3.5"	1"	13W	910	69 lm/W

