



# TRAC 12™

## LED MINI-CYLINDER SPOTLIGHT 12-VOLT AC

### TL114 G2

Project: \_\_\_\_\_

Fixture Type: \_\_\_\_\_

Location: \_\_\_\_\_

Contact/Phone: \_\_\_\_\_

### PRODUCT DESCRIPTION

The Trac 12 LED Mini-Cylinder Spotlight approximates the light output and distribution of 20W MR11 halogen lamps, utilizing less than 1/3 of the energy and having a rated life of 50,000 hours. Available in 2700K, 3000K, 3500K and 4000K color temperatures, the white-light TL114LED Series is compatible with standard Trac 12 and Trac 12/25 trac, operating with 12V AC power. The TL114 can be placed anywhere along the Trac, and the trac can be cut-to-length during installation, making the Trac 12 LED Mini-Cylinder Spotlight an economical and flexible accent lighting choice.

### PRODUCT SPECIFICATIONS

**LED** High performance, low power LEDs provide outstanding reliability, performance and color quality/consistency • 2700K, 3000K, 3500K or 4000K white phosphor high performance LEDs designed to operate using 12-volt AC input • 80 CRI minimum on standard product • Optional high CRI versions offer 90 CRI minimum.

**Optical Performance** Separate versions are offered which provide uniform spot, narrow flood and flood beam patterns.

**Housing** Precision machined aluminum construction.

**Aiming** 90° vertical aiming capability and 360° horizontal coverage.

**Electrical Contacts** Beryllium copper.

**Transformers/Drivers/Monopoints** Compatible with all Juno 12VAC transformers and Trac 12 Monopoints designated as LED-compatible – refer to transformer specification sheets for details.

**Dimming** Dimmable using factory-approved dimmers for use with the non-resistive TL114 Series load – see transformer/driver specifications for compatible dimmers • Color temperature remains constant over dimming range • Consult factory for additional information.

**Warranty** 5-year limited warranty. Complete warranty terms located at: [www.acuitybrands.com/CustomerResources/Terms\\_and\\_conditions.aspx](http://www.acuitybrands.com/CustomerResources/Terms_and_conditions.aspx).

• Continuously operating the TL114 above 12VAC will void the warranty.

**Labels** UL/cUL Listed.

Specifications subject to change without notice.

### ORDERING INFORMATION

Ordering Example: TL114 G2 27K 80CRI FL BL TMCSNOOTBL

Series	Generation	Color Temperature	CRI	Distribution
<b>TL114</b> Trac 12 LED Mini-Cylinder Spotlight	<b>G2</b> Generation 2	<b>27K</b> 2700K <b>30K</b> 3000K <b>35K</b> 3500K <b>40K</b> 4000K	<b>80CRI</b> 80 CRI <b>90CRI</b> 90 CRI	<b>FL</b> Flood <b>NFL</b> Narrow Flood <b>SP</b> Spot

Finish	Options
<b>BL</b> Black <b>SL</b> Silver <b>WH</b> White	<b>TMCSNOOTBL</b> Mini-Cylinder Snoot - Black <b>TMCSNOOTSL</b> Mini-Cylinder Snoot - Silver <b>TMCSNOOTWH</b> Mini-Cylinder Snoot - White

Accessories	
<b>TMCSNOOTBL</b>	Snoot - Black
<b>TMCSNOOTSL</b>	Snoot - Silver
<b>TMCSNOOTWH</b>	Snoot - White

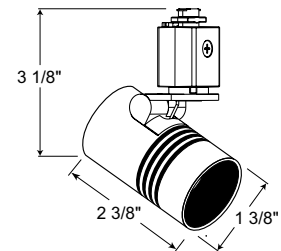
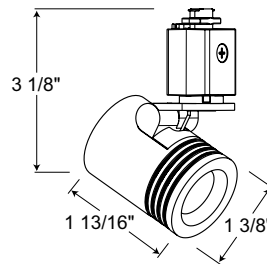
# TRAC 12™

## LED MINI-CYLINDER SPOTLIGHT

### 12-VOLT AC

#### TL114 G2

#### DIMENSIONS



#### PERFORMANCE DATA<sup>1</sup>

Catalog Number	Input Voltage	Watts (Maximum)	Lumens	Efficacy (LPW)	Rated Life (Hours)
TL114 G2 27K 80CRI SP	12.0V	6.6W	315	48	50,000
TL114 G2 27K 80CRI NFL	12.0V	6.6W	296	45	50,000
TL114 G2 27K 80CRI FL	12.0V	6.6W	272	41	50,000
TL114 G2 27K 90CRI SP	12.0V	6.6W	233	35	50,000
TL114 G2 27K 90CRI NFL	12.0V	6.6W	219	33	50,000
TL114 G2 27K 90CRI FL	12.0V	6.6W	201	30	50,000
TL114 G2 30K 80CRI SP	12.0V	6.6W	328	50	50,000
TL114 G2 30K 80CRI NFL	12.0V	6.6W	308	47	50,000
TL114 G2 30K 80CRI FL	12.0V	6.6W	283	43	50,000
TL114 G2 30K 90CRI SP	12.0V	6.6W	249	38	50,000
TL114 G2 30K 90CRI NFL	12.0V	6.6W	234	35	50,000
TL114 G2 30K 90CRI FL	12.0V	6.6W	215	33	50,000
TL114 G2 35K 80CRI SP	12.0V	6.6W	344	52	50,000
TL114 G2 35K 80CRI NFL	12.0V	6.6W	323	49	50,000
TL114 G2 35K 80CRI FL	12.0V	6.6W	297	45	50,000
TL114 G2 35K 90CRI SP	12.0V	6.6W	266	40	50,000
TL114 G2 35K 90CRI NFL	12.0V	6.6W	249	38	50,000
TL114 G2 35K 90CRI FL	12.0V	6.6W	229	35	50,000
TL114 G2 40K 80CRI SP	12.0V	6.6W	344	52	50,000
TL114 G2 40K 80CRI NFL	12.0V	6.6W	323	49	50,000
TL114 G2 40K 80CRI FL	12.0V	6.6W	297	45	50,000
TL114 G2 40K 90CRI SP	12.0V	6.6W	276	42	50,000
TL114 G2 40K 90CRI NFL	12.0V	6.6W	259	39	50,000
TL114 G2 40K 90CRI FL	12.0V	6.6W	238	36	50,000

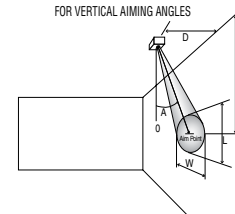
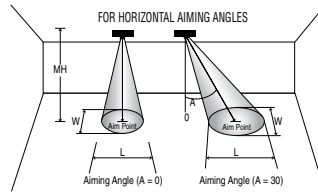
<sup>1</sup>Performance data, including Rated Life, is based on measurements of an individual fixture operating in a 25°C ambient. In practice, multiple fixtures used in a system will average slightly lower power consumption due to voltage drop within the system.

Note: For operation at 11.5 volts multiply Lumens by 0.94.

# TRAC 12™ LED MINI-CYLINDER SPOTLIGHT 12-VOLT AC TL114 G2

**CBCP** • Centerbeam candlepower  
**FC** • Footcandles at beam center (aim point)

In vertical aiming applications, aim point (X) is determined by dividing distance from the wall (D) by the tangent of the desired aim angle (A) (0.5774 for 30°, 1.0 for 45°, 1.732 for 60°).



Horizontal Aiming Angles



Vertical Aiming Angles



Fixture	Beam Type	Beam Spread	Rated Life	CBCP	0°				30°				30°				45°				60°				
					MH	FC	L	W	FC	L	W	D	FC	X	L	W	FC	X	L	W	D	FC	X	L	W
TL114 G2 3000K, 80 CRI Spot	SP	21°	50000	1708	2	427	0.7	0.7	277	1.0	0.9	1	214	1.7	1.7	0.7	604	1.0	0.8	0.5	2	277	1.2	1.0	0.9
					4	107	1.5	1.5	69	2.0	1.7	2	53	3.5	3.3	1.5	151	2.0	1.5	1.0	3	123	1.7	1.5	1.3
					6	47	2.2	2.2	31	3.0	2.6	3	24	5.2	5.0	2.2	67	3.0	2.3	1.6	4	69	2.3	2.0	1.7
					8	27	3.0	3.0	17	4.0	3.4	4	13	6.9	6.6	3.0	38	4.0	3.1	2.1	5	44	2.9	2.5	2.1
					10	17	3.7	3.7	11	5.0	4.3	5	9	8.7	8.3	3.7	24	5.0	3.8	2.6	6	31	3.5	3.0	2.6
TL114 G2 3000K, 80 CRI Narrow Flood	NFL	25°	50000	1078	2	270	0.9	0.9	175	1.2	1.0	1	135	1.7	2.1	0.9	381	1.0	0.9	0.6	1	700	0.6	0.6	0.5
					4	67	1.8	1.8	44	2.4	2.1	1.5	60	2.6	3.1	1.3	169	1.5	1.4	0.9	2	175	1.2	1.2	1.0
					6	30	2.7	2.7	19	3.6	3.1	2	34	3.5	4.2	1.8	95	2.0	1.9	1.3	3	78	1.7	1.8	1.5
					8	17	3.6	3.6	11	4.8	4.1	2.5	22	4.3	5.2	2.2	61	2.5	2.3	1.6	4	44	2.3	2.4	2.1
TL114 G2 3000K, 80 CRI Flood	FL	38°	50000	519	2	130	1.4	1.4	84	1.9	1.6	0.5	260	0.9	2.2	0.7	734	0.5	0.8	0.5	1	337	0.6	1.0	0.8
					2.5	83	1.7	1.7	54	2.4	2.0	1	65	1.7	4.3	1.4	183	1.0	1.6	1.0	2	84	1.2	1.9	1.6
					3	58	2.1	2.1	37	2.9	2.4	1.5	29	2.6	6.5	2.1	82	1.5	2.4	1.5	3	37	1.7	2.9	2.4
					3.5	42	2.4	2.4	28	3.4	2.8	2	16	3.5	8.7	2.8	46	2.0	3.1	2.0	4	21	2.3	3.8	3.2
					4	32	2.8	2.8	21	3.8	3.2	2.5	10	4.3	10.8	3.5	29	2.5	3.9	2.4	5	13	2.9	4.8	4.0

For 27K 80CRI fixtures, use 0.96 multiplier; For 27K 90CRI fixtures, use 0.71 multiplier; For 30K 90CRI fixtures, use 0.76 multiplier; For 35K 80CRI fixtures, use 1.05 multiplier; For 35K 90CRI fixtures, use 0.81 multiplier; For 40K 80CRI fixtures, use 1.05 multiplier; For 40K 90CRI fixtures, use 0.84 multiplier.