



Emergency Ballasts

Compact Fluorescent

B4CFG



Project: \_\_\_\_\_  
Type: \_\_\_\_\_  
Model No: \_\_\_\_\_ Qty: \_\_\_\_\_  
Date: \_\_\_\_\_  
Notes: \_\_\_\_\_

### Specification Grade One-lamp Emergency Illumination For Damp Locations End-of-Lamp-Life Compatible

Product order number: B4CFGM (galvanized metal case)

#### Specifications

**UL LISTED/CSA CERTIFIED**  
Factory or Field Installation  
(Damp)

**Illumination Time**  
90 Minutes

**Initial Light Output**  
Up to 1250 Lumens @25°C

**Full Warranty**  
5 Years (NOT pro-rata)

**Dual Input Voltage**  
120/277 VAC, 60 Hz

**AC Input Current**  
300 mA

**AC Input Power Rating**  
4.0 Watts

**Test Switch**  
Single Pole

**Battery**  
High-Temperature, Maintenance-Free  
Nickel-Cadmium Battery  
7- to 10-Year Life Expectancy

**Battery Charging Current**  
220 mA

**Recharge Time**  
24 Hours

**Charging Indicator Light**  
LED

**Temperature Rating (Ambient)**  
0°C to +50°C (32°F to 122°F)

**Dimensions**  
9.4" x 2.6" x 1.5"  
(238 mm x 67 mm x 38 mm)  
Mounting Center 8.9" (226 mm)

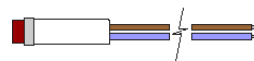
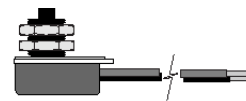
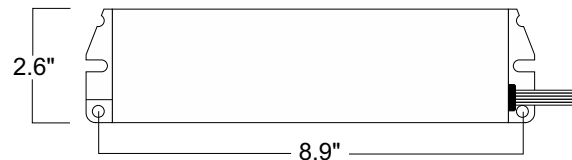
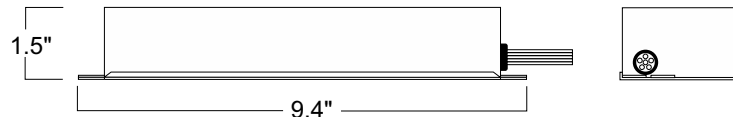
**Weight**  
3.1 lbs. (1.4 kg)

#### Benefits:

- Compatible with low-mercury lamps
- End-of-Lamp-Life Compatible

#### Dimensions

9.4" x 2.4" x 1.5" (mounting center - 8.9")



A test switch and charging indicator light is provided.



# B4CFG

## Flourescent Emergency Ballast, One-lamp emergency illumination

**Table 1** Lamp Compatibility

LAMP	BASE	WATTAGE
TWIN/QUAD/ TRIPLE TWIN/ QUADRUPLE TWIN-TUBE COMPACT	4-PIN (G24q, GX24q)	13-26 W
		13-42 W
LONG COMPACT	4-PIN (2G11)	18-27 W
		18-39 W
T5 CIRCLINE	4-PIN (2GX13)	22-40 W

**Table 2** Initial Lumen Output

LAMP	LUMENS
F42QBX, DULUX T/E 42W	1250
REDUCED MERCURY 42W/4P	850
32W/4P, F32TBX, DULUX T/E 32W	1250
REDUCED MERCURY 32W/4P	1100
PL-T 26W/4P, F26TBX, DULUX T/E 26W	700
PL-T 18W/4P, F18TBX, DULUX T/E 18W	900
PL-T 13W/4P, F13TBX, DULUX T/E 13W	700
PL-L 36W, PHILIPS	1100
F39/36BX, DULUX L 36W	1250
PL-L 24W, F27/24BX, DULUX L 27W	800
PL-L 18W, F18BX, DULUX L 18W	775
FC9T5, FPC22	700
FC12T5, FC12T5/HO, FPC40	1000

### APPLICATION

The B4CFG emergency ballast works in conjunction with an AC ballast to convert new or existing fluorescent fixtures into emergency lighting. The emergency ballast consists of a high-temperature nickel-cadmium battery, charger and electronic circuitry in one compact case. The B4CFG can be used with one 13 - 42 W twin, quad or triple twin-tube lamp, one 22 - 40 W T5 circline or one 18 - 39 W long compact fluorescent lamp. It is also compatible with most one-, two-, three- and four-lamp electronic, standard, energy-saving and dimming AC ballasts. The B4CFG is suitable for indoor and damp locations and for sealed & gasketed fixtures, including fixtures rated for wet locations. It is not suitable for air handling heated air outlets or wet or hazardous locations. For information about specific lamp and ballast compatibility, please call the factory.

### OPERATION

When AC power fails, the B4CFG immediately switches to the emergency mode, operating one lamp at a reduced lumen output for a minimum of 90 minutes. When the AC power is restored, the emergency ballast automatically returns to the charging mode and, using a patented circuit, delays AC ballast operation for approximately three (3) seconds to prevent false tripping of the AC ballast end-of-lamp-life shutdown circuits.

### INSTALLATION

The B4CFG does not affect normal fixture operation. It may be used with either a switched or unswitched fixture. If a switched fixture is used, an unswitched hot lead must be connected to the emergency ballast. The emergency ballast must be fed from the same branch circuit as the AC ballast. The B4CFG may be installed inside or on top of the fixture. Installation is not recommended with fixtures where the ambient temperature may fall below 0°C.

### EMERGENCY ILLUMINATION

Depending upon the wattage and type of lamp selected, the B4CFG produces up to 1250 lumens initial emergency light output (see Table 2) at 25°C. During emergency operation, one lamp is illuminated, even if installed with a multi-lamp AC ballast.

### SPECIFICATION

Emergency lighting shall be provided by using a standard fluorescent fixture equipped with a Philips Bodine B4CFG emergency ballast. This emergency ballast shall consist of a high-temperature, maintenance-free nickel-cadmium battery, charger and electronic circuitry contained in one 9.4" x 2.6" x 1.5" metal case. A solid-state charging indicator light to monitor the charger and battery, a single-pole test switch and installation hardware shall be provided.

The emergency ballast, using a patented circuit, shall delay AC ballast operation for approximately three (3) seconds to prevent false tripping of AC ballast end-of-lamp-life shutdown circuits. The emergency ballast shall be capable of operating one ----- fluorescent lamp (see Table 1) at ----- lumens (see Table 2) initial light output in the emergency mode for a minimum of 90 minutes. It shall be suitable for indoor and damp locations and for sealed & gasketed fixtures, including fixtures rated for wet locations. The B4CFG shall have 4 Watts of input power and a 19.2 Watt-hour battery capacity and shall exceed emergency standards set forth by the current NEC. The B4CFG shall be UL Listed and CSA certified for installation inside or on top of the fixture.

### WARRANTY

Model B4CFG is warranted for five (5) full years from date of purchase. Please see detailed warranty information on our web site.

