

DESCRIPTION

Ideal for task, accent, office, cove, and utility, under and above cabinet lighting display, the Halo Undercabinet low-profile design delivers maximum energy savings with easy installation. Each fixture is equipped with a seleCCTable switch that allows users to customize color temperature of 2700K, 3000K and 4000K in 90 CRI. Fixtures are available in 9", 18", 24", 36" and 48" lengths with Matte White and Matte Black finishes. Each unit has an integrated on-off switch and offers smooth dimming down to 5% using standard dimmers**. Multiple wiring options make installation a simple task.

Catalog #		Type
Project		
Comments		Date
Prepared by		

SPECIFICATION FEATURES

Even Light Distribution

Specialized optical system consisting of tightly clustered proximity phosphor LEDs, advanced optical chamber coatings and lens materials resulting in soft illumination with high efficiency. These fixtures are ideal for task lighting.

Color Temperature

3 position external SeleCCTable color temperature switch allows users to choose between 2700K, 3000K, and 4000K and adjust per their lighting needs.

Wiring Flexibility

Use any combination of three different wiring methods: Bring flexible conduit or Romex directly to the 120V fixture. Conduit connector and romex strain relief hardware is included with each fixture. Otherwise users can utilize the available splice box and plug in connectors (sold separately) and to link additional fixtures to the circuit (See instructions sheets for more detail). * Link any combination of fixtures up to 450W total load using connectors.

Durable Low Profile Housing

Extruded aluminum housing and color matched end caps with a sleek over all height less than 1".

Mounting

Each unit is secured directly to the mounting surface with two integral fasteners keeping installation costs and efforts low. Can be mounted in horizontal and vertical orientations.

Optional Accessories

Optional splice box has a connection port on each side to allow for runs in either or both directions. Includes Romex/ 1/2" conduit connector. Various connector cable options and lengths provide flexibility of mounting location.

Finish Options

Fixtures and accessories are available in both White (P) and Matte Black (MB) finishes.

Electronic Driver & Dimming

Electronic driver provides flicker free light output and noise free operation. Designed for continuous dimming (ELV or TRIAC) down to 5% with compatible dimmers.**

Compliance & Certifications

- cULus listed
- Can be used to meet IECC, ASHRAE commercial and residential standards
- FCC Class B residential
- Damp location listed
- ENERGY STAR® certified
- Title 24

Factory Defaults

The fixtures are factory pre-set to 3000K.

Warranty

Five-year limited warranty, consult website for details. www.cooperlighting.com/legal




HU11

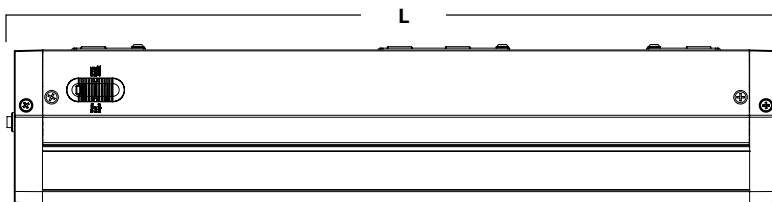
Value LED Undercabinet



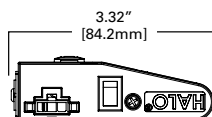
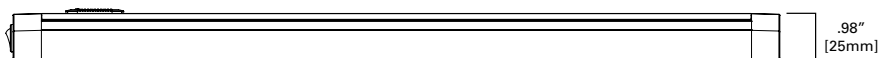
2700K • 3000K • 4000K



DIMENSIONS



Size Description	9 in. Nominal	18 in. Nominal	24 in. Nominal	36 in. Nominal	48 in. Nominal
Length "L"	8.98" [228.1mm]	16.55" [420.4mm]	23.98" [609.1mm]	32.44" [824mm]	47.18" [1,198.4mm]
Wattage	4.5	8.0	11.0	15.5	21.0
Lumens***	300	560	785	1125	1540



ENERGY DATA

Power Factor: >0.9
 THD: <20%
 Color Temperature: SeleCCTable
 2700K, 3000K, 4000K
 Color Rendering Index: 90
 Nominal Lumens/Ft: 300



Can be used to comply with California Title 24 High Efficacy requirements. Certified to California Appliance Efficiency Database under JAB.

* Plug in wire option is only available on either end (side) of the fixture. Back wire option is for romex or flexible conduit wiring only.

** See our website for dimming guidance information. www.halolighting.com

*** Performance metrics are measured at 3000K. The factory setting is 3000K.

ORDERING INFORMATION

SAMPLE NUMBER: HU1118D9SP (18 inch Dimmable fixture, SeleCCTable Color temperature, White Finish)

Family	Length	Dimming	Color Temperature	Finish
HU11 =Halo Integrated Undercabinet	9 =9" 18 =18" 24 =24" 36 =36" 48 =48"	D9 =Dimmable	S =Selectable (2700K, 3000K, 4000K)	P =White MB =Matte Black

1. 9" cannot be linked with direct-wire. Requires daisy chain connector accessory.


CONNECTORS & ACCESSORIES




HU101
3" Daisy Chain Connector



HU102
6" Daisy Chain Connector




HU1010
12" Daisy Chain Connector




HU1011
18" Daisy Chain Connector



HU103
24" Daisy Chain Connector



HU104
120" Daisy Chain Connector



HU115
48" Power Cord - 120V only



HU109
Splice Box



HU107
1-1/2" Male-to-Male Connector



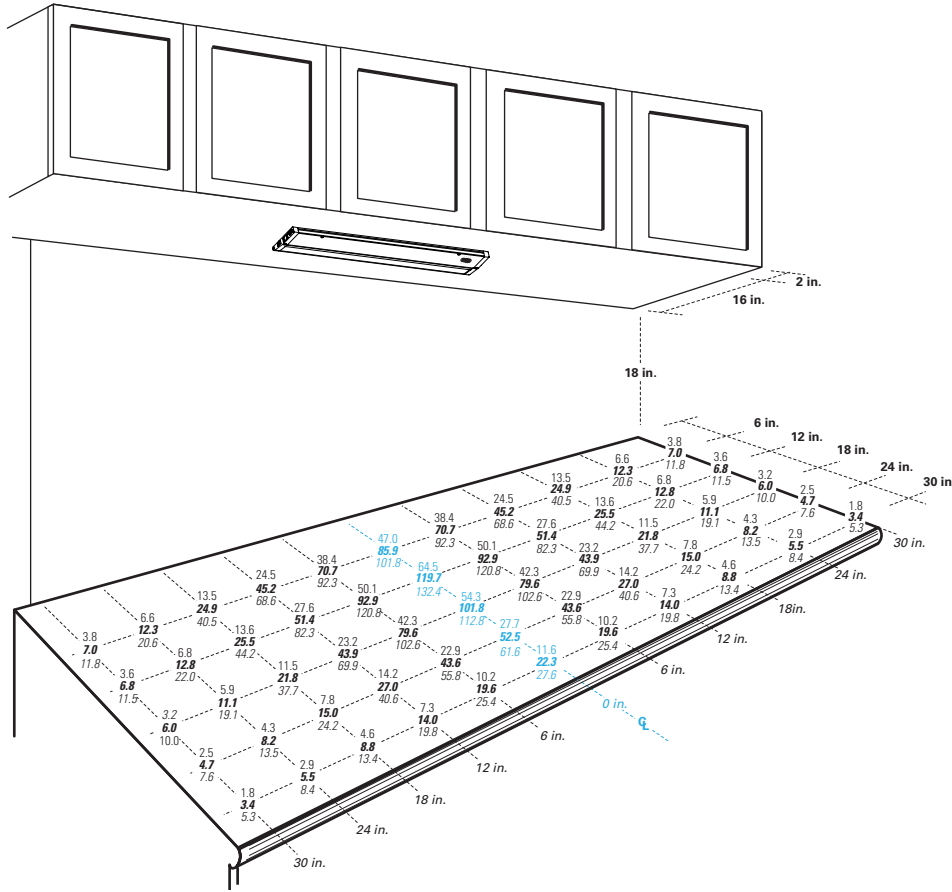
HU10MS
Master Switch

Finish: P = White; MB = Matte Black **Example:** HU101P = 3" Daisy Chain Connector, White

PHOTOMETRY

Fixture Application Illustration

MOUNTING HEIGHT 18"



Top Number Report: HU1109D9SMB-3000K.IES
 Middle Number Report: HU1118D9SMB-3000K.IES
 Bottom Number Report: HU1124D9SMB-3000K.IES

Countertop 60" x 30"

Diagram not to scale.

18" Mounting Height

Top Number Report - HU1109D9SMB-3000K
 Middle Number Report - HU1118D9SMB-3000K
 Bottom Number Report - HU1124D9SMB-3000K

Width											Length
30in	24in	18in	12in	6in	0in	6in	12in	18in	24in	30in	
3.8	6.6	13.5	24.5	38.4	47.0	38.4	24.5	13.5	6.6	3.8	6 in
7.0	12.3	24.9	45.2	70.7	85.9	70.7	45.2	24.9	12.3	7.0	
11.8	20.6	40.5	68.6	92.3	101.8	92.3	68.6	40.5	20.6	11.8	12 in
3.6	6.8	13.6	27.6	50.1	64.5	50.1	27.6	13.6	6.8	3.6	
6.8	12.8	25.5	51.4	92.9	119.7	92.9	51.4	25.5	12.8	6.8	18 in
11.5	22.0	44.2	82.3	120.8	132.4	120.8	82.3	44.2	22.0	11.5	
3.2	5.9	11.5	23.2	42.3	54.3	42.3	23.2	11.5	5.9	3.2	24 in
6.0	11.1	21.8	43.9	79.6	101.8	79.6	43.9	21.8	11.1	6.0	
10.0	19.1	37.7	69.9	102.6	112.8	102.6	69.9	37.7	19.1	10.0	30 in
2.5	4.3	7.8	14.2	22.9	27.7	22.9	14.2	7.8	4.3	2.5	
4.7	8.2	15.0	27.0	43.6	52.5	43.6	27.0	15.0	8.2	4.7	6 in
7.6	13.5	24.2	40.6	55.8	61.6	55.8	40.6	24.2	13.5	7.6	
1.8	2.9	4.6	7.3	10.2	11.6	10.2	7.3	4.6	2.9	1.8	12 in
3.4	5.5	8.8	14.0	19.6	22.3	19.6	14.0	8.8	5.5	3.4	
5.3	8.4	13.4	19.8	25.4	27.6	25.4	19.8	13.4	8.4	5.3	18 in

15" Mounting Height

Top Number Report - HU1109D9SMB-3000K
 Middle Number Report - HU1118D9SMB-3000K
 Bottom Number Report - HU1124D9SMB-3000K

Width											Length
30in	24in	18in	12in	6in	0in	6in	12in	18in	24in	30in	
3.0	5.5	12.0	23.8	41.7	54.2	41.7	23.8	12.0	5.5	3.0	6 in
5.6	10.2	22.2	43.8	76.6	99.2	76.6	43.8	22.2	10.2	5.6	
9.7	17.9	37.9	70.6	100.8	111.3	100.8	70.6	37.9	17.9	9.7	12 in
2.9	5.7	12.4	28.6	63.0	90.4	63.0	28.6	12.4	5.7	2.9	
5.4	10.7	23.0	53.3	116.9	167.5	116.9	53.3	23.0	10.7	5.4	18 in
9.4	19.4	43.8	96.7	156.1	168.3	156.1	96.7	43.8	19.4	9.4	
2.5	4.8	10.3	23.7	51.9	73.9	51.9	23.7	10.3	4.8	2.5	24 in
4.7	9.2	19.4	44.9	98.2	139.4	98.2	44.9	19.4	9.2	4.7	
8.1	16.6	36.8	80.4	129.5	139.9	129.5	80.4	36.8	16.6	8.1	30 in
1.9	3.4	6.6	13.2	23.8	30.3	23.8	13.2	6.6	3.4	1.9	
3.6	6.6	12.7	25.1	45.4	57.8	45.4	25.1	12.7	6.6	3.6	6 in
6.0	11.2	21.7	40.2	58.4	64.5	58.4	40.2	21.7	11.2	6.0	
1.4	2.2	3.6	6.1	8.9	10.4	8.9	6.1	3.6	2.2	1.4	12 in
2.6	4.2	7.0	11.6	17.3	20.1	17.3	11.6	7.0	4.2	2.6	
4.0	6.6	10.9	16.9	22.3	24.4	22.3	16.9	10.9	6.6	4.0	18 in

Cooper Lighting Solutions is a registered trademark.

All other trademarks are property of their respective owners.

Product availability, specifications, and compliances are subject to change without notice.



Cooper Lighting Solutions
 1121 Highway 74 South
 Peachtree City, GA 30269
 P: 770-486-4800
 www.halolighting.com

© 2020 Cooper Lighting Solutions
 All Rights Reserved
 Printed in USA
 Publication No. TD518359EN
 March 20, 2020 3:49 PM