

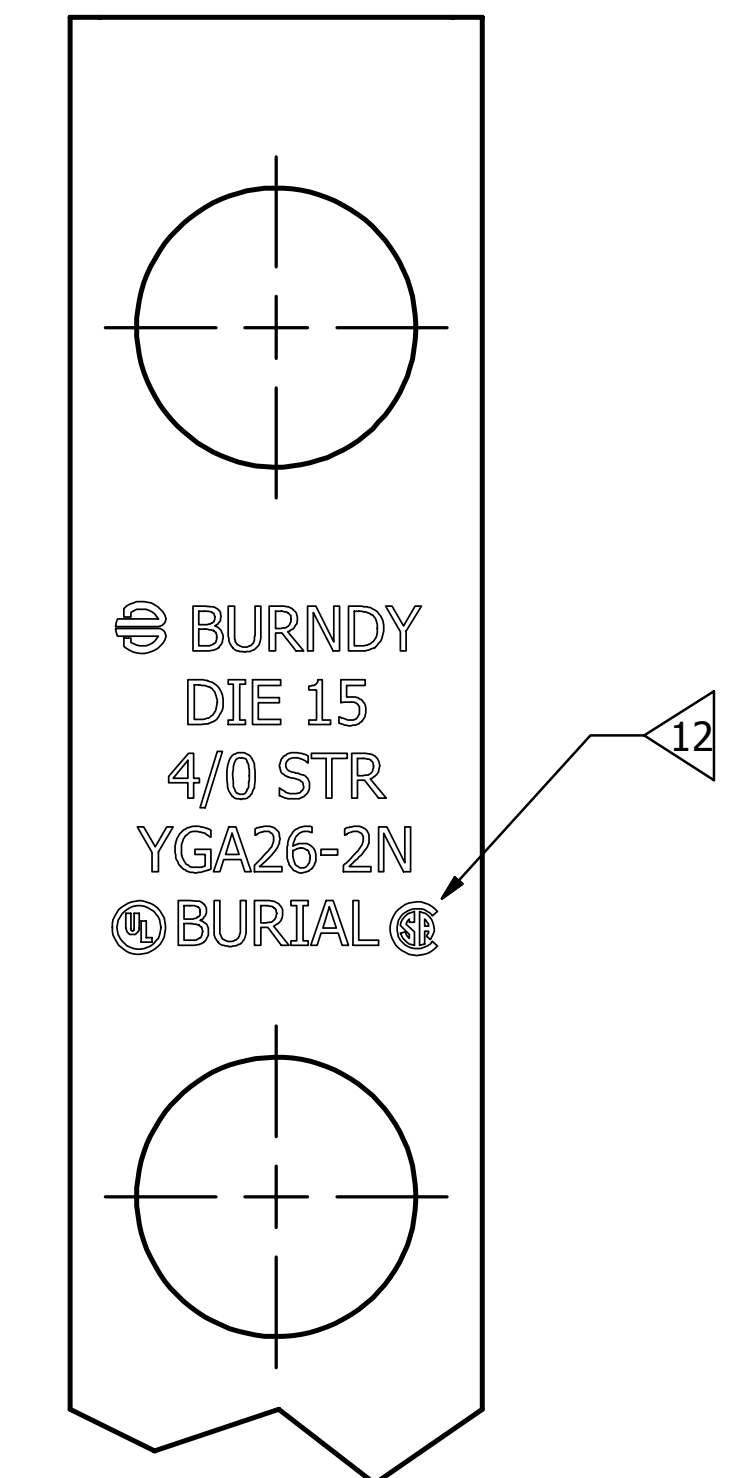
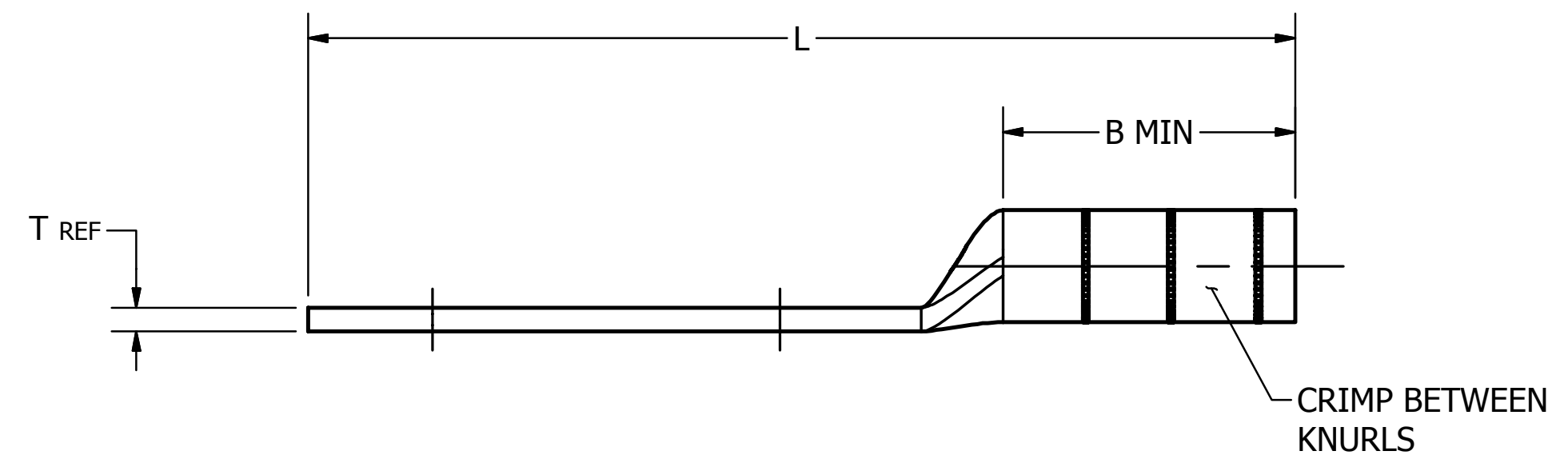
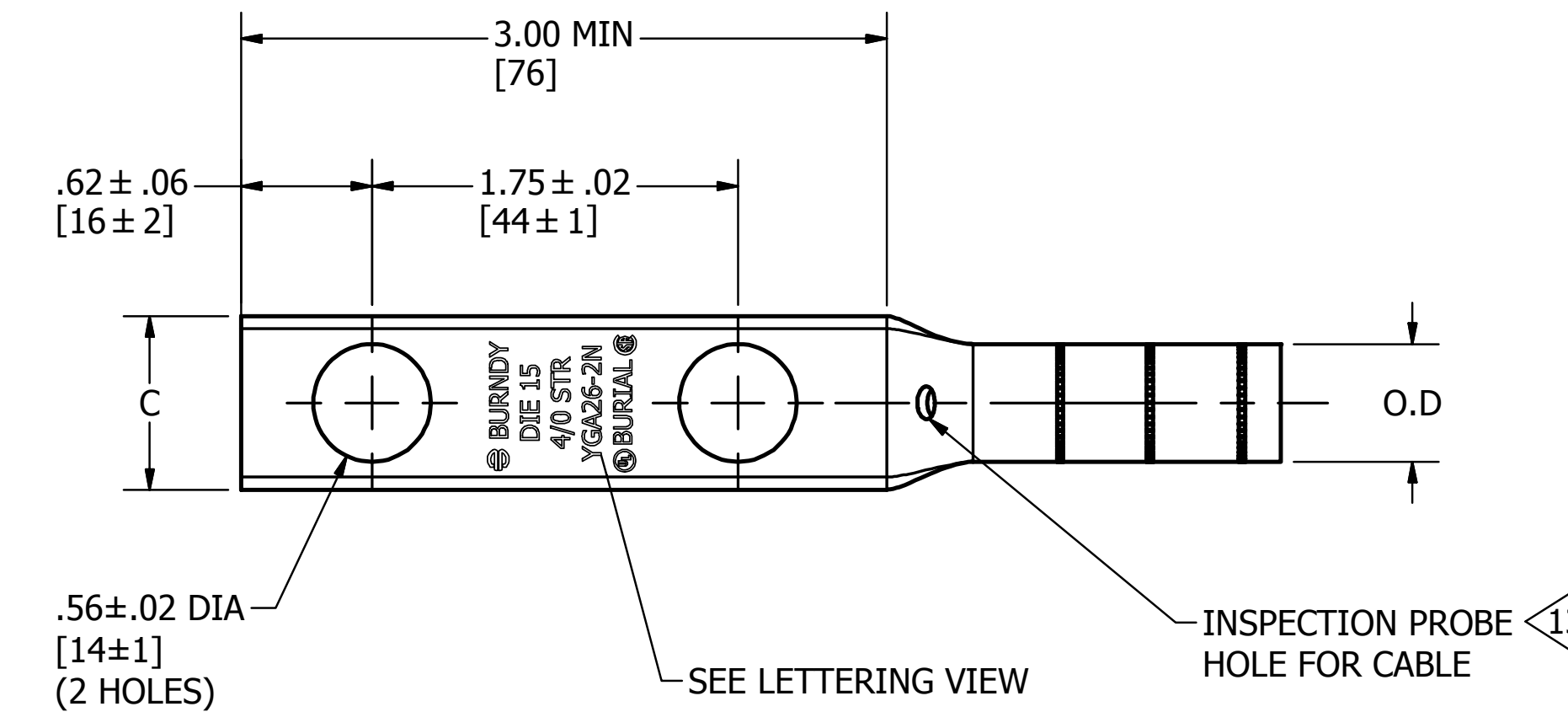
CATALOG NUMBER	COPPER CONDUCTOR			DIMENSIONS				
	SIZE	METRIC SIZE	STR.	B MIN.	C	L	O.D.	T REF.
YGA8C2N	#8 STR (.146 DIA.)	[10mm ² (.165mm DIA.)]	7	.78 [20]	.83 [21]	4.09 [104]	.27 [7]	.12 [3]
YGA6C2N	#6 STR (.184 DIA.)	----	7	1.09 [28]	.83 [21]	4.40 [112]	.29 [7]	.12 [3]
YGA4C2N	#4 STR (.232 DIA.)	----	7	1.09 [28]	.83 [21]	4.45 [113]	.34 [9]	.12 [3]
YGA2C2N	#2 STR (.292 DIA.)	----	7	1.22 [31]	.83 [21]	4.64 [118]	.42 [11]	.12 [3]
YGA252N	1/0 (.372 DIA.)	----	7, 19	1.35 [34]	.83 [21]	4.81 [122]	.51 [13]	.12 [3]
YGA262N	2/0 (.420 DIA.)	[70mm ² (10.9mm DIA.)]	7, 19, 37	1.45 [37]	.83 [21]	4.97 [126]	.56 [14]	.12 [3]
YGA282N	4/0 (.528 DIA.)	----	7, 12, 19	1.57 [40]	1.00 [25]	5.17 [131]	.69 [18]	.14 [4]
YGA292N	250 kcmil (.575 DIA.)	[120mm ² (14.4mm DIA.)]	7, 19, 37	1.57 [40]	1.09 [28]	5.21 [132]	.75 [19]	.16 [4]
YGA342N	500 kcmil (.813 DIA.)	[240mm ² (20.4mm DIA.)]	19, 37	2.20 [56]	1.52 [39]	6.08 [154]	1.06 [27]	.23 [6]

REV	DATE	DESCRIPTION	ECO	BY	CHK.
G	05/10/2016	FOCUS REQUEST FPN1603062	43796	ARJ	MB

CATALOG NO.	TOLERANCE	
	C	L
YGA8C2N THRU YGA2C2N	±.03 [±1]	±.09 [±2]
YGA252N THRU YGA342N	±.08 [±2]	±.12 [±3]

NOTES:

- MATERIAL: COPPER
- BARREL IS PREFILLED WITH PENETROX™ "E" AND INDIVIDUALLY SEALED.
- WHERE A "U" OR "PU" IS RECOMMENDED WITH THE Y45 HYPRESS™, A PT6515 ADAPTER MUST BE USED.
- WHERE A "U" OR "PU" IS RECOMMENDED WITH THE Y46 HYPRESS™, A PUADP-1 ADAPTER MUST BE USED.
- ALL CONNECTORS ARE UL LISTED TO UL467 EXCEPT THE YGA4C-2N IS NOT UL LISTED.
- UL & CSA CERTIFIED PRODUCTS ARE SUITABLE FOR DIRECT BURIAL IN EARTH OR CONCRETE.
- DIMENSIONS IN BRACKETS [] ARE IN MILLIMETERS ROUNDED OFF TO THE NEAREST MILLIMETER, UNLESS OTHERWISE NOTED.
- Y35P3 INDENTOR ADAPTOR REQUIRED FOR YA34PR INDENTOR.
- PERMANENT DIE IN TOOLING.
- FOR USE BY CUSTOMERS THAT HAVE THIS HYPRESS™, NO NEW Y34PA HYPRESS™ TOOLS ARE BEING PROCESSED. Y34PA USES A--D NEST DIES ONLY.
- "X", "W-RT", "U", & "L" DIE SETS ARE COLOR CODED. "A", "B", AND "C" DIES ARE NOT COLOR CODED.
- YGA8C-2N, YGA6C-2N, & YGA4C-2N ARE NOT CSA CERTIFIED. ALL OTHERS ARE CSA CERTIFIED.



TYPICAL LETTERING

- YGA8C-2N, YGA6C-2N, & YGA4C-2N DO NOT HAVE A INSPECTION HOLE.
- ADD -TN TO END OF CATALOG TO ORDER PART WITH TIN PLATING. EXAMPLE: YGA4C2NTN

HYLUG™ COPPER GROUND			
ITEM NO: N/A			
CAT. NO: YGA--2N (TABLE)			
DRAWN BY: P LAPONIUS	01/20/1997		
CHECKER: J MICHAUD	01/21/1997		
DSN APRVL: K MELLO	05/10/1996		
MFG APRVL: --			
QA APRVL: J BRODEUR	09/27/1996		
MKT APRVL: T NELSON	09/24/1996		
PROD FAM: --	DRAWING NO	REV	
PROJECT #: --	SIZE	SD082469	G
DOCUMENT TYPE: SALES	C	SHEET 1 OF 2	
REL LEVEL: Released			

INSTALLATION TOOLING (# CRIMPS)

CATALOG NO.	COLOR CODE	DIE INFORMATION		MECHANICAL					HYDRAULIC					DIELESS (# CRIMPS)	WIRE STRIP LENGTH	
		DIE INDEX	TYPE	9 Y2MR	OUR840	MD6 MD7	MD6--R2 BAT500	MD7-34R	10 Y34A 8 Y34B 8 Y34BH	8 Y35, Y39 Y750, BAT35 BAT750, PAT750	8 Y46 4 PAT46	8 Y45	Y48B			Y60BHU
YGA8C2N	RED	49	RED DIE SET NEST INDENTOR	RED (2)	X8CRT (2)	W 8CVT (2) W 8CRT (2)	W 8CVT (2) W 8CRT (2)	W 8CVT (2) W 8CRT (2)	-----	U 8CRT (2)	U 8CRT (2)	U 8CRT (2)	-----	-----	RATCHET: Y8MRB-1 (2) MECHANICAL: MY29-3 (2) MY29-11 (2)	7/8"
YGA6C2N	BLUE	7 374	BLUE DIE SET NEST INDENTOR	BLUE (2)	X5CRT (2)	W 5CRT (2) W 5CVT (2)	W 5CRT (2) W 5CVT (2)	W 5CRT (2) W 5CVT (2)	-----	U 5CRT (2) U 8CABT (2)	U 5CRT (2) U 8CABT (2)	U 5CRT (2) U 8CABT (2)	-----	-----	MECHANICAL: MY29-3 (2) MY29-11 (2) HYDRAULIC: Y644M (1) BAT644M (1)	1-3/16"
YGA4C2N	GRAY	8 346	GRAY DIE SET NEST INDENTOR	GRAY (4)	X4CRT (2)	W 4CRT (2) W 4CVT (2)	W 4CRT (2) W 4CVT (2)	W 4CRT (2) W 4CVT (2)	-----	U 4CRT (2) U 6CABT (2)	U 4CRT (2) U 6CABT (2)	U 4CRT (2) U 6CABT (2)	-----	-----	BAT644M (1) PAT81K- Y81K- SERIES (2)	1-3/16"
YGA2C2N	BROWN	10	BROWN DIE SET NEST INDENTOR	BROWN (4)	X2CRT (2)	W 2CRT (2) W 2CVT (2)	W 2CRT (2) W 2CVT (2)	W 2CRT (2) W 2CVT (2)	-----	U 2CRT (2)	U 2CRT (2)	U 2CRT (2)	-----	-----		1-5/16"
YGA252N	PINK	12 348	PINK DIE SET NEST INDENTOR	-----	X25RT (4)	W 25RT (4) W 25VT (4)	W 25RT (4) W 25VT (4)	W 25RT (4) W 25VT (4)	A25R (2)	U 25RT (2) U 2CABT (2)	U 25RT (2) U 2CABT (2)	U 25RT (2) U 2CABT (2)	-----	-----		1-7/16"
YGA262N	BLACK	13	BLACK DIE SET NEST INDENTOR	-----	X26RT (4)	W 26RT (4) W 26VT (4)	W 26RT (4) W 26VT (4)	W 26RT (4) W 26VT (4)	-----	U 26RT (2)	U 26RT (2)	U 26RT (2)	-----	-----		1-9/16"
YGA282N	PURPLE	15	PURPLE DIE SET NEST INDENTOR	-----	X28RT (4)	W 28RT (4) W 28VT (4)	W 28RT (4) W 28VT (4)	W 28RT (4) W 28VT (4)	-----	U 28RT (2)	U 28RT (2)	U 28RT (2)	C28R (2)	L28RT (1)	MECHANICAL: MY29-3 (2) MY29-11 (2) HYDRAULIC: Y644M (1)	1-11/16"
YGA292N	YELLOW	16	YELLOW DIE SET NEST INDENTOR	-----	X29RT (4)	W 29VT (4) W 29VT (4)	W 29RT (4) W 29VT (4)	W 29VT (4)	A29R (2)	U 29RT (2)	U 29RT (2)	U 29RT (2)	C29R (2)	L29RT (1)	BAT644M (1) PAT81K- Y81K- SERIES (2)	1-11/16"
YGA342N	BROWN	20 299	BROWN DIE SET NEST INDENTOR	-----	-----	-----	W 34RT (4) W 34VT (4)	W 34VT (4)	-----	U 34RT (4) U 31ART (4)	U 34RT (4) U 31ART (4)	U 34RT (4) U 31ART (4)	C34R (2) C31AR (2)	L34RT (2)	HYDRAULIC: Y644M (1) BAT644M (1) PAT81K- Y81K- SERIES (2)	2-5/16"

SEE SHEET #1 FOR NOTES

TO ORDER BURNDY® PRODUCTS CALL		HYLUG™ COPPER GROUND													
UNITED STATES 1-800-346-4175 (LONDONDERRY, NH)		ITEM NO: N/A													
CANADA: 1-800-361-6975 (QUEBEC) 1-800-387-6487 (ALL OTHER PROVINCES)		CAT. NO: YGA--2N (TABLE)													
FOR PRODUCT INFO: http://www.burndy.com		<table border="1"> <tr> <td>DRAWN BY: P LAPONIUS</td> <td>01/20/1997</td> </tr> <tr> <td>CHECKER: J MICHAUD</td> <td>01/21/1997</td> </tr> <tr> <td>DSN APRVL: K MELLO</td> <td>05/10/1996</td> </tr> <tr> <td>MFG APRVL: J BRODEUR</td> <td>09/27/1996</td> </tr> <tr> <td>MKT APRVL: T NELSON</td> <td>09/24/1996</td> </tr> </table>		DRAWN BY: P LAPONIUS	01/20/1997	CHECKER: J MICHAUD	01/21/1997	DSN APRVL: K MELLO	05/10/1996	MFG APRVL: J BRODEUR	09/27/1996	MKT APRVL: T NELSON	09/24/1996		
DRAWN BY: P LAPONIUS	01/20/1997														
CHECKER: J MICHAUD	01/21/1997														
DSN APRVL: K MELLO	05/10/1996														
MFG APRVL: J BRODEUR	09/27/1996														
MKT APRVL: T NELSON	09/24/1996														
<table border="1"> <tr> <td>PROJECT #:</td> <td>SIZE</td> </tr> <tr> <td>DOCUMENT TYPE: SALES</td> <td>SD082469</td> </tr> <tr> <td>REL LEVEL: Released</td> <td>D</td> </tr> </table>		PROJECT #:	SIZE	DOCUMENT TYPE: SALES	SD082469	REL LEVEL: Released	D	<table border="1"> <tr> <td>DRAWING NO</td> <td>REV</td> </tr> <tr> <td>SD082469</td> <td>G</td> </tr> <tr> <td colspan="2">SHEET 2 OF 2</td> </tr> </table>		DRAWING NO	REV	SD082469	G	SHEET 2 OF 2	
PROJECT #:	SIZE														
DOCUMENT TYPE: SALES	SD082469														
REL LEVEL: Released	D														
DRAWING NO	REV														
SD082469	G														
SHEET 2 OF 2															