

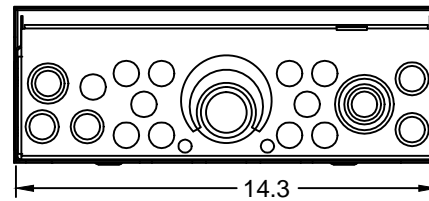
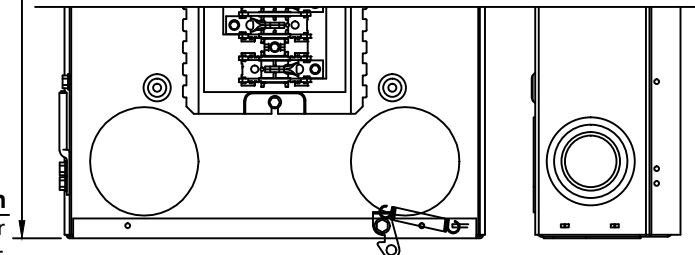
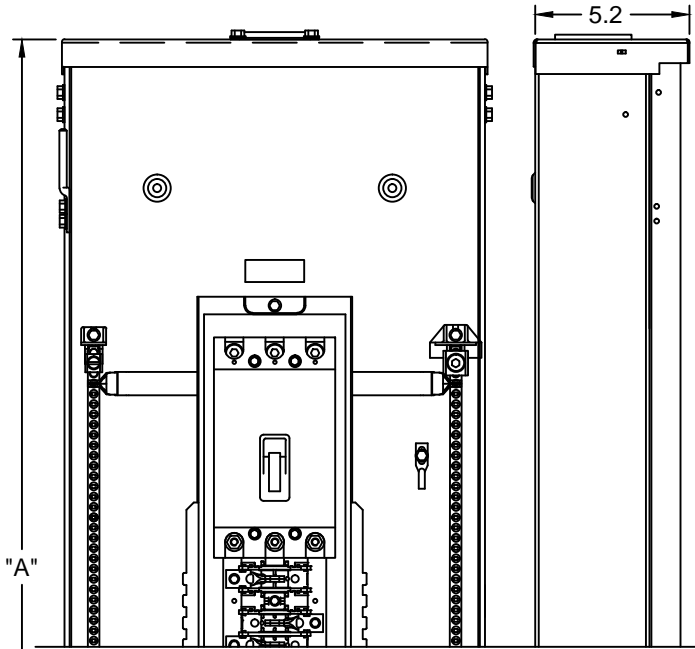
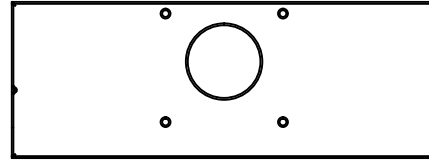


Powering Business Worldwide

TYPE CH LOADCENTER RATINGS:

Enclosure: Outdoor NEMA 3R
 Incoming Main: Type CC Main Breaker
 Loadcenter Electrical Rating: 120/240 VAC, Three Phase
 Bus Bar Ampere: 225 Amps Max
 Number of Spaces & Circuits: See Table on Page 2
 Incoming Wire Range: See Table on Page 2
 Bus Bar Material: Silver Plated Copper
 Trim Type: Included
 Trim Paint: ANSI Light Gray 61
 Short Circuit Rating: See Branch Breaker Ratings
 Box Dimensions: 14.3"W x 5.2"D x "A"
 (See Table on page 2)

Ref: 96-3679



FEATURES:

- Warranty** - Lifetime warranty on all CH Loadcenters and Breakers.
- Silver Flashed Copper Bus** - Provides superior conductivity, corrosion resistance, and durability
- Mechanical Trip Flag** - Trip indication on type CH Breakers (CHF)
- Diagnostic LED** - CH AFCI Breakers include a diagnostic LED indication 1 of 7 trip codes
- Steel Backpan** - Provides solid, reliable breaker mounting
- Split Neutral Bar Assembly** - Provides easier installation of line and load wires

OPTIONAL ACCESSORIES:

Catalog Number	Description
GBK5	5 POS #14-4 Ground Bar
GBK10	10 POS #14-4 Ground Bar
GBK14	14 POS #14-4 Ground Bar
GBK21	21 POS #14-4 Ground Bar
NL20	Neutral/Ground Lug #2/0 max
CHFP	3/4" Filler Plate
CH125RB	Hold-down kit for Type CH breaker
CHSPT2ULTRA	Service Entrance Surge Protection (108kA/ph.)

TITLE CH 3/4" LOADCENTER, CC MAIN BREAKER, OUTDOOR NEMA 3R, 120/240 VAC, 3 PH	DRAFTER/DESIGNER M. Egan	DATE (YYYY/MM/DD) 2014/06/27
--	-----------------------------	---------------------------------

EATON CORPORATION - CONFIDENTIAL AND PROPRIETARY NOTICE TO PERSONS RECEIVING THIS DOCUMENT AND/OR TECHNICAL INFORMATION THIS DOCUMENT, INCLUDING THE DRAWING AND INFORMATION CONTAINED THEREON, IS CONFIDENTIAL AND IS THE EXCLUSIVE PROPERTY OF EATON CORPORATION, AND IS MERELY ON LOAN AND SUBJECT TO RECALL BY EATON AT ANY TIME. BY TAKING POSSESSION OF THIS DOCUMENT, THE RECIPIENT ACKNOWLEDGES AND AGREES THAT THIS DOCUMENT CANNOT BE USED IN ANY MANNER ADVERSE TO THE INTERESTS OF EATON AND THAT NO PORTION OF THIS DOCUMENT MAY BE COPIED OR OTHERWISE REPRODUCED WITHOUT THE PRIOR WRITTEN CONSENT OF EATON. IN THE CASE OF CONFLICTING CONTRACTUAL PROVISIONS, THIS NOTICE SHALL GOVERN THE STATUS OF THIS DOCUMENT. © 2014 Eaton Corporation, All Rights Reserved	SIZE A	DRAWING NUMBER 98-1127	REVISION 001
	UNLESS OTHERWISE SPECIFIED DIMENSIONS IN INCHES		
SCALE 1=6		SHEET 1 OF 2	





Powering Business Worldwide

LOADCENTER DETAILS

Catalog #	Dim "A"	Main Brkr Amps	Spaces / Circuits	Wire Size Range Cu/Al 60°C or 75°C	Notes
CH42H3200R	39	200	42/42	#2/0-300 kcmil	CHH 100kAIC Main Breaker
CH30H3200R	39	200	30/30	#2/0-300 kcmil	CHH 100kAIC Main Breaker
CH42B3200R	39	200	42/42	#2/0-300 kcmil	
CH30B3200R	39	200	30/30	#2/0-300 kcmil	
CH30B3150R	39	150	30/30	#6-4/0	
CH42B3225R	39	225	42/42	#2/0-300 kcmil	
CH30B3225R	39	225	30/30	#2/0-300 kcmil	
CH42H3225R	39	225	42/42	#2/0-300 kcmil	CHH 100kAIC Main Breaker

Note: Catalog Numbers may have additional characters at the end which describe alternate details, including but not limited to the following: S, F, W, G, GK, PK, PB, SF, RN, MI, V and #s. Contact sales for those specific details when necessary.

TITLE CH 3/4" LOADCENTER, CC MAIN BREAKER, OUTDOOR NEMA 3R, 120/240 VAC, 3 PH DRAFTER/DESIGNER M. Egan DATE (YYYY/MM/DD) 2014/06/27

EATON CORPORATION - CONFIDENTIAL AND PROPRIETARY
 NOTICE TO PERSONS RECEIVING THIS DOCUMENT AND/OR TECHNICAL INFORMATION
 THIS DOCUMENT, INCLUDING THE DRAWING AND INFORMATION CONTAINED THEREON, IS CONFIDENTIAL AND IS THE EXCLUSIVE PROPERTY OF EATON CORPORATION, AND IS MERELY ON LOAN AND SUBJECT TO RECALL BY EATON AT ANY TIME. BY TAKING POSSESSION OF THIS DOCUMENT, THE RECIPIENT ACKNOWLEDGES AND AGREES THAT THIS DOCUMENT CANNOT BE USED IN ANY MANNER ADVERSE TO THE INTERESTS OF EATON AND THAT NO PORTION OF THIS DOCUMENT MAY BE COPIED OR OTHERWISE REPRODUCED WITHOUT THE PRIOR WRITTEN CONSENT OF EATON. IN THE CASE OF CONFLICTING CONTRACTUAL PROVISIONS, THIS NOTICE SHALL GOVERN THE STATUS OF THIS DOCUMENT.

© 2014 Eaton Corporation, All Rights Reserved

SIZE
A

DRAWING
NUMBER

98-1127

REVISION
001



UNLESS OTHERWISE SPECIFIED
DIMENSIONS IN
INCHES

SCALE
1=1



SHEET
2 OF 2