

REV	DATE	DESCRIPTION	ECO	BY	C.H.K.
U	04/24/2017 11:05:00 AM	FOCUS REQUEST FPN1704064	46572	CV	MB

CONNECTOR SIZE	TOLERANCES						
	B	C	E	K DIA.	L	N	O.D.
-10C	±.03	±.04	±.02	±.02	±.06	±.03	±.01
8C - 25	±.06	±.04	±.02	±.02	±.09	±.03	±.01
26 - 34	±.08	±.04	±.02	±.02	±.12	±.03	±.01
35 AND UP	±.09	±.06	±.02	±.02	±.15	±.06	±.01

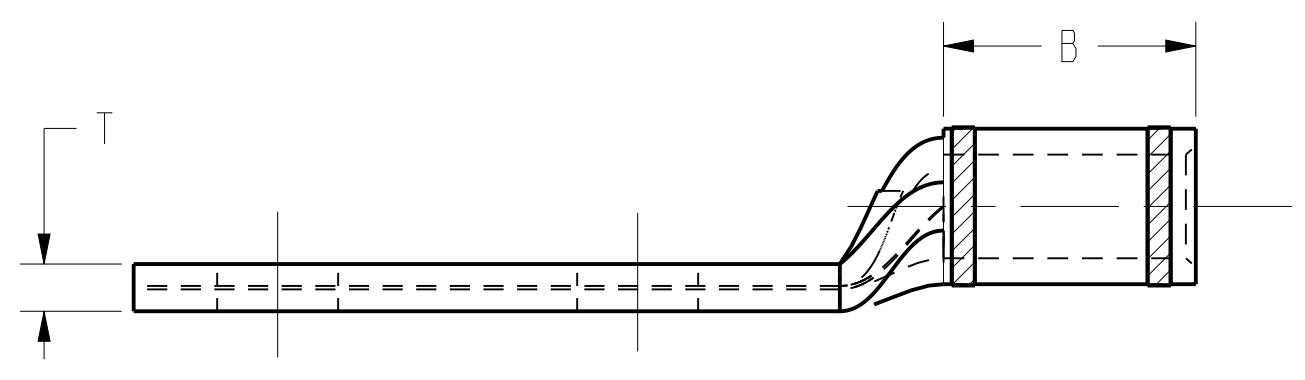
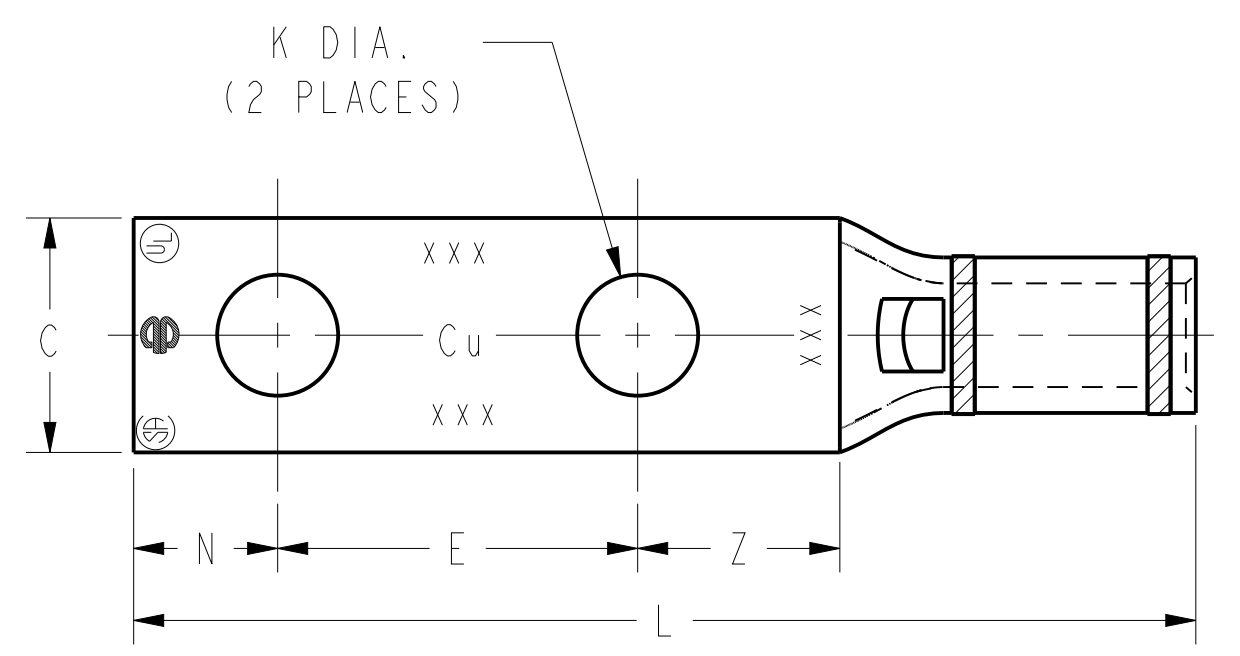


FIG. 1

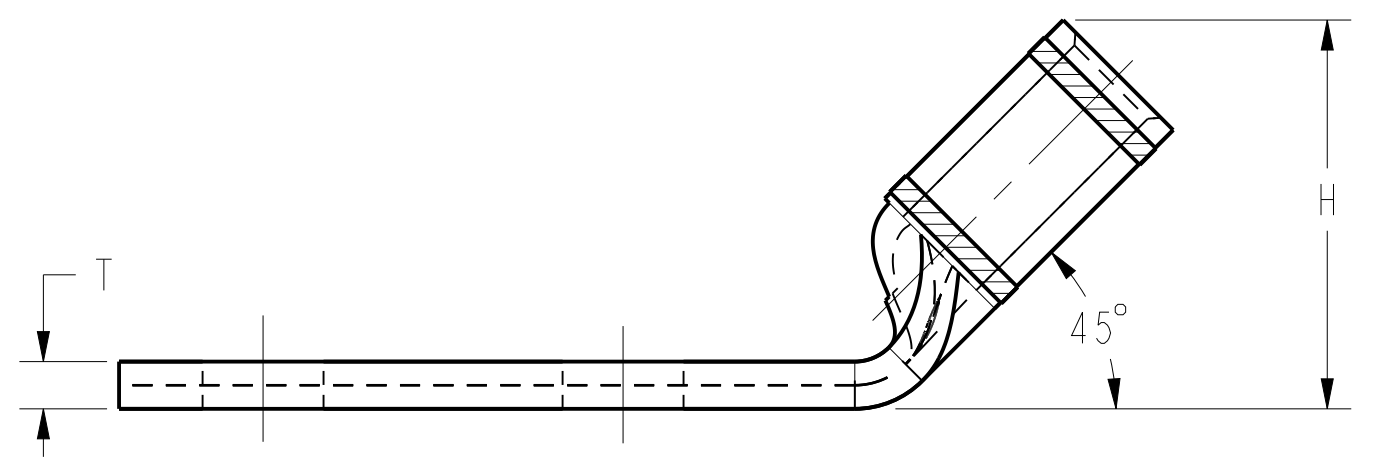
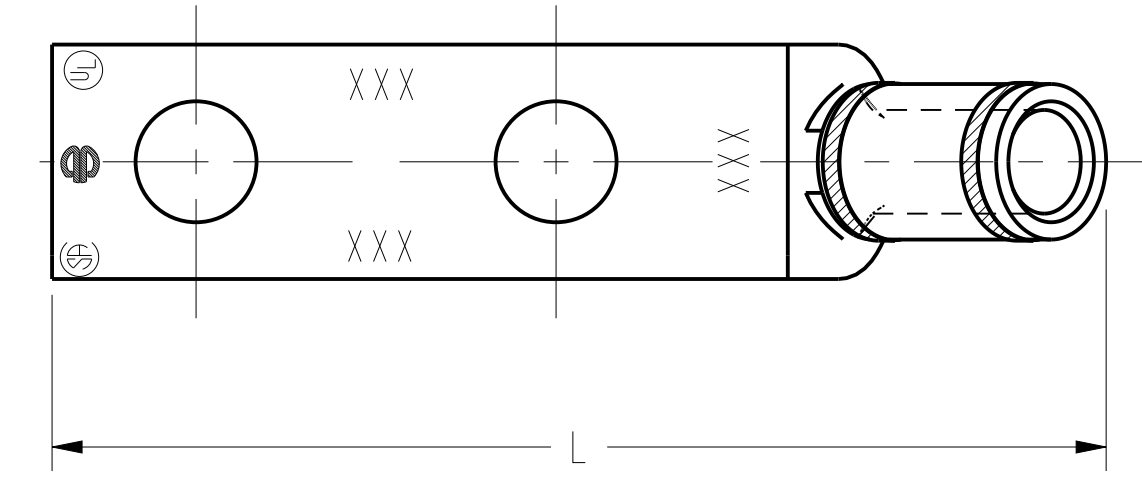


FIG. 2

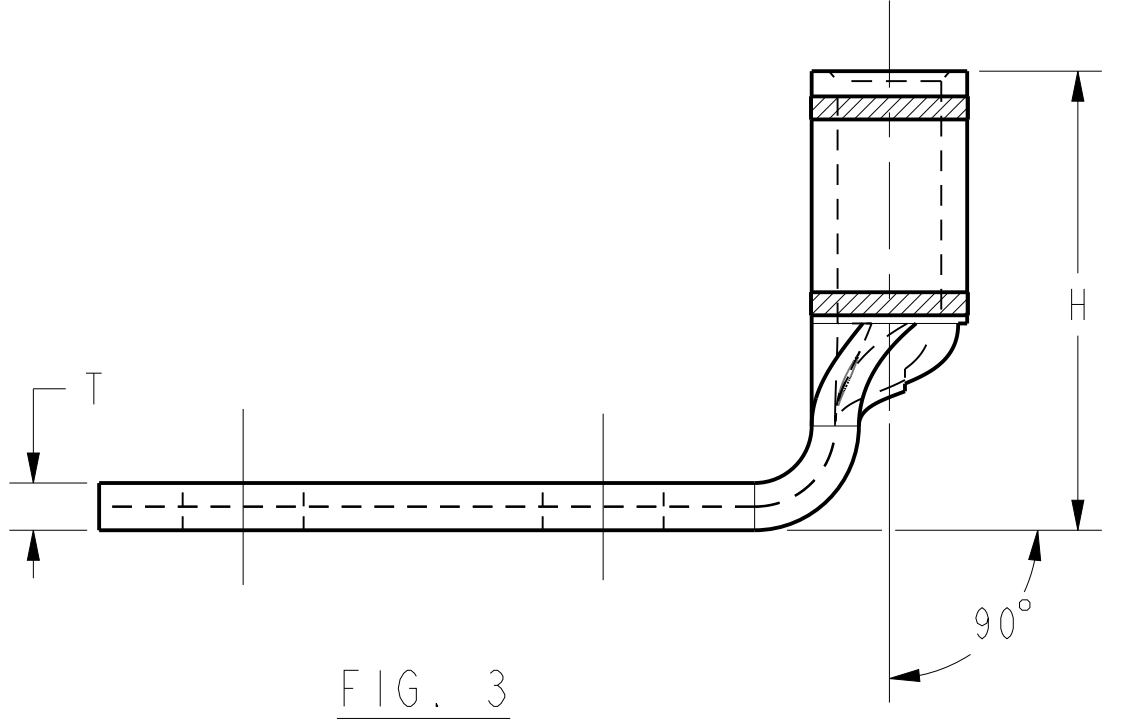
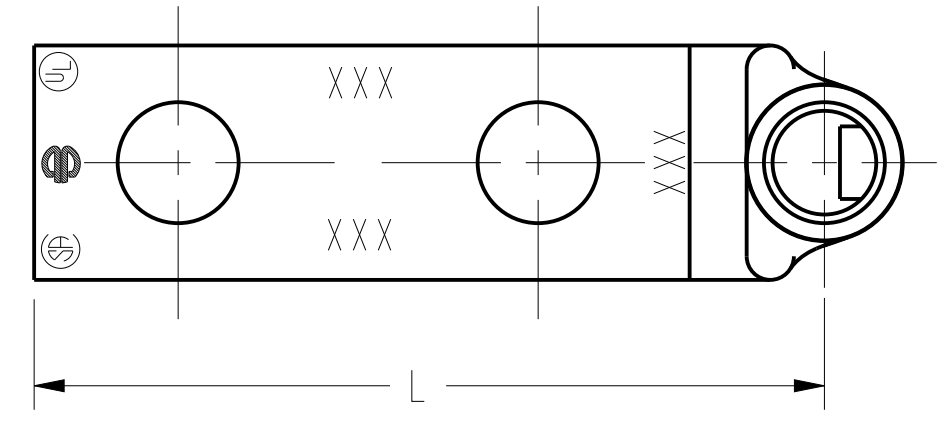


FIG. 3

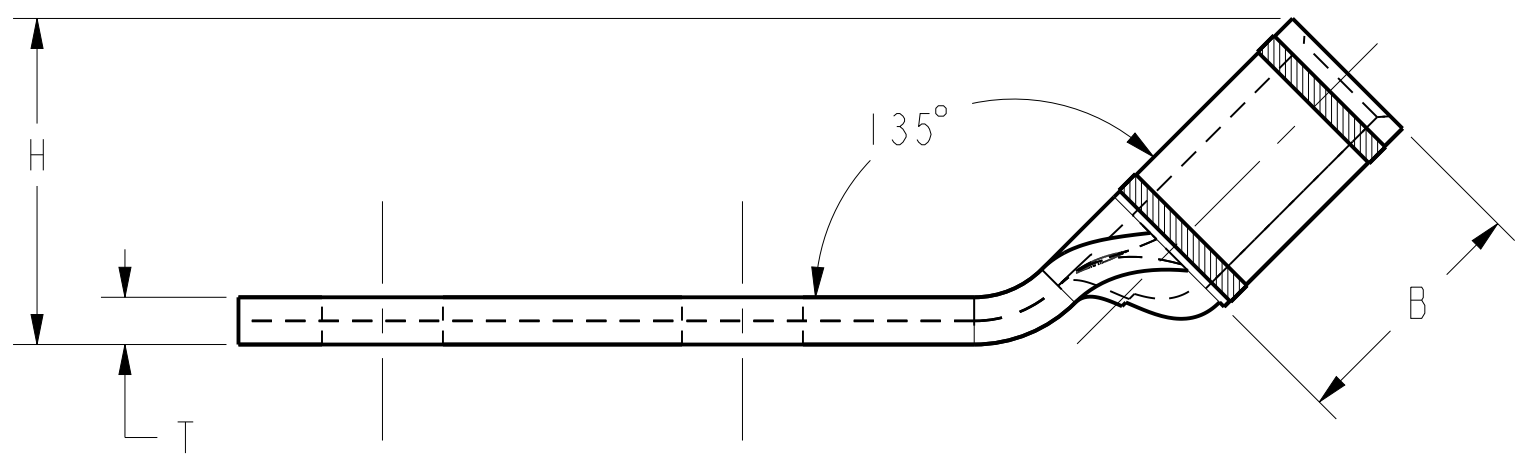
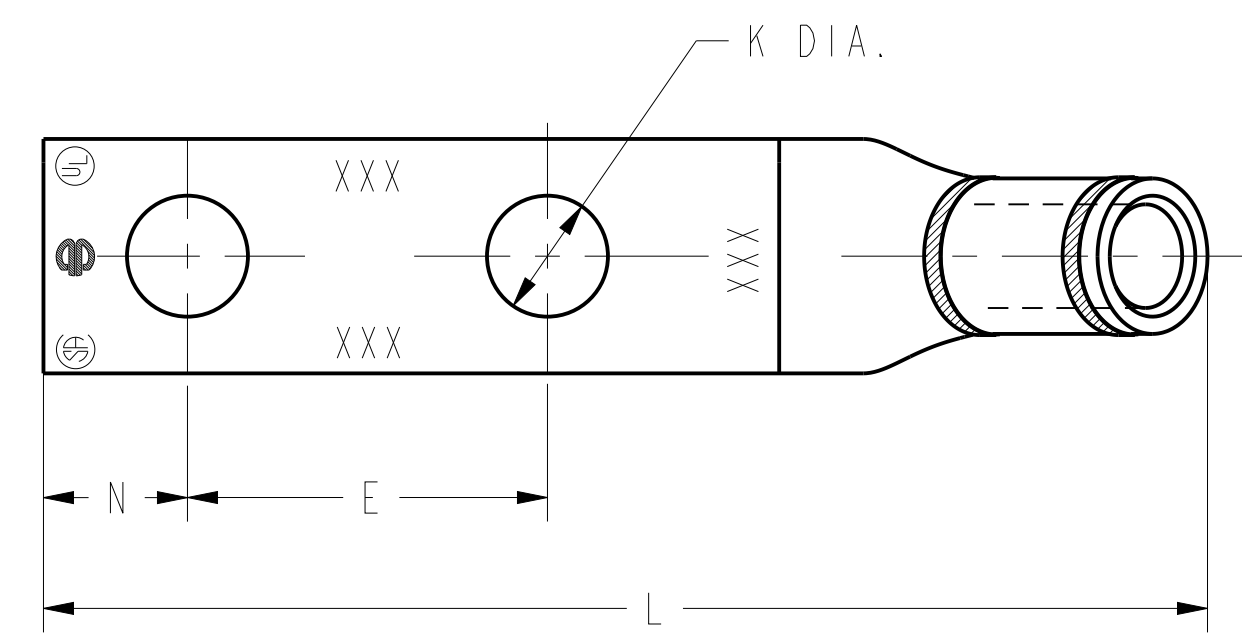


FIG. 4

NOTES:

1. MATERIAL : COPPER TUBING.
2. FINISH: TIN PLATED. THE FOLLOWING SUFFIXES DENOTE OPTIONAL PLATING TYPES. BR=BARE; LD=LEAD; NK=NICKEL; SV=SILVER. (EXAMPLE: YAV4CL2TC14FXNK).
3. CATALOG # PT6515 ADAPTOR IS REQUIRED TO USE "U" DIES IN Y45 SERIES TOOLS.
4. CATALOG # PUADP-1 ADAPTOR IS REQUIRED TO USE "U" DIES IN Y46 SERIES TOOLS.
5. NAVY CABLE SIZE MAY BE OMITTED ON SOME SIZES BECAUSE OF SPACE LIMITATIONS.
6. PERMANENT DIE IN TOOLING.
7. DIMENSIONS IN [ ] BRACKETS ARE IN MILLIMETERS, ROUNDED OFF TO THE NEAREST MILLIMETER UNLESS OTHERWISE NOTED. METRIC DIMENSIONS ARE FOR REFERENCE ONLY.
8. IF HIGHEST REVISION OF THIS SALES PRINT IS AFFECTED. UPDATE PRINT WSA208758 TO INCLUDE THE NEW REVISION.
9. ALL OF THE CATALOG NUMBERS FOR THESE HYLUGS CAN BE ORDERED WITH OR WITHOUT SKIVE.  
EXAMPLE: YAV28L-TC14-FX (SKIVE)  
YAG28L-TC14-FX (NO SKIVE)
10. THE YA30L-FX SIZES SHOWN ON SE208119 SHEET 11 ARE NOT UL/CSA LISTED USING ANY CLASS OF 4/0 FLEX COPPER CONDUCTOR.
11. THESE CATALOG NUMBERS CANNOT BE INSTALLED WITH U8CRT DIE.
12. THESE CATALOG NUMBERS CANNOT BE INSTALLED WITH Y45 OR Y46 TOOLING.

TO ORDER BURNDY® PRODUCTS CALL  
 UNITED STATES  
 1-800-346-4175 (LONDONDERRY, NH)  
 CANADA:  
 1-800-361-6975 (QUEBEC)  
 1-800-387-6487 (ALL OTHER PROVINCES)  
 FOR PRODUCT INFO: <http://www.burndy.com>

HYLUG™		SCALE: NTS
ITEM NO:	N/A	
CAT. NO:	YAV-L-2TC-FX, YA-L-2TC-FX	
DRAWN BY:	D. FILLION 12/04/92	
CHECKER:	K. HENRY 12/10/92	
DSN APPVL:	C. PALAGI 12/14/92	
MFG APPVL:	N/A	
QA APPVL:	A. LLOYD 12/14/92	
MKT APPVL:	T. NELSON 12/14/92	
PROD FAM:	--	DRAWING NO
PROJECT #:	--	REV
DOCUMENT TYPE:	Sales	SE208119
REL LEVEL:	Released	SHEET 1 OF 19



REV: PEO200

REV	DATE	DESCRIPTION	ECO	BY	C.H.K.
U	04/24/2017 11:05:00 AM	FOCUS REQUEST FPNI104064	46572	CV	MB

CATALOG NO.	FIG. NO.	CONDUCTOR			BOLT SIZE	DIMENSIONS								BURNDY INSTALLATION TOOLING (# CRIMPS)													
		FLEX	CODE (AWG)	NAVY		B	C	E	H	K	L	N	O.D.	T REF.	Z MIN.	DIE INDEX	COLOR CODE	MECHANICAL RATCHET			HYDRAULIC		DIELESS (# CRIMPS)	WIRE STRIP LENGTH			
																		MD7-34R	OUR840	Y8MRB-1 Y2MR-6	Y750 Y35 Y39	Y46-4			Y45-3		
YA8CL2TC10	1	#8 WELD 37/24	#8 AWG	23	.44 [11]					1.84 [47]					.27 [7]			49	RED	W8CRT (1) W8CVT (1)	X8CRT (1) W8CVT (1)	(1 CRIMP)	U8CRT (1)	U8CRT (1)	U8CRT (1)		1/2"
YA8CL2TC1045	2	↑	↑	↑	↑	.41 [10]	.63 [16]	.68 [17]	.21 [5]	1.83 [46]	.25 [6]				↑			↑	↑	↑	↑	↑	↑	↑		↑	
YA8CL2TC1090	3	↑	↑	↑	↑			.80 [20]		1.37 [35]					↑			↑	↑	↑	↑	↑	↑	↑		↑	
YA8CL2TC14	1	↑	↑	↑	↑					1.95 [50]					↑			↑	↑	↑	↑	↑	↑	↑		↑	
YA8CL2TC1445	2	↑	↑	↑	1/4	.44 [11]	.63 [16]	.67 [17]	.27 [7]	1.94 [49]	.31 [8]				.08 [2]	.34 [9]		↑	↑	↑	↑	↑	↑	↑		↑	
YA8CL2TC1490	3	↑	↑	↑	↑			.79 [20]		1.49 [38]					↑			↑	↑	↑	↑	↑	↑	↑		↑	
YA8CL2TC14E1	1	↑	↑	↑	↑					2.33 [59]					↑			↑	↑	↑	↑	↑	↑	↑		↑	
YA8CL2TC14E145	2	↑	↑	↑	1/4	.44 [11]	1.00 [25]	.67 [17]	.27 [7]	2.32 [59]	.31 [8]				.08 [2]	.34 [9]		↑	↑	↑	↑	↑	↑	↑	MECHANICAL: MY29-11 (1)	↑	
YA8CL2TC14E190	3	↑	↑	↑	↑			.79 [20]		1.87 [47]					↑			↑	↑	↑	↑	↑	↑	↑		↑	
YA8CL2TC14E2	1	↑	↑	↑	↑					2.08 [53]					↑			↑	↑	↑	↑	↑	↑	↑		↑	
YA8CL2TC14E245	2	↑	↑	↑	1/4	.44 [11]	.75 [19]	.67 [17]	.27 [7]	2.07 [52]	.31 [8]				.08 [2]	.34 [9]		↑	↑	↑	↑	↑	↑	↑		↑	
YA8CL2TC14E290	3	↑	↑	↑	↑			.79 [20]		1.62 [41]					↑			↑	↑	↑	↑	↑	↑	↑		↑	
YA8CL2TC38	1	↑	↑	↑	↑					2.52 [64]					↑			↑	↑	↑	↑	↑	↑	↑		↑	
YA8CL2TC3845	2	↑	↑	↑	3/8	.58 [15]	1.00 [25]	.66 [17]	.40 [10]	2.46 [62]	.41 [10]				.06 [2]	.43 [11]		↓	↓	↓	↓	↓	↓	↓		↓	
YA8CL2TC3890	3	#8 WELD 37/24	#8 AWG	23	.44 [11]			.75 [19]		2.05 [52]					.27 [7]			↓	↓	↓	↓	↓	↓	↓		↓	

SEE SHEET 1 OF 19 FOR NOTES

TO ORDER BURNDY® PRODUCTS CALL		HYLUG™	
UNITED STATES 1-800-346-4175 (LONDONDERRY, NH)		ITEM NO: N/A	
CANADA: 1-800-361-6975 (QUEBEC) 1-800-387-6487 (ALL OTHER PROVINCES)		CAT. NO: YA8CL-2TC- (TABLE)	
FOR PRODUCT INFO: <a href="http://www.burndy.com">http://www.burndy.com</a>		DRAWN BY: D.FILLION 12/04/92	
		CHECKER: K.HENRY 12/10/92	
		DSN APPVL: C.PALAGI 12/14/92	
		MFG APPVL: N/A --	
		QA APPVL: A.LLOYD 12/14/92	
		MKT APPVL: T.NELSON 12/14/92	
		SCALE: NTS	
		DRAWING NO: SE208119	
		REV: U	
		SHEET 2 OF 19	

REV: PE0200

REV	DATE	DESCRIPTION	ECO	BY	CHK.
U	04/24/2017 11:05:00 AM	FOCUS REQUEST FPN1704064	46572	CV	MB

D	CATALOG NO.	CONDUCTOR			BOLT SIZE	FIG NO.	DIMENSIONS								INSTALLATION TOOLING (# CRIMPS)								WIRE STRIP LENGTH										
		FLEX	CODE (AWG)	NAVY			B	C	E	H	K	L	N	O.D.	T REF.	Z MIN.	DIE INDEX	COLOR CODE	MECHANICAL			HYDRAULIC			DIELESS (# CRIMPS)								
																			MD7-34R	OUR840	Y2MR (1)	Y750 Y35 Y39 PAT750		Y46 PAT46		Y45							
	YAV6CL2TC10FX	#6 WELD 61/24	#6 AWG	30	#10	1	.45 [11]	.63 [16]	--	.21 [5]	1.94 [49]	.25 [6]	.31 [8]	.08 [2]	.26 [7]	7 OR 374	BLUE	W5CRT X5CRT W5CVT (1)	X5CRT W5CVT (1)	(1 CRIMP)	U5CRT (1)	U5CRT (1)	U5CRT (1)	MECHANICAL: MY29-11 (1)	9/16"								
	YAV6CL2TC10FX45					2			.48 [12]																	.75 [19]	.78 [20]	.21 [5]	1.91 [49]	.25 [6]	.31 [8]	.08 [2]	.26 [7]
	YAV6CL2TC10FX90					3																					.91 [23]						
	YAV6CL2TC10E2FX					1	.45 [11]	.69 [17]	--	.21 [5]	2.06 [52]	.25 [6]	.31 [8]	.08 [2]	.26 [7]																		
	YAV6CL2TC10E2FX45					2			.48 [12]																	.75 [19]	.78 [20]	.21 [5]	2.02 [51]	.25 [6]	.31 [8]	.08 [2]	.26 [7]
	YAV6CL2TC10E2FX90					3																					.90 [23]						
	YAV6CL2TC10E4FX					1	.48 [12]	.50 [13]	--	.21 [5]	2.00 [51]	.25 [6]	.31 [8]	.08 [2]	.26 [7]																		
	YAV6CL2TC10E4FX45					2			.48 [12]																	.63 [16]	.78 [20]	.27 [7]	2.02 [51]	.31 [8]	.08 [2]	.34 [9]	
	YAV6CL2TC10E4FX90					3																					.90 [23]						.27 [7]
	YAV6CL2TC10E9FX					1	.48 [12]	1.00 [25]	--	.27 [7]	2.44 [62]	.31 [8]	.08 [2]	.34 [9]																			
	YAV6CL2TC10E9FX45					2			.48 [12]						.75 [19]											.78 [20]	.27 [7]	2.40 [61]	.31 [8]	.08 [2]	.34 [9]		
	YAV6CL2TC10E9FX90					3																				.90 [23]						.27 [7]	1.89 [48]
	YAV6CL2TC14FX					1	.52 [13]	1.00 [25]	--	.33 [8]	2.50 [63]	.34 [9]	.07 [2]	.37 [9]																			
	YAV6CL2TC14FX45					2			.58 [15]						1.00 [25]											.77 [19]	.40 [10]	2.56 [65]	.41 [10]	.06 [2]	.43 [11]		
	YAV6CL2TC14FX90					3																				.87 [22]						.40 [10]	2.07 [53]
	YAV6CL2TC14E1FX					1	.83 [21]	1.75 [44]	--	.56 [14]	3.81 [97]	.62 [16]	.12 [3]	.65 [17]																			
	YAV6CL2TC14E1FX45	2	.83 [21]	.75 [19]	.80 [20]	.56 [14]			3.67 [93]						.62 [16]	.12 [3]	.65 [17]																
	YAV6CL2TC14E1FX90	3			.98 [25]													.56 [14]	3.29 [84]	.62 [16]	.12 [3]	.65 [17]											
	YAV6CL2TC14E2FX	1	.48 [12]	.63 [16]	--	.27 [7]	2.19 [56]	.31 [8]	.08 [2]	.34 [9]																							
	YAV6CL2TC14E2FX45	2			.48 [12]						.75 [19]	.78 [20]	.27 [7]	2.06 [52]	.25 [6]	.08 [2]	.26 [7]																
	YAV6CL2TC14E2FX90	3										.90 [23]						.27 [7]	2.06 [52]	.25 [6]	.08 [2]	.26 [7]											
	YAV6CL2TC516FX	1	#6 AWG	30	#10	1	.44 [11]	.75 [19]	--	.21 [5]	2.06 [52]	.25 [6]	.08 [2]	.26 [7]	7 OR 374	BLUE	W5CRT X5CRT W5CVT (1)						X5CRT W5CVT (1)	(1 CRIMP)	U5CRT (1)	U5CRT (1)	U5CRT (1)	MECHANICAL: MY29-11 (1)	9/16"				
	YAV6CL2TC516FX45	2				.48 [12]												.63 [16]	.61 [15]	.27 [7]	2.19 [56]	.31 [8]								.08 [2]	.34 [9]		
	YAV6CL2TC516FX90	3																														.89 [23]	.27 [7]
	YAV6CL2TC38FX	1	.48 [12]	.75 [19]	.78 [20]	.27 [7]	2.15 [55]	.31 [8]	.08 [2]	.34 [9]																							
	YAV6CL2TC38FX45	2									.48 [12]	.75 [19]	.78 [20]	.27 [7]	2.15 [55]	.31 [8]	.08 [2]	.34 [9]															
	YAV6CL2TC38FX90	3																	.90 [23]	.27 [7]	1.64 [42]	.31 [8]	.08 [2]	.34 [9]									
	YAV6CL2NTCFX	1	.48 [12]	.63 [16]	.61 [15]	.27 [7]	2.19 [56]	.31 [8]	.08 [2]	.34 [9]																							
	YAV6CL2NTCFX45	2									.48 [12]	.63 [16]	.61 [15]	.27 [7]	2.19 [56]	.31 [8]	.08 [2]	.34 [9]															
	YAV6CL2NTCFX90	3																	.98 [25]	.27 [7]	2.07 [53]	.31 [8]	.08 [2]	.34 [9]									
	YAV6CL2TC14FX135	1/4	#6 WELD 61/24	#6 AWG	30	4	.48 [12]	.63 [16]	.61 [15]	.27 [7]	2.19 [56]	.31 [8]	.08 [2]	.34 [9]	7 OR 374	BLUE	W5CRT X5CRT W5CVT (1)	X5CRT W5CVT (1)	(1 CRIMP)						U5CRT (1)	U5CRT (1)	U5CRT (1)	MECHANICAL: MY29-11 (1)	9/16"				
	YAV6CL2NT10E2FX	#10				.48 [12]														.63 [16]	.61 [15]	.27 [7]	2.19 [56]	.31 [8]						.08 [2]	.34 [9]		
																																.98 [25]	.27 [7]

SEE SHEET 1 OF 19 FOR NOTES	TO ORDER BURNDY® PRODUCTS CALL UNITED STATES 1-800-346-4175 (LONDONDERRY, NH) CANADA: 1-800-361-6975 (QUEBEC) 1-800-387-6487 (ALL OTHER PROVINCES) FOR PRODUCT INFO: <a href="http://www.burndy.com">http://www.burndy.com</a>		HYLUG™ ITEM NO: N/A CAT. NO: YAV6CL-2-TC-FX- (TABLE) DRAWN BY: D.FILLION 12/04/92 CHECKER: K.HENRY 12/10/92 DSN APPVL: C.PALAGI 12/14/92 MFG APPVL: N/A -- QA APPVL: A.LLOYD 12/11/92 MKT APPVL: -- -- SCALE: NTS	
	PROD FAM: --	DRAWING NO: SE208119	REV: U	
	PROJECT #: --	SIZE: D	SHEET 3 OF 19	
	DOCUMENT TYPE: Sales			
	REL LEVEL: Released			

REV: PE0200

D	CATALOG NO.	CONDUCTOR			BOLT SIZE	FIG. NO.	DIMENSIONS								INSTALLATION TOOLING (# CRIMPS)									WIRE STRIP LENGTH	D														
		FLEX	CODE (AWG)	NAVY			B	C	E	H	K	L	N	O.D.	T REF.	Z MIN.	DIE INDEX	COLOR CODE	MECHANICAL			HYDRAULIC				DIELESS (# CRIMPS)													
																			MD7-34R	OUR840	Y2MR (2)	BCT500 Y500CT	Y35, Y39 Y750, BAT35 BAT750, PAT750				Y46	Y45											
	YAV4CL2NT10FX				#10	1								1.95 [50]																									
	YAV4CL2NT10FX45	#4 WELD	#4 AWG	40 & 50	[M5]	2	.50 [13]	.41 [10]	.63 [16]	.84 [21]	.21 [5]		1.94 [49]	.25 [6]	.38 [10]	.09 [2]	.27 [7]			8 OR 346	GRAY	W4CRT X4CRT W4CVT (1)	X4CRT W4CVT (1)	(2 CRIMP)	W4CRT X4CRT W4CVT (1)	U4CRT (1)	U4CRT (1)	U4CRT (1)	MECHANICAL: MY29-11 (1)				9/16"						
	YAV4CL2NT10FX90	91/24				3			.94 [24]				1.43 [36]																										
	YAV4CL2NT10EIFX	105/24			#10	1							2.33 [59]																										
	YAV4CL2NT10EIFX45				[M5]	2		.41 [10]	1.00 [25]	.84 [21]	.21 [5]		2.31 [59]	.25 [6]	.09 [2]	.27 [7]																							
	YAV4CL2NT10EIFX90					3			.94 [24]				1.80 [46]																										
	YAV4CL2TC14FX					1							2.08 [53]																										
	YAV4CL2TC14FXNK				1/4								2.08 [53]																										
	YAV4CL2TC14FX45				[M6]	2		.55 [14]	.63 [16]	.84 [21]	.27 [7]		2.06 [52]	.31 [8]	.09 [2]	.34 [9]																							
	YAV4CL2TC14FX90					3			.94 [24]				1.55 [39]																										
	YAV4CL2TC14E2FX					1							2.20 [56]																										
	YAV4CL2TC14E2FX45				1/4	2		.55 [14]	.75 [19]	.84 [21]	.27 [7]		2.19 [56]	.31 [8]	.09 [2]	.34 [9]																							
	YAV4CL2TC14E2FX90				[M6]	3			.94 [24]				1.68 [43]																										
	YAV4CL2TC14E1FX					1							2.45 [62]																										
	YAV4CL2TC14E1FX45				1/4	2		.55 [14]	1.00 [25]	.84 [21]	.27 [7]		2.44 [62]	.31 [8]	.09 [2]	.34 [9]																							
	YAV4CL2TC14E1FX90				[M6]	3			.94 [24]				1.93 [49]																										
	YAV4CL2TC38FX					1							2.68 [68]																										
	YAV4CL2TC38FX45				3/8	2		.58 [15]	1.00 [25]	.87 [22]	.40 [10]		2.64 [67]	.41 [10]	.08 [2]	.43 [11]																							
	YAV4CL2TC38FX90				[M10]	3			.97 [25]				2.11 [54]																										
	YAV4CL2TC516FX					1							2.52 [64]																										
	YAV4CL2TC516FX45				5/16	2		.55 [14]	1.00 [25]	.84 [21]	.33 [8]		2.50 [64]	.34 [9]	.09 [2]	.36 [9]																							
	YAV4CL2TC516FX90				[M8]	3			.94 [24]				1.99 [51]																										
	YAV4CL2NTCFX					1							3.87 [98]																										
	YAV4CL2NTCFX45				1/2	2		.83 [21]	1.75 [44]	.88 [22]	.56 [14]		3.91 [99]	.62 [16]	.12 [3]	.65 [17]																							
	YAV4CL2NTCFX90				[M12]	3			1.04 [26]				3.32 [84]																										
	YAV4CL2TC10FX					1							1.95 [50]																										
	YAV4CL2TC10FX45				#10	2		.55 [14]	.63 [16]	.84 [21]	.21 [5]		1.94 [49]	.25 [6]	.09 [2]	.26 [7]																							
	YAV4CL2TC10FX90				[M5]	3			.94 [24]				1.43 [36]																										
	YAV4CL2NT14FX					1							2.08 [53]																										
	YAV4CL2NT14FX45	#4 WELD		40 & 50	1/4	2	.50 [13]	.45 [11]	.63 [44]	.84 [21]	.27 [7]		2.06 [52]	.31 [8]	.09 [2]	.32 [8]																							
	YAV4CL2NT14FX90	91/24	#4 AWG		[M6]	3			.94 [24]				1.55 [39]																										

SEE SHEET 1 OF 19 FOR NOTES	TO ORDER BURNDY® PRODUCTS CALL UNITED STATES 1-800-346-4175 (LONDONDERRY, NH) CANADA: 1-800-361-6975 (QUEBEC) 1-800-387-6487 (ALL OTHER PROVINCES) FOR PRODUCT INFO: <a href="http://www.burndy.com">http://www.burndy.com</a>	HYLUG™ ITEM NO: N/A CAT. NO: YAV4CL-2-TC-FX- (TABLE) DRAWN BY: D.FILLION 12/04/82 CHECKER: K.HENRY 12/10/82 DSN APPVL: C.PALAGI 12/14/82 MFG APPVL: N/A QA APPVL: A.LLOYD 12/14/82 MKT APPVL: -- PROD FAM: -- PROJECT #: -- DOCUMENT TYPE: Sales REL LEVEL: Released
-----------------------------	--------------------------------------------------------------------------------------------------------------------------------------------------------------------------------------------------------------------------------------------------	----------------------------------------------------------------------------------------------------------------------------------------------------------------------------------------------------------------------------------------------------------------------------------------------------------

SCALE: NTS  
DRAWING NO: SE208119  
REV: U  
SHEET 4 OF 19

**BURNDY**

D	CATALOG NO.	ITEM NO.	BOLT SIZE	CONDUCTOR			FIG. NO.	DIMENSIONS									INSTALLATION TOOLING (# CRIMPS)							DIELESS (# CRIMPS)	WIRE STRIP			
				FLEX	CODE (AWG)	NAVY $\Delta$ 5		B	C	E	H	K	L	N	O.D.	T REF.	Z MIN.	DIE INDEX	COLOR CODE	MECHANICAL			HYDRAULIC					
																				MD7-34R	OUR840	YIMRTC $\Delta$ 6	BCT500 Y500CT PAT600			Y35, Y39, Y750 PAT750	Y46 $\Delta$ 4	Y45 $\Delta$ 3
	YAV2CL2TC14FX	518441					1																					
	YAV2CL2TC14FX45	518442	1/4 [M6]	#2 WELD 125/24 150/24	#2 AWG	60	2	.63 [16]	.68 [17]	.63 [16]	1.04 [26]	.27 [7]	2.22 [56]	.31 [8]	.46 [12]	.10 [3]	.34 [9]	10	BROWN	W2CRT X2CRT W2CVT (1)	X2CRT W2CVT (1)	(2 CRIMP)	W2CRT X2CRT W2CVT (1)	U2CRT (1)	U2CRT (1)	U2CRT (1)		11/16"
	YAV2CL2TC14FX90	518443					3				1.15 [29]		1.60 [41]															
	YAV2CL2TC14E1FX	518626					1						2.63 [67]															
	YAV2CL2TC14E1FX45	25014657	1/4 [M6]				2	.68 [17]	1.00 [25]		1.04 [26]	.27 [7]	2.60 [66]	.31 [8]														
	YAV2CL2TC14E1FX90	001380					3				1.15 [29]		1.98 [50]															
	YAV2CL2TC14E2FX	518444					1						2.38 [60]															
	YAV2CL2TC14E2FX45	10016253	1/4 [M6]				2	.68 [17]	.75 [19]		1.04 [26]	.27 [7]	2.34 [59]	.31 [8]														
	YAV2CL2TC14E2FX90	25018965					3				1.15 [29]		1.73 [44]															
	YAV2CL2TC38FX	518445					1						2.82 [72]															
	YAV2CL2TC38FX45	518446	3/8 [M10]				2	.68 [17]	1.00 [25]		1.04 [26]	.40 [10]	2.78 [71]	.41 [10]														
	YAV2CL2TC38FX90	518447					3				1.15 [29]		2.17 [55]															
	YAV2CL2TC516FX	002689					1						2.71 [69]															
	YAV2CL2TC516FX45	26002575	5/16 [M8]				2	.68 [17]	1.00 [25]		1.04 [26]	.33 [8]	2.70 [69]	.34 [9]														
	YAV2CL2TC516FX90	26002017					3				1.15 [29]		2.04 [52]															
	YAV2CL2NTCFX	518637					1						4.07 [103]															
	YAV2CL2NTCFX45	10016252	1/2 [M12]				2	.83 [21]	1.75 [44]		1.03 [26]	.56 [14]	3.93 [100]	.62 [16]														
	YAV2CL2NTCFX90	26001303					3				1.11 [28]		3.34 [85]															
	YAV2CL2NT10FX	518632	#10 [M5]				1	.48 [12]	.63 [16]			.21 [5]	2.14 [54]	.25 [6]														
	YAV2CL2NT10E2FX	50055351							.75 [19]				2.26 [57]															
	YAV2CL2NT10FX90	10043232	#10 [M5]				3	.48 [12]	.63 [16]	1.15 [29]	.21 [5]	1.48 [38]	.25 [6]															
	YAV2CL2NT14FX	26001625					1	.48 [12]	.63 [16]		.27 [7]	2.26 [57]	.31 [8]															
	YAV2CL2NT14FX45	50004389	1/4 [M6]				2	.48 [12]	.63 [16]	1.04 [26]	.27 [7]	2.22 [56]	.31 [8]															
	YAV2CL2NT14FX90	10088711					3	.48 [12]	.63 [16]	1.15 [29]	.27 [7]	1.60 [41]	.31 [8]															
	YAV2CL2NT14E1FX	10019369	1/4 [M6]				1	.48 [12]	1.00 [25]		.27 [7]	2.63 [67]	.31 [8]															
	YAV2CL2TC10FX	10030369		#2 WELD 125/24 150/24	#2 AWG	60	1						2.14 [54]															
	YAV2CL2TC10FX45	10030413	#10 [M5]				2	.63 [16]	.68 [17]	.63 [16]	1.04 [26]	.21 [5]	2.09 [53]	.25 [6]	.46 [12]	.10 [3]	.27 [7]	10	BROWN	W2CRT X2CRT W2CVT (1)	X2CRT W2CVT (1)	(2 CRIMP)	W2CRT X2CRT W2CVT (1)	U2CRT (1)	U2CRT (1)	U2CRT (1)		11/16"
	YAV2CL2TC10FX90	10030414					3				1.15 [29]		1.48 [38]															

SEE SHEET 1 OF 19 FOR NOTES

TO ORDER BURNDY® PRODUCTS CALL  
 UNITED STATES  
 1-800-346-4175 (LONDONDERRY, NH)  
 CANADA:  
 1-800-361-6975 (QUEBEC)  
 1-800-387-6487 (ALL OTHER PROVINCES)  
 FOR PRODUCT INFO: <http://www.burndy.com>

HYLUG™	
ITEM NO:	(TABLE)
CAT. NO:	YAV2CL-2TC-FX- (TABLE)
DRAWN BY:	D.FILLION 12/04/92
CHECKER:	K.HENRY 12/10/92
DSN APPVL:	C.PALAGI 12/14/92
MFG APPVL:	N/A --
QA APPVL:	A.LLOYD 12/14/92
MKT APPVL:	T.NELSON 12/14/92
PROD FAM:	--
PROJECT #:	--
DOCUMENT TYPE:	Sales
REL LEVEL:	Released

SCALE: NTS

DRAWING NO	REV
SE208119	U

SHEET 5 OF 19

REV	DATE	DESCRIPTION	ECO	BY	C.H.K.
U	04/24/2017 11:05:00 AM	FOCUS REQUEST FPNI704064	46572	CV	MB

D	CATALOG NO.	CONDUCTOR			BOLT SIZE	FIG. NO.	DIMENSIONS									INSTALLATION TOOLING (# CRIMPS)											
		FLEX	CODE (AWG)	NAVY 5			B	C	E	H	K	L	N	O.D.	T REF.	Z MIN.	DIE INDEX	COLOR CODE	MECHANICAL		HYDRAULIC			DIELESS (# CRIMPS)	WIRE STRIP LENGTH		
																			MD7-34R	OUR840	BCT500 Y500CT PAT600	Y35, BAT35 BAT750, Y39 Y750, PAT750	Y46 4			Y45 3	
	YAVICL2NT14FX	#1 WELD 175/24 225/24	#1 AWG	75	1/4 [M6]	1	.62 [16]	.50 [13] MAX	.63 [16]	--	.27 [7]	2.28 [58]	.31 [8]	.51 [13]	.12 [3]	.34 [9]	11 OR 375	GREEN	WICRT XICRT WICVT (1)	XICRT WICVT (1)	WICRT XICRT WICVT (1)	UICRT-1 (1)	UICRT-1 (1)	UICRT-1 (1)		11/16"	
	YAVICL2NT14FX45					2				1.10 [28]		2.28 [58]															
	YAVICL2NT14FX90					3				1.20 [30]		1.64 [42]															
	YAVICL2TC14FX				1/4 [M6]	1	.75 [19]			--	.27 [7]	2.28 [58]	.31 [8]														
	YAVICL2TC14FX45					2				1.10 [28]		2.28 [58]															
	YAVICL2TC14FX90					3				1.20 [30]		1.64 [42]															
	YAVICL2TC14E2FX				1/4 [M6]	1				--	.27 [7]	2.41 [61]	.31 [8]														
	YAVICL2TC14E2FX45					2				1.10 [28]		2.40 [61]															
	YAVICL2TC14E2FX90					3				1.20 [30]		1.76 [45]															
	YAVICL2TC14E1FX				1/4 [M6]	1				--	.27 [7]	2.65 [67]	.31 [8]														
	YAVICL2TC14E1FX45					2				1.10 [28]		2.64 [67]															
	YAVICL2TC14E1FX90					3				1.20 [30]		2.00 [51]															
	YAVICL2TC516FX				5/16 [M8]	1				--	.41 [10]	2.72 [69]	.34 [9]														
	YAVICL2TC516FX45					2				1.10 [28]		2.71 [69]															
	YAVICL2TC516FX90					3				1.20 [30]		2.08 [53]															
	YAVICL2TC38FX				3/8 [M10]	1				--	.41 [10]	2.85 [72]	.41 [10]														
	YAVICL2TC38FX45					2				1.10 [28]		2.84 [72]															
	YAVICL2TC38FX90					3				1.20 [30]		2.20 [56]															
	YAVICL2TC38E10FX				3/8 [M10]	1				--	.41 [10]	3.10 [79]	.41 [10]														
	YAVICL2TC38E10FX45					2				1.10 [28]		3.09 [78]															
	YAVICL2TC38E10FX90					3				1.20 [30]		2.45 [62]															
	YAVICL2NTCFX				1/2 [M12]	1				--	.56 [14]	4.04 [103]	.62 [16]														
	YAVICL2NTCFX45	#1 WELD 175/24 225/24	#1 AWG	75		2	.62 [16]	.83 [21]	1.75 [44]	1.09 [28]	.56 [14]	4.00 [102]		.51 [13]	.11 [3]	.65 [17]	11 OR 375	GREEN	WICRT XICRT WICVT (1)	XICRT WICVT (1)	WICRT XICRT WICVT (1)	UICRT-1 (1)	UICRT-1 (1)	UICRT-1 (1)		11/16"	
	YAVICL2NTCFX90					3				1.18 [30]		3.38 [86]															

SEE SHEET 1 OF 19 FOR NOTES

TO ORDER BURNDY® PRODUCTS CALL		HYLUG™	
UNITED STATES 1-800-346-4175 (LONDONDERRY, NH)		ITEM NO: N/A	
CANADA: 1-800-361-6975 (QUEBEC) 1-800-387-6487 (ALL OTHER PROVINCES)		CAT. NO: YAVICL-2-TC-FX- (TABLE)	
FOR PRODUCT INFO: <a href="http://www.burndy.com">http://www.burndy.com</a>		DRAWN BY: D.FILLION 12/04/92	
		CHECKER: K.HENRY 12/10/92	
		DSN APPVL: C.PALAGI 12/14/92	
		MFG APPVL: N/A --	
		QA APPVL: A.LLOYD 12/24/92	
		MKT APPVL: T.NELSON 12/14/92	
		SCALE: NTS	
		DRAWING NO: SE208119	
		REV: U	
		SHEET 6 OF 19	

REV	DATE	DESCRIPTION	ECO	BY	C'H'K.
U	04/24/2017 11:05:00 AM	FOCUS REQUEST FPN1704064	46572	CV	MB

D	CATALOG NO.	FIG. NO.	CONDUCTOR			BOLT SIZE	DIMENSIONS									INSTALLATION TOOLING (# OF CRIMPS)											
			FLEX	CODE (AWG)	NAVY 5		B	C	E	H	K	L	N	O.D.	T REF.	Z MIN.	DIE INDEX	COLOR CODE	MECHANICAL		HYDRAULIC			DIELESS (# CRIMPS)	WIRE STRIP LENGTH		
																			MD7-34R	OUR840	BCT500 Y500CT	Y35, Y39, Y750, BAT35, BAT750, PAT750	Y46 4			Y45 3	
	YAV25L2NT14FX	1	1/0 WELD 275/24	1/0 AWG	100	.69 [18]	.64 [16]	--	--	.27	2.39 [61]	.56 [14]	.12 [3]		12 OR 348	PINK	W25RT X25RT W25VT (2)	X25RT W25VT (2)	W25RT X25RT W25VT (2)	U25RT UR4204WE (1)	U25RT UR4204WE (1)	U25RT UR4204WE (1)		11/16"			
	YAV25L2TC14FX	1				.83 [21]	.63 [16]	--	2.39 [61]		.31 [8]		.34 [9]														
	YAV25L2TC14FX45	2					1.20 [31]	--	2.35 [60]																		
	YAV25L2TC14FX90	3					1.31 [33]	--	1.66 [42]																		
	YAV25L2TC14E2FX	1					--	--	2.51 [64]																		
	YAV25L2TC14E2FX45	2					1.20 [31]	--	2.47 [63]		.27 [7]	.31 [8]															
	YAV25L2TC14E2FX90	3					1.31 [33]	--	1.79 [45]				.34 [9]														
	YAV25L2TC516E2FX	1					--	--	2.57 [65]																		
	YAV25L2TC516E2FX45	2					1.20 [31]	--	2.53 [64]		.27 [7]	.31 [8]															
	YAV25L2TC516E2FX90	3					1.31 [33]	--	1.85 [47]				.34 [9]														
C	YAV25L2TC516E6FX	1					--	--	2.70 [69]																		
	YAV25L2TC516E6FX45	2					1.20 [31]	--	2.66 [68]		.33 [8]	.34 [9]															
	YAV25L2TC516E6FX90	3					1.31 [33]	--	1.98 [50]				.36 [9]														
	YAV25L2TC516FX	1					--	--	2.82 [72]																		
	YAV25L2TC516FX45	2					1.20 [31]	--	2.78 [71]		.33 [8]	.34 [9]															
	YAV25L2TC516FX90	3					1.31 [33]	--	2.10 [53]				.36 [9]														
	YAV25L2TC38FX	1					--	--	2.95 [75]																		
	YAV25L2TC38FX45	2					1.20 [31]	--	2.91 [74]		.40 [10]	.41 [10]															
	YAV25L2TC38FX90	3					1.31 [33]	--	2.23 [57]				.43 [11]														
	YAV25L2NTCFX	1		--	--	4.14 [105]																					
	YAV25L2NTCFX45	2		1.20 [31]	--	4.10 [104]		.56 [14]	.63 [16]																		
	YAV25L2NTCFX90	3		1.31 [33]	--	3.41 [87]				.66 [17]																	
B	YAV25L2TC12E1FX	1		--	--	3.20 [81]																					
	YAV25L2TC12E1FX45	2		1.20 [31]	--	3.16 [80]		.53 [13]	.53 [13]																		
	YAV25L2TC12E1FX90	3		1.31 [33]	--	2.48 [63]				.56 [14]																	
	YAV25L2TC14E1FX	1		--	--	2.76 [70]																					
	YAV25L2TC14E1FX45	2		1.20 [31]	--	2.72 [69]		.27 [7]	.31 [8]																		
	YAV25L2TC14E1FX90	3		1.31 [33]	--	2.04 [52]				.34 [9]																	
	YAV25L2NT14E1FX	1		--	--	2.76 [70]																					
	YAV25L2NT14E1FX45	2	1/0 WELD 275/24	1/0 AWG	100	.69 [18]	.64 [16]	1.00 [25]	.27 [7]	.31 [8]		.56 [14]	.12 [3]		12 OR 348	PINK	W25RT X25RT W25VT (2)	X25RT W25VT (2)	W25RT X25RT W25VT (2)	U25RT UR4204WE (1)	U25RT UR4204WE (1)	U25RT UR4204WE (1)		11/16"			
	YAV25L2NT14E1FX90	3																									




REV: PEO200

SEE SHEET 1 OF 19 FOR NOTES & VIEWS

TO ORDER BURNDY® PRODUCTS CALL		HYLUG™	
UNITED STATES 1-800-346-4175 (LONDONDERRY, NH)		ITEM NO: N/A	
CANADA: 1-800-361-6975 (QUEBEC) 1-800-387-6487 (ALL OTHER PROVINCES)		CAT. NO: YAV25L- 2--- (TABLE)	
FOR PRODUCT INFO: <a href="http://www.burndy.com">http://www.burndy.com</a>		DRAWN BY: D.FILLION 12/07/92	
		CHECKER: K.HENRY 12/10/92	
		DSN APPVL: C.PALAGI 12/14/92	
		MFG APPVL: N/A --	
		QA APPVL: A.LLOYD 12/14/92	
		MKT APPVL: --	
		PROD FAM: --	
		DRAWING NO: REV	
		PROJECT #: --	
		DOCUMENT TYPE: Sales	
		REL LEVEL: Released	
		SCALE: NTS	
		SHEET 7 OF 19	



REV	DATE	DESCRIPTION	ECO	BY	CHK.
U	04/24/2017 11:05:00 AM	FOCUS REQUEST FPN1704064	46572	CV	MB

D	CATALOG NO.	CONDUCTOR			BOLT SIZE	FIG. NO.	DIMENSIONS								INSTALLATION TOOLING (# OF CRIMPS)							DIE INDEX	COLOR CODE	WIRE STRIP LENGTH								
		FLEX	CODE (AWG)	NAVY 			B	C	E	H	K	L	N	O.D.	T REF.	Z MIN.	MECHANICAL RATCHET		HYDRAULIC						DIELESS (# CRIMPS)							
																	MD7-34R MD6	OUR840	Y500CT PAT600	Y750, Y35 Y39 PAT750	Y46 PAT46 					Y45 						
C	YAV26L2NT14FX	2/0 WELD 325/24	2/0 AWG	125	1/4	1	.81 [21]	.76 [19]	--		2.56 [65]		.63 [16]	.13 [3]		.34 [9]	13	BLACK	W26RT X26RT W26VT (2)	X26RT W26VT (2)	W26RT X26RT W26VT (2)	U26RT UR5184WE (1)	U26RT UR5184WE (1)	U26RT UR5184WE (1)		13/16"						
	YAV26L2TC14FX					1	.93 [24]	.63 [16]	--		.27 [7]	2.56 [65]	.31 [8]																			
	YAV26L2TC14FX45					2			1.38 [35]			2.49 [63]																				
	YAV26L2TC14FX90					3			1.49 [38]			1.70 [43]																				
	YAV26L2TC14E1FX					1			1.00 [25]		.27 [7]	2.93 [74]	.31 [8]																			
	YAV26L2TC14E2FX					1						2.68 [68]																				
	YAV26L2TC14E2FX45					2			.75 [19]		.27 [7]	2.61 [66]	.31 [8]																			
	YAV26L2TC14E2FX90					3			1.49 [38]			1.83 [46]																				
	YAV26L2TC516FX					5/16			1/4	1				2.99 [76]																		
	YAV26L2TC516FX45									2	.93 [24]	1.00 [25]	1.38 [35]	.33 [8]	2.93 [74]	.34 [9]																
	YAV26L2TC516FX90	3			1.49 [38]							2.14 [54]																				
	YAV26L2NT38FX	2/0 WELD 325/24	2/0 AWG	125	3/8	1				3.23 [82]																						
	YAV26L2NT38FX45					2	.63 [16]	1.00 [25]	1.45 [37]	.41 [10]	3.13 [80]	.41 [10]																				
	YAV26L2NT38FX90					3			1.70 [43]			2.26 [57]																				
	YAV26L2TC38FX					1			.93 [24]			3.12 [79]																				
	YAV26L2TC38FX45					2					.41 [10]	3.05 [77]	.41 [10]																			
	YAV26L2TC38FX90					3						2.26 [58]																				
B	YAV26L2TC12E1FX	2/0 WELD 325/24	2/0 AWG	125	1/2	1				3.37 [86]																						
	YAV26L2TC12E1FX45					2			1.00 [25]		.53 [13]	3.30 [84]	.53 [13]																			
	YAV26L2TC12E1FX90					3			1.49 [38]			2.51 [64]																				
	YAV26L2NTCFX					1						4.31 [109]																				
	YAV26L2NTCFX45					2			1.75 [44]		.56 [14]	4.24 [108]	.63 [16]																			
	YAV26L2NTCFX90					3						3.45 [88]																				
A	YAV26L2TC38E10FX	2/0 WELD 325/24	2/0 AWG	125	3/8	1	.81 [21]	.93 [24]	1.25 [32]	--	.41 [10]	3.37 [86]	.41 [10]	.63 [16]	.13 [3]	.42 [11]	13	BLACK	W26RT X26RT W26VT (2)	X26RT W26VT (2)	W26RT X26RT W26VT (2)	U26RT UR5184WE (1)	U26RT UR5184WE (1)	U26RT UR5184WE (1)		13/16"						

MECHANICAL:  
MY29-11 (1)

HYDRAULIC:  
Y644M (1)  
PAT644 (1)  
Y81KFT (1)  
PAT81KFT (1)  
Y4PC834 (1)  
PAT4PC834 (1)


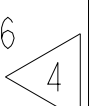

SEE SHEET 1 OF 19 FOR NOTES

TO ORDER BURNDY® PRODUCTS CALL		HYLUG™	
UNITED STATES 1-800-346-4175 (LONDONDERRY, NH)		ITEM NO: N/A	
CANADA: 1-800-361-6975 (QUEBEC) 1-800-387-6487 (ALL OTHER PROVINCES)		CAT. NO: YAV26L-2-TC-FX	
FOR PRODUCT INFO: <a href="http://www.burndy.com">http://www.burndy.com</a>		DRAWN BY: D.FILLION 12/7/92	
		CHECKER: K.HENRY 12/10/92	
		DSN APPVL: C.PALAGI 12/14/92	
		MFG APPVL: N/A --	
		QA APPVL: A.LLOYD 12/14/92	
		MKT APPVL: T.NELSON 12/14/92	
		SCALE: NTS	
		PROD FAM: --	
		DRAWING NO	
		REV	
		PROJECT #: --	
		SIZE	
		DOCUMENT TYPE: Sales	
		REL LEVEL: Released	
		SE208119	
		U	
		SHEET 8 OF 19	

REV: PEO200



REV	DATE	DESCRIPTION	ECO	BY	C'H'K.
U	04/24/2017 11:05:00 AM	FOCUS REQUEST FPN1704064	46572	CV	MB

CATALOG NO.	CONDUCTOR			BOLT SIZE	FIG. NO.	DIMENSIONS									INSTALLATION TOOLING (# OF CRIMPS)										
	FLEX	CODE (AWG)	NAVY 			B	C	E	H	K	L	N	O.D.	T REF.	Z MIN.	DIE INDEX	COLOR CODE	MECHANICAL			HYDRAULIC			DIELESS (# CRIMPS)	WIRE STRIP LENGTH
																		MD7-34R	OUR840	BCT500 Y500CT	Y35, Y39, Y750 BAT35, BAT750	Y46 	Y45 		
YAV27L2TC14FX	3/0 WELD 450/24	3/0 AWG	150	1.00 [25]	1.03 [26]	.63 [16]	--	.27 [7]	2.79 [71]	.31 [8]	.70 [18]	.14 [4]	.34 [9]	14	ORANGE	W27RT (2)	X27RT (3)	W27RT (2)	U27RT (1)	U27RT (1)	U27RT (1)	MECHANICAL: MY29-11 (1)  HYDRAULIC: Y644M (1) BAT644M (1)	1"		
YAV27L2TC14FX45							1.59 [40]		2.67 [67]							2.91 [74]	2.80 [71]	2.91 [74]	2.80 [71]	2.91 [74]	2.80 [71]			2.91 [74]	
YAV27L2TC14FX90							1.74 [44]		1.74 [44]							1.74 [44]	1.74 [44]	1.74 [44]	1.74 [44]	1.74 [44]	1.74 [44]			1.74 [44]	
YAV27L2TC14E2FX							--		2.91 [74]							2.91 [74]	2.91 [74]	2.91 [74]	2.91 [74]	2.91 [74]	2.91 [74]			2.91 [74]	
YAV27L2TC14E2FX45							.75 [19]		2.80 [71]							2.80 [71]	2.80 [71]	2.80 [71]	2.80 [71]	2.80 [71]	2.80 [71]			2.80 [71]	
YAV27L2TC14E2FX90							1.74 [44]		1.86 [47]							1.86 [47]	1.86 [47]	1.86 [47]	1.86 [47]	1.86 [47]	1.86 [47]			1.86 [47]	
YAV27L2TC516FX							--		3.22 [82]							3.22 [82]	3.22 [82]	3.22 [82]	3.22 [82]	3.22 [82]	3.22 [82]			3.22 [82]	
YAV27L2TC516FX45							1.00 [25]		3.11 [79]							3.11 [79]	3.11 [79]	3.11 [79]	3.11 [79]	3.11 [79]	3.11 [79]			3.11 [79]	
YAV27L2TC516FX90							1.74 [44]		2.18 [55]							2.18 [55]	2.18 [55]	2.18 [55]	2.18 [55]	2.18 [55]	2.18 [55]			2.18 [55]	
YAV27L2TC38FX							--		3.35 [85]							3.35 [85]	3.35 [85]	3.35 [85]	3.35 [85]	3.35 [85]	3.35 [85]			3.35 [85]	
YAV27L2TC38FX45							1.00 [25]		3.23 [82]							3.23 [82]	3.23 [82]	3.23 [82]	3.23 [82]	3.23 [82]	3.23 [82]			3.23 [82]	
YAV27L2TC38FX90							1.74 [44]		2.30 [58]							2.30 [58]	2.30 [58]	2.30 [58]	2.30 [58]	2.30 [58]	2.30 [58]			2.30 [58]	
YAV27L2TC38E16FX							--		4.10 [104]							4.10 [104]	4.10 [104]	4.10 [104]	4.10 [104]	4.10 [104]	4.10 [104]			4.10 [104]	
YAV27L2TC38E16FX45							1.75 [44]		3.98 [101]							3.98 [101]	3.98 [101]	3.98 [101]	3.98 [101]	3.98 [101]	3.98 [101]			3.98 [101]	
YAV27L2TC38E16FX90							1.03 [26]		3.05 [77]							3.05 [77]	3.05 [77]	3.05 [77]	3.05 [77]	3.05 [77]	3.05 [77]			3.05 [77]	
YAV27L2NT14FX	3/0 WELD 450/24	3/0 AWG	150	1.00 [25]	1.03 [26]	.63 [16]	--	.27 [7]	2.79 [71]	.31 [8]	.70 [18]	.14 [4]	.34 [9]	14	ORANGE	W27RT (2)	X27RT (3)	W27RT (2)	U27RT (1)	U27RT (1)	U27RT (1)	MECHANICAL: MY29-11 (1)  HYDRAULIC: Y644M (1) BAT644M (1)	1"		
YAV27L2NTCFX							4.54 [115]		4.42 [112]							4.42 [112]	4.42 [112]	4.42 [112]	4.42 [112]	4.42 [112]	4.42 [112]			4.42 [112]	
YAV27L2NTCFX45							1.59 [40]		1.74 [44]							1.74 [44]	1.74 [44]	1.74 [44]	1.74 [44]	1.74 [44]	1.74 [44]			1.74 [44]	
YAV27L2NTCFX90							1.74 [44]		3.49 [89]							3.49 [89]	3.49 [89]	3.49 [89]	3.49 [89]	3.49 [89]	3.49 [89]			3.49 [89]	
YAV27L2NTC516FX							--		3.97 [101]							3.97 [101]	3.97 [101]	3.97 [101]	3.97 [101]	3.97 [101]	3.97 [101]			3.97 [101]	
YAV27L2NTC516FX45							1.00 [25]		3.86 [98]							3.86 [98]	3.86 [98]	3.86 [98]	3.86 [98]	3.86 [98]	3.86 [98]			3.86 [98]	
YAV27L2NTC516FX90							1.74 [44]		2.93 [74]							2.93 [74]	2.93 [74]	2.93 [74]	2.93 [74]	2.93 [74]	2.93 [74]			2.93 [74]	

SEE SHEET 1 OF 19 FOR NOTES

TO ORDER BURNDY® PRODUCTS CALL		HYLUG™	
UNITED STATES		ITEM NO: N/A	
1-800-346-4175 (LONDONDERRY, NH)		CAT. NO: YAV27L-2-TC-FX (TABLE)	
CANADA:		DRAWN BY: D.FILLION 12/07/92	
1-800-361-6975 (QUEBEC)		CHECKER: K.HENRY 12/10/92	
1-800-387-6487 (ALL OTHER PROVINCES)		DSN APPVL: C.PALAGI 12/14/92	
FOR PRODUCT INFO: <a href="http://www.burndy.com">http://www.burndy.com</a>		MFG APPVL: N/A --	
		QA APPVL: A.LLOYD 12/14/92	
		MKT APPVL: -- --	
		SCALE: NTS	
		PROD FAM: --	
		DRAWING NO	
		REV	
		PROJECT #: --	
		SIZE	
		DOCUMENT TYPE: Sales	
		REL LEVEL: Released	
		SE208119	
		SHEET 9 OF 19	
		U	

REV: PEO200

REV	DATE	DESCRIPTION	ECO	BY	C.H.K.
U	04/24/2017 11:05:00 AM	FOCUS REQUEST FPN1704064	46572	CV	MB

D	CATALOG NO.	FIG. NO.	CONDUCTOR			BOLT SIZE	DIMENSIONS								INSTALLATION TOOLING (# CRIMPS)															
			FLEX	CODE (AWG)	NAVY 5		B	C	E	H	K	L	N	O.D.	T REF.	Z MIN.	DIE INDEX	COLOR CODE	MECHANICAL RATCHET		HYDRAULIC			DIELESS (# CRIMPS)	WIRE STRIP LENGTH					
																			MD7-34R	OUR840	Y750, Y35 Y39	Y46 4	Y45 3							
	YAV28L2TC14FX	1	4/0 WELD 550/24	4/0 AWG	200	1/4	1.03 [26]	1.14 [29]	.63 [16]	-	.27 [7]	2.86 [73]	.31 [8]	.77 [20]	.15 [4]	.34 [9]	15	PURPLE	W28RT (2) X28RT (3) W28VT (2)	X28RT (3) W28VT (2)	U28RT UR4205WE (1)	U28RT UR4205WE (1)	U28RT UR4205WE (1)	MECHANICAL: MY29-11 (1) HYDRAULIC: Y644M (1)	1-1/16"					
	YAV28L2TC14FX45	2																												
	YAV28L2TC14FX90	3																												
	YAV28L2TC14E2FX	1																												
	YAV28L2TC14E2FX45	2																												
	YAV28L2TC14E2FX90	3																												
	YAV28L2TC516FX	1																												
	YAV28L2TC516FX45	2																												
	YAV28L2TC516FX90	3																												
C	YAV28L2TC38FX	1																												
	YAV28L2TC38FX45	2																												
	YAV28L2TC38FX90	3																												
	YAV28L2NT38FX	1																												
	YAV28L2NT38FX45	2																												
	YAV28L2NT38FX90	3																												
	YAV28L2NTC38FX	1																												
	YAV28L2NTC38FX45	2																												
	YAV28L2NTC38FX90	3																												
	YAV28L2TC12E1FX	1																												
	YAV28L2TC12E1FX45	2																												
	YAV28L2TC12E1FX90	3																												
	YAV28L2TC12FX	1																												
	YAV28L2TC12FX45	2																												
	YAV28L2TC12FX90	3																												
	YAV28L2NTCFX	1																												
	YAV28L2NTCFX45	2																												
	YAV28L2NTCFX90	3																												
	YAV28L2ENTI4FX	1																												
	YAV28L2ENTI4FX45	2																												
	YAV28L2ENTI4FX90	3	4/0 WELD 550/24	4/0 AWG	200	1/4	1.03 [26]	.76 [19]	.63 [16]	1.70 [43] 1.83 [47]	.27 [7]	2.74 [70] 1.78 [45]	.31 [8]	.77 [20]	.15 [4]	.34 [9]	15	PURPLE	W28RT (2) X28RT (3) W28VT (2)	X28RT (3) W28VT (2)	U28RT UR4205WE (1)	U28RT UR4205WE (1)	U28RT UR4205WE (1)	MECHANICAL: MY29-11 (1) HYDRAULIC: Y644M (1)	1-1/16"					

REV: PEO200	SEE SHEET 1 OF 19 FOR NOTES	TO ORDER BURNDY® PRODUCTS CALL		HYLUG™	
		UNITED STATES		ITEM NO: N/A	
		1-800-346-4175 (LONDONDERRY, NH)		CAT. NO: YAV28L-2-TC-FX	
		CANADA:		DRAWN BY: D.FILLION 12/07/92	
		1-800-361-6975 (QUEBEC)		CHECKER: K.HENRY 12/10/92	
1-800-387-6487 (ALL OTHER PROVINCES)		DSN APPVL: C.PALAGI 12/14/92			
FOR PRODUCT INFO: <a href="http://www.burndy.com">http://www.burndy.com</a>		MFG APPVL: N/A --			
		QA APPVL: A.LLOYD 12/14/92			
		MKT APPVL: --			
		PROD FAM: --		SCALE: NTS	
		PROJECT #: --		DRAWING NO: REV	
		DOCUMENT TYPE: Sales		SE208119	
		REL LEVEL: Released		SHEET 10 OF 19	

REV	DATE	DESCRIPTION	ECO	BY	C.H.K.
U	04/24/2017 11:05:00 AM	FOCUS REQUEST FPN1704064	46572	CV	MB

D

D

C

C

B

B

A

A

CATALOG NO.	FIG. NO.	CONDUCTOR			BOLT SIZE	DIMENSIONS									BURNDY® INSTALLATION TOOLING (# CRIMPS)																
		FLEX	CODE (AWG)	NAVY		B	C	E	H	K	L	N	O.D.	T REF.	Z MIN.	DIE INDEX	COLOR CODE	MECHANICAL	HYDRAULIC				DIELESS (# CRIMPS)	WIRE STRIP LENGTH							
																		MD7-34R	Y500CT PAT600	Y750, Y35 Y39, PAT750	Y46	Y45									
YA30L2TC516FX	1	250 FLEX CLASS G: 259 STR CLASS H: 427 STR	--	--	5/16	1.03 [26]	1.20 [30]	1.00 [25]	--	3.32 [84]	.34 [9]	.81 [21]	.16 [4]	.35 [9]	16	YELLOW	W29VT (2)	W29VT (1)	U29RT (1)	U29RT (1)	U29RT (1)	HYDRAULIC: Y644M (1) BAT644M (1) PAT644M (1) Y81KFT (1) PAT81KFT (1)	1-1/16"								
YA30L2TC516FX45	2					1.75 [44]			.33 [8]															3.23 [82]							
YA30L2TC516FX90	3					1.89 [48]			2.25 [57]																						
YA30L2NT38FX	1					4/0 FLEX CLASS I, 532 STR CLASS K, 2107 STR CLASS M, 5320 STR DLO, 550/24	--		3/8	.960 [24]														1.20 [30]	1.00 [25]	--	3.45 [88]	.41 [10]	.41 [10]	.43 [11]	
YA30L2TC38FX	1									1.25 [32]																--					3.70 [94]
YA30L2TC38FX45	2																														
YA30L2TC38FX90	3				1.89 [48]			2.37 [60]																							
YA30L2TC38E10FX	1				250 FLEX CLASS G: 259 STR CLASS H: 427 STR			--		1/2	1.25 [32]	1.06 [27]	1.00 [25]	--	3.51 [89]	.53 [13]	.53 [13]	.56 [14]													
YA30L2TC38E5FX	1													1.75 [44]					.41 [10]	3.42 [87]											
YA30L2TC38E5FX45	2					1.89 [48]	2.43 [62]																								
YA30L2TC38E5FX90	3					1.25 [32]	--		3.95 [100]																						
YA30L2TC12FX	1										1.75 [44]			.56 [14]	4.55 [116]																
YA30L2TC12FX45	2	1.89 [48]	2.87 [73]																												
YA30L2TC12FX90	3	1.03 [26]	1.20 [30]	1.75 [44]	.63 [16]	.81 [21]	.16 [4]	.65 [17]																							
YA30L2NTCFX	1								4/0 FLEX CLASS I, 532 STR CLASS K, 2107 STR CLASS M, 5320 STR DLO, 550/24	--	1/2	4.63 [118]																			
YA30L2NTCFX45	2												1.75 [44]	.56 [14]	4.55 [116]																
YA30L2NTCFX90	3	1.89 [48]	3.56 [90]																												


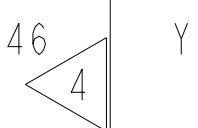
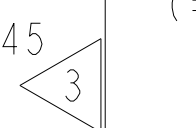
SEE SHEET 1 OF 19 FOR NOTES

TO ORDER BURNDY® PRODUCTS CALL		HYLUG™	
UNITED STATES 1-800-346-4175 (LONDONDERRY, NH)		ITEM NO: N/A	
CANADA: 1-800-361-6975 (QUEBEC) 1-800-387-6487 (ALL OTHER PROVINCES)		CAT. NO: YA30L-2TC-FX (TABLE)	
FOR PRODUCT INFO: <a href="http://www.burndy.com">http://www.burndy.com</a>		DRAWN BY: D.FILLION 12/07/82	
		CHECKER: K.HENRY 12/10/82	
		DSN APPVL: C.PALAGI 12/14/82	
		MFG APPVL: N/A --	
		QA APPVL: A.LLOYD 12/14/82	
		MKT APPVL: T.NELSON 12/14/82	
		SCALE: NTS	
		PROD FAM: --	
		DRAWING NO	
		REV	
		PROJECT #: --	
		SIZE	
		DOCUMENT TYPE: Sales	
		REL LEVEL: Released	
		SE208119	
		U	
		SHEET 11 OF 19	



REV: PEO200

REV	DATE	DESCRIPTION	ECO	BY	CHK.
U	04/24/2017 11:05:00 AM	FOCUS REQUEST FPN1704064	46572	CV	MB

D	CATALOG NO.	FIG. NO.	CONDUCTOR			BOLT SIZE	DIMENSIONS									INSTALLATION TOOLING (# CRIMPS)									
			FLEX	CODE (AWG)	NAVY 		B	C	E	H	K	L	N	O.D.	T REF.	Z MIN.	DIE INDEX	COLOR CODE	MECHANICAL		HYDRAULIC			DIELESS (# CRIMPS)	WIRE STRIP LENGTH
																			MD7-34R	BCT500 Y500CT	Y35, Y39 Y750 BAT750, PAT750	Y46 	Y45 		
	YA31L2NT38FX	1	250 FLEX 637/24 CLASS, I, K, M	--	--	3/8 [M10]	1.06 [27]	.96 [24]	1.00 [25]	--	.41 [10]	3.51 [89]	.41 [10]	.88 [22]	.18 [4]	.43 [11]	17 OR 298	WHITE	W30VT (2)	W30VT (2)	U30RT (2)	U30RT (2)	U30RT (2)	HYDRAULIC: Y644M (1) BAT644M (1)	1-1/8"
	YA31L2NT38FX45	2					1.85 [47]			3.43 [87]															
	YA31L2NT38FX90	3					1.98 [50]			2.41 [52]															
	YA31L2TC38FX	1							3.51 [89]																
	YA31L2TC38FX45	2					1.85 [47]		3.43 [87]																
	YA31L2TC38FX90	3					1.98 [50]		2.41 [52]																
	YA31L2NT38E16FX	1							4.26 [108]																
	YA31L2NT38E16FX45	2					1.85 [47]		4.18 [106]																
	YA31L2NT38E16FX90	3					1.98 [50]		3.16 [80]																
	YA31L2NTC38FX	1							4.26 [108]																
	YA31L2NTC38FX45	2					1.85 [47]		4.18 [106]																
	YA31L2NTC38FX90	3					1.98 [50]		3.16 [80]																
	YA31L2TC12FX	1							4.01 [102]																
	YA31L2TC12FX45	2					1.85 [47]	.53 [13]	3.93 [100]																
	YA31L2TC12FX90	3					1.98 [50]		2.91 [74]																
	YA31L2NTCFX	1			4.70 [119]																				
	YA31L2NTCFX45	2	1.85 [47]	.56 [14]	4.62 [112]																				
	YA31L2NTCFX90	3	1.98 [50]		3.60 [91]																				
			250 FLEX 637/24 CLASS, I, K, M	--	--	1/2 [M12]	1.06 [27]	1.29 [33]	1.75 [44]	--	.56 [14]	.63 [16]	.88 [22]	.18 [4]	.65 [17]	17 OR 298	WHITE	W30VT (2)	W30VT (2)	U30RT (2)	U30RT (2)	U30RT (2)		1-1/8"	

SEE SHEET 1 OF 19 FOR NOTES

TO ORDER BURNDY® PRODUCTS CALL

UNITED STATES  
1-800-346-4175 (LONDONDERRY, NH)

CANADA:  
1-800-361-6975 (QUEBEC)  
1-800-387-6487 (ALL OTHER PROVINCES)

FOR PRODUCT INFO: <http://www.burndy.com>

HYLUG™

ITEM NO: N/A

CAT. NO: YA31L-2-FX- (TABLE)

DRAWN BY: D.FILLION 12/07/92

CHECKER: K.HENRY 12/10/92

DSN APPVL: C.PALAGI 12/14/92

MFG APPVL: N/A --

QA APPVL: A.LLOYD 12/14/92

MKT APPVL: T.NELSON 12/14/92

PROD FAM: --

PROJECT #: --

DOCUMENT TYPE: Sales

REL LEVEL: Released

SCALE: NTS

DRAWING NO  
SE208119

REV  
U

SHEET 12 OF 19

REV: PEO200

REV	DATE	DESCRIPTION	ECO	BY	C.H.K.
U	04/24/2017 11:05:00 AM	FOCUS REQUEST FPN1704064	46572	CV	MB

D

D

C




C

B

B

A

A

CATALOG NO.	FIG. NO.	CONDUCTOR			BOLT SIZE	DIMENSIONS											BURNDY INSTALLATION TOOLING (# CRIMPS)							
		FLEX	CODE (AWG)	NAVY 		B	C	E	H	K	L	N	O.D.	T REF.	Z MIN.	DIE INDEX	COLOR CODE	MECHANICAL RATCHET	HYDRAULIC			DIELESS (# CRIMPS)	WIRE STRIP LENGTH	
																		MD7-34R	Y750 Y35 Y39	Y46 	Y45 			
YA32L2NTCFX	1	313.1 kcmil 775/24 (300 kcmil FLEX)	--	--	1/2	1.19 [30]	1.40 [36]	1.75 [44]	--	.56 [14]	4.88 [124]	.63 [16]	.95 [24]	.19 [5]	.65 [17]	18 OR 324	RED	W31VT (2)	U3IRT (2)	U3IRT (2)	U3IRT (2)	HYDRAULIC: Y644M (1)	1-1/4"	
YA32L2NTCFX45	2								2.03 [52]															3.64 [93]
YA32L2NTCFX90	3								2.19 [56]															
YA32L2TC38FX	1	313.1 kcmil 775/24 (300 kcmil FLEX)	--	--	3/8	1.19 [30]	1.40 [36]	1.00 [25]	.40 [10]	3.69 [94]	.41 [10]	.95 [24]	.19 [5]	.65 [17]	18 OR 324	RED	W31VT (2)	U3IRT (2)	U3IRT (2)	U3IRT (2)	HYDRAULIC: Y644M (1)	1-1/4"		
YA32L2TC38E2FX	1							.75 [19]															--	3.44 [87]
YA32L2TC38E10FX	1							1.25 [32]															2.03 [52]	3.59 [91]
YA32L2TC38FX45	2							1.00 [25]																
YA32L2TC38FX90	3	2.19 [56]																						

SEE SHEET 1 OF 19 FOR NOTES

TO ORDER BURNDY® PRODUCTS CALL		HYLUG™	
UNITED STATES 1-800-346-4175 (LONDONDERRY, NH)		ITEM NO: N/A	
CANADA: 1-800-361-6975 (QUEBEC) 1-800-387-6487 (ALL OTHER PROVINCES)		CAT. NO: YA32L-2NTC-FX- (TABLE)	
FOR PRODUCT INFO: <a href="http://www.burndy.com">http://www.burndy.com</a>		DRAWN BY: D.FILLION 12/07/92	
		CHECKER: K.HENRY 12/10/92	
		DSN APPVL: C.PALAGI 12/14/92	
		MFG APPVL: N/A --	
		QA APPVL: A.LLOYD 12/14/92	
		MKT APPVL: T.NELSON 12/14/92	
		SCALE: NTS	
		DRAWING NO	
		REV	
		PROJECT #: --	
		SIZE	
		DOCUMENT TYPE: Sales	
		REL LEVEL: Released	
		SE208119	
		SHEET 13 OF 19	
		U	

REV: PE0200

REV	DATE	DESCRIPTION	ECO	BY	C.H.K.
U	04/24/2017 11:05:00 AM	FOCUS REQUEST FPN1704064	46572	CV	MB

D	CATALOG NO.	FIG. NO.	CONDUCTOR			BOLT SIZE	DIMENSIONS									INSTALLATION TOOLING (# CRIMPS)							D																																																					
			FLEX	CODE (AWG)	NAVY 5		B	C	E	H	K	L	N	O.D.	T. REF.	Z. MIN.	DIE INDEX	COLOR CODE	MECHANICAL		HYDRAULIC			DIELESS (# CRIMPS)	WIRE STRIP LENGTH																																																			
																			MD7-34R	BCT500 Y500CT PAT600	Y750, Y35 Y39, BAT35 BAT750, PAT750	Y46 PAT46 4				Y45 3																																																		
	YA34L2TC14FX	1	373.7 kcmil 925/24 (350 kcmil FLEX)	--	--	1/4 [M6]	1.27 [32]	1.55 [39]	.62 [16]	--	.27 [7]	3.31 [84]	.31 [8]	1.06 [27]	.23 [6]	.32 [8]	19 OR 470	BLUE	W32VT (2)	W32VT (2) W32RT (2)	U32RT (2)	U32RT (2)	U32RT (2)	HYDRAULIC: Y644M (1) BAT644M (1) Y81KFT (2) PAT81KFT (2)	1-5/16"																																																			
	YA34L2TC14FX45	2					2.25 [57]			3.75 [95]		3.69 [94]														3.88 [99]	3.81 [97]	4.63 [118]	4.31 [109]	5.06 [129]																																														
	YA34L2TC14FX90	3					2.43 [62]			3.98 [95]		3.99 [94]														4.01 [10]	4.56 [116]	4.31 [109]	5.00 [127]																																															
	YA34L2TC516FX	1					1.55 [39]	1.00 [25]	--	.33 [8]	3.75 [95]	.34 [9]	1.06 [27]													.23 [6]	.32 [8]	19 OR 470	BLUE	W32VT (2)	W32VT (2) W32RT (2)	U32RT (2)	U32RT (2)	U32RT (2)	HYDRAULIC: Y644M (1) BAT644M (1) Y81KFT (2) PAT81KFT (2)	1-5/16"																																								
	YA34L2TC516FX45	2							2.25 [57]		3.69 [94]																										3.88 [99]	3.81 [97]	4.63 [118]	4.31 [109]	5.06 [129]																																			
	YA34L2TC516FX90	3							2.43 [62]		3.98 [95]																										3.99 [94]	4.01 [10]	4.56 [116]	4.31 [109]	5.00 [127]																																			
	YA34L2NT38FX	1					.96 [24]	1.00 [25]	--	.41 [10]	3.88 [99]	.41 [10]																									1.06 [27]	.23 [6]	.32 [8]	19 OR 470	BLUE	W32VT (2)	W32VT (2) W32RT (2)	U32RT (2)	U32RT (2)	U32RT (2)	HYDRAULIC: Y644M (1) BAT644M (1) Y81KFT (2) PAT81KFT (2)	1-5/16"																												
	YA34L2NT38FX45	2							2.25 [57]		3.81 [97]																																						3.88 [99]	3.81 [97]	4.63 [118]	4.31 [109]	5.06 [129]																							
	YA34L2NT38FX90	3							2.43 [62]		3.98 [95]																																						3.99 [94]	4.01 [10]	4.56 [116]	4.31 [109]	5.00 [127]																							
	YA34L2TC38FX	1					1.55 [39]	1.00 [25]	--	.41 [10]	3.88 [99]	.41 [10]																																					1.06 [27]	.23 [6]	.32 [8]	19 OR 470	BLUE	W32VT (2)	W32VT (2) W32RT (2)	U32RT (2)	U32RT (2)	U32RT (2)	HYDRAULIC: Y644M (1) BAT644M (1) Y81KFT (2) PAT81KFT (2)	1-5/16"																
	YA34L2TC38FX45	2							2.25 [57]		3.81 [97]																																																		3.88 [99]	3.81 [97]	4.63 [118]	4.31 [109]	5.06 [129]											
	YA34L2TC38FX90	3							2.43 [62]		3.98 [95]																																																		3.99 [94]	4.01 [10]	4.56 [116]	4.31 [109]	5.00 [127]											
	YA34L2NTC38FX	1					1.55 [39]	1.75 [44]	--	.41 [10]	4.63 [118]	.41 [10]																																																	1.06 [27]	.23 [6]	.32 [8]	19 OR 470	BLUE	W32VT (2)	W32VT (2) W32RT (2)	U32RT (2)	U32RT (2)	U32RT (2)	HYDRAULIC: Y644M (1) BAT644M (1) Y81KFT (2) PAT81KFT (2)	1-5/16"				
	YA34L2NTC38FX45	2							2.25 [57]		4.31 [109]																																																														4.31 [109]	4.31 [109]	5.06 [129]	5.00 [127]
	YA34L2NTC38FX90	3							2.43 [62]		4.63 [118]																																																														4.63 [118]	4.63 [118]	5.06 [129]	5.00 [127]
	YA34L2TC12FX	1	1.55 [39]	1.25 [32]	--	.53 [13]	4.38 [111]	.53 [13]	1.06 [27]	.23 [6]	.32 [8]	19 OR 470		BLUE	W32VT (2)	W32VT (2) W32RT (2)	U32RT (2)	U32RT (2)	U32RT (2)	HYDRAULIC: Y644M (1) BAT644M (1) Y81KFT (2) PAT81KFT (2)	1-5/16"																																																							
	YA34L2TC12FX45	2			2.25 [57]		4.31 [109]															4.31 [109]	4.31 [109]	5.06 [129]	5.00 [127]																																																			
	YA34L2TC12FX90	3			2.43 [62]		4.63 [118]															4.63 [118]	4.63 [118]	5.06 [129]	5.00 [127]																																																			
	YA34L2NTCFX	1	1.55 [39]	1.75 [44]	--	.56 [14]	5.06 [129]	.63 [16]					1.06 [27]									.23 [6]	.32 [8]	19 OR 470	BLUE	W32VT (2)	W32VT (2) W32RT (2)	U32RT (2)	U32RT (2)	U32RT (2)	HYDRAULIC: Y644M (1) BAT644M (1) Y81KFT (2) PAT81KFT (2)	1-5/16"																																												
	YA34L2NTCFX45	2			2.25 [57]		4.31 [109]																										4.31 [109]	4.31 [109]	5.06 [129]	5.00 [127]																																								
	YA34L2NTCFX90	3			2.43 [62]		4.63 [118]																										4.63 [118]	4.63 [118]	5.06 [129]	5.00 [127]																																								

SEE SHEET 1 OF 19 FOR NOTES

TO ORDER BURNDY® PRODUCTS CALL		HYLUG™	
UNITED STATES 1-800-346-4175 (LONDONDERRY, NH)		ITEM NO: N/A	
CANADA: 1-800-361-6975 (QUEBEC) 1-800-387-6487 (ALL OTHER PROVINCES)		CAT. NO: YA34L-2-TC-FX- (SEE TABLE)	
FOR PRODUCT INFO: <a href="http://www.burndy.com">http://www.burndy.com</a>		DRAWN BY: D.FILLION 12/07/92	
		CHECKER: K.HENRY 12/10/92	
		DSN APPVL: C.PALAGI 12/14/92	
		MFG APPVL: N/A --	
		QA APPVL: A.LLOYD 12/14/92	
		MKT APPVL: T.NELSON 12/14/92	
		SCALE: NTS	
		DRAWING NO: SE208119	
		REV: U	
		SHEET 14 OF 19	

REV	DATE	DESCRIPTION	ECO	BY	C.H.K.
U	04/24/2017 11:05:00 AM	FOCUS REQUEST FPNI T04064	46572	CV	MB

D

D

C


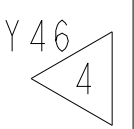
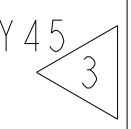
C

B

B

A

A



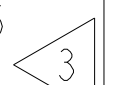
CATALOG NO.	FIG. NO.	CONDUCTOR			BOLT SIZE	DIMENSIONS										BURNDY INSTALLATION TOOLING (# CRIMPS)						
		FLEX	CODE (AWG)	NAVY 		B	C	E	H	K	L	N	O.D.	T REF.	Z MIN.	DIE INDEX	COLOR CODE	HYDRAULIC			DIELESS (# CRIMPS)	WIRE STRIP LENGTH
																		Y750 Y35 Y39	Y46 	Y45 		
YA36L2TC38FX	1	444.4 kcmil 1100/24 (450 kcmil FLEX)	--	--	3/8	1.38 [35]	1.74 [44]	1.00 [25]	--	.40 [10]	4.24 [108]	.50 [13]	1.19 [31]	.27 [7]	.53 [13]	20 OR 299	BROWN	U34RT (2)	U34RT (2)	U34RT (2)	HYDRAULIC: Y644M (1)	1-3/8"
YA36L2TC38FX45	2								2.48 [63]		4.21 [107]											
YA36L2TC38FX90	3								2.68 [68]		2.81 [71]											
YA36L2NTCFX	1	444.4 kcmil 1100/24 (450 kcmil FLEX)	--	--	1/2	1.38 [35]	1.74 [44]	1.75 [44]	--	.56 [14]	5.24 [133]	.63 [16]	1.19 [31]	.27 [7]	.65 [17]	20 OR 299	BROWN	U34RT (2)	U34RT (2)	U34RT (2)	HYDRAULIC: Y644M (1)	1-3/8"
YA36L2NTCFX45	2								2.48 [63]		5.21 [132]											
YA36L2NTCFX90	3								2.68 [68]		3.81 [97]											
YA36L2TC78E188FX	1	444.4 kcmil 1100/24 (450 kcmil FLEX)	--	--	7/8	1.38 [35]	1.74 [44]	1.88 [48]	--	.94 [24]	5.86 [149]	.88 [23]	1.19 [31]	.27 [7]	.89 [23]	20 OR 299	BROWN	U34RT (2)	U34RT (2)	U34RT (2)	HYDRAULIC: Y644M (1)	1-3/8"

SEE SHEET 1 OF 19 FOR NOTES

TO ORDER BURNDY® PRODUCTS CALL UNITED STATES 1-800-346-4175 (LONDONDERRY, NH)  CANADA: 1-800-361-6975 (QUEBEC) 1-800-387-6487 (ALL OTHER PROVINCES)  FOR PRODUCT INFO: <a href="http://www.burndy.com">http://www.burndy.com</a>	HYLUG™	
	ITEM NO:	N/A
	CAT. NO:	YA36L-2TC-FX- (SEE TABLE)
	DRAWN BY:	D.FILLION 12/07/92
	CHECKER:	K.HENRY 12/10/92
	DSN APPVL:	C.PALAGI 12/14/92
	MFG APPVL:	N/A --
	QA APPVL:	A.LLOYD 12/14/92
	MKT APPVL:	T.NELSON 12/14/92
	PROD FAM:	--
PROJECT #:	--	
DOCUMENT TYPE:	Sales	
REL LEVEL:	Released	
SCALE:	NTS	
DRAWING NO:	SE208119	
REV:	U	
SHEET:	15 OF 19	



REV: PEO200

D	CATALOG NO.	FIG. NO.	CONDUCTOR			BOLT SIZE	DIMENSIONS									BURNDY INSTALLATION TOOLING (# CRIMPS)											
			FLEX	CODE (AWG)	NAVY 		B	C	E	H	K	L	N	O.D.	T REF.	Z MIN.	DIE INDEX	COLOR CODE	HYDRAULIC			DIELESS (# CRIMPS)	WIRE STRIP LENGTH				
																			Y750 Y35 Y39	Y46 PAT46 	Y45 						
	YA38L2TC516FX	1	535.3 kcmil 1325/24 (500 kcmil FLEX)	--	--	5/16 [M8]	1.45 [37]	1.84 [47]	1.00 [25]	--	.33 [8]	4.04 [103]	.34 [9]	1.25 [32]	.27 [7]	.36 [9]	L99	PINK	U38XRT UR4140WE (2)	U38XRT UR4140WE (2)	U38XRT UR4140WE (2)	HYDRAULIC: Y644- SERIES (1) PAT644- SERIES (1) Y81KFT- SERIES (1) PAT81KFT- SERIES (1) Y4PC834- SERIES (1) PAT4PC834- SERIES (1)	1-7/16"				
	YA38L2TC516FX45	2					1.45 [37]	1.84 [47]	1.00 [25]	2.60 [66]	.33 [8]	3.98 [101]	.34 [9]	1.25 [32]	.27 [7]	.36 [9]	L99	PINK	U38XRT UR4140WE (2)	U38XRT UR4140WE (2)	U38XRT UR4140WE (2)						
	YA38L2TC516FX90	3					1.45 [37]	1.84 [47]	1.00 [25]	2.80 [71]	.33 [8]	2.53 [64]	.34 [9]	1.25 [32]	.27 [7]	.36 [9]	L99	PINK	U38XRT UR4140WE (2)	U38XRT UR4140WE (2)	U38XRT UR4140WE (2)						
	YA38L2NT38FX	1				3/8 [M10]	1.63 [41]	1.00 [25]	--	.40 [10]	4.35 [111]	.50 [13]	1.25 [32]	.27 [7]	.53 [13]	L99	PINK	U38XRT UR4140WE (2)	U38XRT UR4140WE (2)	U38XRT UR4140WE (2)							
	YA38L2NT38FX45	2							2.60 [66]	.40 [10]	4.30 [109]	.50 [13]	1.25 [32]	.27 [7]	.53 [13]	L99	PINK	U38XRT UR4140WE (2)	U38XRT UR4140WE (2)	U38XRT UR4140WE (2)							
	YA38L2NT38FX90	3							2.80 [71]	.40 [10]	2.84 [72]	.50 [13]	1.25 [32]	.27 [7]	.53 [13]	L99	PINK	U38XRT UR4140WE (2)	U38XRT UR4140WE (2)	U38XRT UR4140WE (2)							
	YA38L2NT38FXG2	1							1.35 [34]	--	4.26 [108]	.50 [13]	1.25 [32]	.27 [7]	.53 [13]	L99	PINK	U38XRT UR4140WE (2)	U38XRT UR4140WE (2)	U38XRT UR4140WE (2)							
	YA38L2TC38FX	1							1.84 [47]	1.00 [25]	--	.40 [10]	4.35 [111]	.50 [13]	1.25 [32]	.27 [7]	.53 [13]	L99	PINK	U38XRT UR4140WE (2)	U38XRT UR4140WE (2)			U38XRT UR4140WE (2)			
	YA38L2TC38E10FX	1							1.25 [32]	--	4.60 [117]	.50 [13]	1.00 [25]	2.60 [66]	.40 [10]	4.30 [109]	.50 [13]	1.25 [32]	.27 [7]	.53 [13]	L99			PINK	U38XRT UR4140WE (2)	U38XRT UR4140WE (2)	U38XRT UR4140WE (2)
	YA38L2TC38FX45	2				1.00 [25]	2.60 [66]	.40 [10]	4.30 [109]	.50 [13]	1.00 [25]	2.80 [71]	2.84 [72]	.50 [13]	1.25 [32]	.27 [7]	.53 [13]	L99	PINK	U38XRT UR4140WE (2)	U38XRT UR4140WE (2)			U38XRT UR4140WE (2)			
	YA38L2TC38FX90	3				1.00 [25]	2.80 [71]	.40 [10]	2.84 [72]	.50 [13]	1.00 [25]	2.80 [71]	2.84 [72]	.50 [13]	1.25 [32]	.27 [7]	.53 [13]	L99	PINK	U38XRT UR4140WE (2)	U38XRT UR4140WE (2)			U38XRT UR4140WE (2)			
	YA38L2TC12FX	1				1/2 [M12]	1.25 [32]	2.60 [66]	--	.53 [13]	4.67 [119]	.56 [14]	5.35 [136]	.63 [16]	1.25 [32]	.27 [7]	.65 [17]	L99	PINK	U38XRT UR4140WE (2)	U38XRT UR4140WE (2)			U38XRT UR4140WE (2)			
	YA38L2TC12FX45	2							2.60 [66]	.53 [13]	4.61 [117]	.53 [13]	1.25 [32]	.27 [7]	.65 [17]	L99	PINK	U38XRT UR4140WE (2)	U38XRT UR4140WE (2)	U38XRT UR4140WE (2)							
	YA38L2TC12FX90	3							2.80 [71]	.53 [13]	3.16 [80]	.56 [14]	1.75 [44]	2.60 [66]	.56 [14]	5.30 [134]	.63 [16]	1.25 [32]	.27 [7]	.65 [17]	L99			PINK	U38XRT UR4140WE (2)	U38XRT UR4140WE (2)	U38XRT UR4140WE (2)
	YA38L2NTCFX	1				1/2 [M12]	1.75 [44]	2.60 [66]	--	.56 [14]	5.35 [136]	.63 [16]	5.35 [136]	.63 [16]	1.25 [32]	.27 [7]	.65 [17]	L99	PINK	U38XRT UR4140WE (2)	U38XRT UR4140WE (2)			U38XRT UR4140WE (2)			
	YA38L2NTCFX45	2							2.60 [66]	.56 [14]	5.30 [134]	.63 [16]	1.75 [44]	2.60 [66]	.56 [14]	5.30 [134]	.63 [16]	1.25 [32]	.27 [7]	.65 [17]	L99			PINK	U38XRT UR4140WE (2)	U38XRT UR4140WE (2)	U38XRT UR4140WE (2)
	YA38L2NTCFX90	3							2.80 [71]	.56 [14]	3.84 [98]	.63 [16]	1.75 [44]	2.80 [71]	.56 [14]	3.84 [98]	.63 [16]	1.25 [32]	.27 [7]	.65 [17]	L99			PINK	U38XRT UR4140WE (2)	U38XRT UR4140WE (2)	U38XRT UR4140WE (2)
	YA38L2NNTFX	1				1/2 [M12]	1.63 [41]	1.75 [44]	--	.56 [14]	5.35 [136]	.63 [16]	5.35 [136]	.63 [16]	1.25 [32]	.27 [7]	.65 [17]	L99	PINK	U38XRT UR4140WE (2)	U38XRT UR4140WE (2)			U38XRT UR4140WE (2)			
	YA38L2NNTFX45	2	2.60 [66]	.56 [14]	5.30 [134]				.63 [16]	1.63 [41]	1.75 [44]	.56 [14]	5.30 [134]	.63 [16]	1.25 [32]	.27 [7]	.65 [17]	L99	PINK	U38XRT UR4140WE (2)	U38XRT UR4140WE (2)	U38XRT UR4140WE (2)					
	YA38L2NNTFX90	3	2.80 [71]	.56 [14]	3.84 [98]				.63 [16]	1.63 [41]	1.75 [44]	.56 [14]	3.84 [98]	.63 [16]	1.25 [32]	.27 [7]	.65 [17]	L99	PINK	U38XRT UR4140WE (2)	U38XRT UR4140WE (2)	U38XRT UR4140WE (2)					

SEE SHEET 1 OF 19 FOR NOTES	TO ORDER BURNDY® PRODUCTS CALL		HYLUG™	
	UNITED STATES 1-800-346-4175 (LONDONDERRY, NH)		ITEM NO: N/A	
	CANADA: 1-800-361-6975 (QUEBEC) 1-800-387-6487 (ALL OTHER PROVINCES)		CAT. NO: YA38L-2TC-FX- (SEE TABLE)	
	FOR PRODUCT INFO: <a href="http://www.burndy.com">http://www.burndy.com</a>		DRAWN BY: D.FILLION 12/08/92	
		CHECKER: K.HENRY 12/10/92		
		DSN APPVL: C.PALAGI 12/14/92		
		MFG APPVL: N/A --		
		QA APPVL: A.LLOYD 12/14/92		
		MKT APPVL: T.NELSON 12/14/92		
		SCALE: NTS		
		PROJ. #: --		
		SIZE: D		
		DRAWING NO: SE208119		
		REV: U		
		SHEET 16 OF 19		



REV	DATE	DESCRIPTION	ECO	BY	C'K
U	04/24/2017 11:03:00 AM	FOCUS REQUEST FPN1704064	46572	CV	MB

D

D

C

C

B

B

A

A

CATALOG NO.	FIG. NO.	CONDUCTOR			BOLT SIZE	DIMENSIONS									INSTALLATION TOOLING (# CRIMPS)										
		FLEX	CODE (AWG)	NAVY		B	C	E	H	K	L	N	O.D.	T REF.	Z MIN.	DIE INDEX	COLOR CODE	HYDRAULIC			DIELESS (# CRIMPS)	WIRE STRIP LENGTH			
																		PAT750 Y750 Y35 Y39	Y46	Y45					
YA39L2TC38E10FX	1				3/8 [M10]			1.25 [32]	--	.41 [10]	4.61 [117]	.50 [13]				.51 [13]									
YA39L2NTCFX	1	600 kcmil 1470/24 (600 kcmil/FLEX)	--	--	1/2 [M12]	1.42 [36]	1.91 [49]	1.75 [44]	--	.56 [14]	5.36 [136]	.63 [16]	1.30 [33]	.27 [7]	400	PURPLE	U38RT (2)	U38RT (2)	U38RT (2)	HYDRAULIC: Y644M (1)	1-1/2"				
YA39L2NTCFX45	2								2.65 [65]		5.31 [135]											.65 [17]			
YA39L2NTCFX90	3								2.81 [71]		3.87 [98]														

SEE SHEET 1 OF 19 FOR NOTES

TO ORDER BURNDY® PRODUCTS CALL		HYLUG™	
UNITED STATES 1-800-346-4175 (LONDONDERRY, NH)		ITEM NO: N/A	
CANADA: 1-800-361-6975 (QUEBEC) 1-800-387-6487 (ALL OTHER PROVINCES)		CAT. NO: YA39L-2NTC-FX- (SEE TABLE)	
FOR PRODUCT INFO: <a href="http://www.burndy.com">http://www.burndy.com</a>		DRAWN BY: D.FILLION 12/08/92	
		CHECKER: K.HENRY 12/10/92	
		DSN APPVL: C.PALAGI 12/14/92	
		MFG APPVL: N/A --	
		QA APPVL: A.LLOYD 12/14/92	
		MKT APPVL: T.NELSON 12/14/92	
		SCALE: NTS	
		DRAWING NO	
		REV	
		PROJECT #: --	
		SIZE	
		DOCUMENT TYPE: Sales	
		REL LEVEL: Released	
		SE208119	
		SHEET 17 OF 19	
		U	

REV: PEO200

REV	DATE	DESCRIPTION	ECO	BY	C'H'K.
U	04/24/2017 11:05:00 AM	FOCUS REQUEST FPN1704064	46572	CV	MB

D

D

C


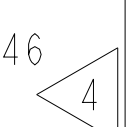

C

B

B

A

A

CATALOG NO.	FIG. NO.	CONDUCTOR			BOLT SIZE	DIMENSIONS									INSTALLATION TOOLING (# CRIMPS)							
		FLEX	CODE (AWG)	NAVY 		B	C	E	H	K	L	N	O.D.	T REF.	Z MIN.	DIE INDEX	COLOR CODE	HYDRAULIC			DIELESS (# CRIMPS)	WIRE STRIP LENGTH
																		Y750 Y35 Y39	Y46 	Y45 		
YA40L2TC38FX	1	646 kcmil 1600/24 (650 kcmil FLEX)	--	--	3/8	1.42 [36]	1.98 [50]	1.00 [25]	--	.41 [10]	4.38 [111]	1.35 [34]	.30 [8]	.52 [13]	24	BLACK	U39RT (2)	U39RT (2)	U39RT (2)	HYDRAULIC: Y644M (1)	1-5/16"	
YA40L2TC38FX45	2					2.71 [69]			4.38 [111]		.50 [13]											
YA40L2TC38FX90	3					2.89 [73]			2.91 [74]													
YA40L2NNTFX	1	646 kcmil 1600/24 (650 kcmil FLEX)	--	--	1/2	1.42 [36]	1.63 [41]	1.75 [44]	--	.56 [14]	5.38 [137]	1.35 [34]	.30 [8]	.65 [17]	24	BLACK	U39RT (2)	U39RT (2)	U39RT (2)	HYDRAULIC: Y644M (1)	1-5/16"	
YA40L2NNTFX45	2								2.71 [69]		5.38 [137]											.63 [16]
YA40L2NNTFX90	3								2.89 [73]		3.91 [99]											
YA40L2NTCFX	1	646 kcmil 1600/24 (650 kcmil FLEX)	--	--	1/2	1.42 [36]	1.98 [50]	1.75 [44]	--	.56 [14]	5.38 [137]	1.35 [34]	.30 [8]	.65 [17]	24	BLACK	U39RT (2)	U39RT (2)	U39RT (2)	HYDRAULIC: Y644M (1)	1-5/16"	
YA40L2NTCFX45	2								2.71 [69]		5.38 [137]											.63 [16]
YA40L2NTCFX90	3								2.89 [73]		3.91 [99]											

SEE SHEET 1 OF 19 FOR NOTES

TO ORDER BURNDY® PRODUCTS CALL		HYLUG™	
UNITED STATES 1-800-346-4175 (LONDONDERRY, NH)		ITEM NO: N/A	CAT. NO: YA40L-2-T-FX- (SEE TABLE)
CANADA: 1-800-361-6975 (QUEBEC) 1-800-387-6487 (ALL OTHER PROVINCES)		DRAWN BY: D.FILLION 12/08/92	CHECKER: K.HENRY 12/10/92
FOR PRODUCT INFO: <a href="http://www.burndy.com">http://www.burndy.com</a>		DSN APPVL: C.PALAGI 12/14/92	MFG APPVL: N/A --
		QA APPVL: A.LLOYD 12/14/92	MKT APPVL: T.NELSON 12/14/92
		PROD FAM: --	SCALE: NTS
		PROJECT #: --	SIZE
		DOCUMENT TYPE: Sales	D
		REL LEVEL: Released	
		DRAWING NO	REV
		SE208119	U
		SHEET 18 OF 19	

REV: PEO200

D

C

B



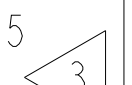
A

D

C

B

A

CATALOG NO.	FIG. NO.	CONDUCTOR			BOLT SIZE	DIMENSIONS										INSTALLATION TOOLING (# CRIMPS)										
		FLEX	CODE (AWG)	NAVY 		B	C	E	H	K	L	N	O.D.	T REF.	Z MIN.	DIE INDEX	COLOR CODE	HYDRAULIC			DIELESS (# CRIMPS)	WIRE STRIP LENGTH				
																		Y750 Y35 Y39	Y46 	Y45 						
YA44L2TC38FX	1	777.7 kcmil 1925/24 (750 kcmil/FLEX)	--	--	3/8	1.65 [42]	2.19 [56]	--	--		4.74 [120]		1.50 [38]	.33 [8]		L115	YELLOW	U44XRT UR4141WE (2)	U44XRT UR4141WE (2)	U44XRT UR4141WE (2)		1-5/8"				
YA44L2TC38FX45	2					1.00 [25]	3.07 [78]	.40 [10]	4.71 [120]	.50 [13]																
YA44L2TC38FX90	3						3.29 [84]		3.02 [77]																	
YA44L2TC12FX	1										--			5.05 [128]												
YA44L2TC12FX45	2								1/2	1.25 [32]	3.07 [78]	.53 [13]	5.02 [128]	.53 [13]												
YA44L2TC12FX90	3										3.29 [84]		3.33 [85]													
YA44L2TC12E3FX	1										--			5.30 [135]												
YA44L2TC12E3FX45	2								1/2	1.50 [38]	3.07 [78]	.53 [13]	5.27 [134]	.53 [13]												
YA44L2TC12E3FX90	3										3.29 [84]		3.58 [91]													
YA44L2NTCFX	1										--			5.74 [146]												
YA44L2NTCFX45	2				1/2	1.75 [44]	3.07 [78]	.56 [14]	5.71 [145]	.63 [16]																
YA44L2NTCFX90	3						3.29 [84]		4.02 [102]																	
YA44L2TC58FX	1						--			5.55 [141]																
YA44L2TC58FX45	2				5/8	1.50 [38]	3.07 [78]	.69 [17]	5.52 [140]	.66 [17]																
YA44L2TC58FX90	3						3.29 [84]		3.83 [97]																	
YA44L2NT38FX	1						--			4.74 [120]																
YA44L2NT38FX45	2				3/8	1.63 [41]	1.00 [25]	3.07 [78]	.40 [10]	4.71 [120]	.50 [13]															
YA44L2NT38FX90	3							3.29 [84]		3.02 [77]																
YA44L2NNTFX	1						--			5.74 [146]																
YA44L2NNTFX45	2	777.7 kcmil 1925/24			1/2	1.63 [41]	1.75 [44]	3.07 [78]	.56 [14]	5.71 [145]	.63 [16]															
YA44L2NNTFX90	3	(750 kcmil/flex)	--	--		1.65 [42]		3.29 [84]		4.02 [102]																

HYDRAULIC:  
Y644M (1)

SEE SHEET 1 OF 19 FOR NOTES

TO ORDER BURNDY® PRODUCTS CALL		HYLUG™	
UNITED STATES 1-800-346-4175 (LONDONDERRY, NH)		ITEM NO: N/A	CAT. NO: YA44L-2TC-FX- (SEE TABLE)
CANADA: 1-800-361-6975 (QUEBEC) 1-800-387-6487 (ALL OTHER PROVINCES)		DRAWN BY: D.FILLION 12/08/92	CHECKER: K.HENRY 12/10/92
FOR PRODUCT INFO: <a href="http://www.burndy.com">http://www.burndy.com</a>		DSN APPVL: C.PALAGI 12/14/92	MFG APPVL: N/A --
		QA APPVL: A.LLOYD 12/14/92	MKT APPVL: T.NELSON 12/14/92
		PROD FAM: --	DRAWING NO: SE208119
		PROJECT #: --	SCALE: NTS
		DOCUMENT TYPE: Sales	REV: U
		REL LEVEL: Released	SHEET 19 OF 19

REV: PEO200