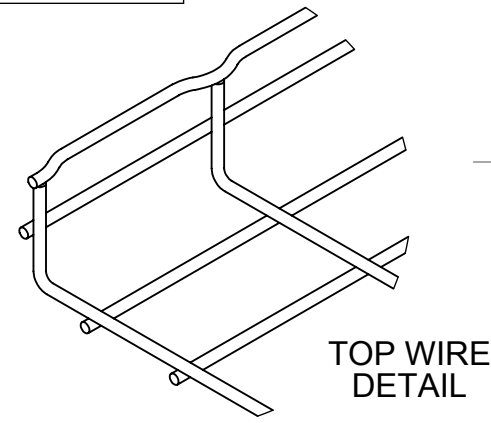
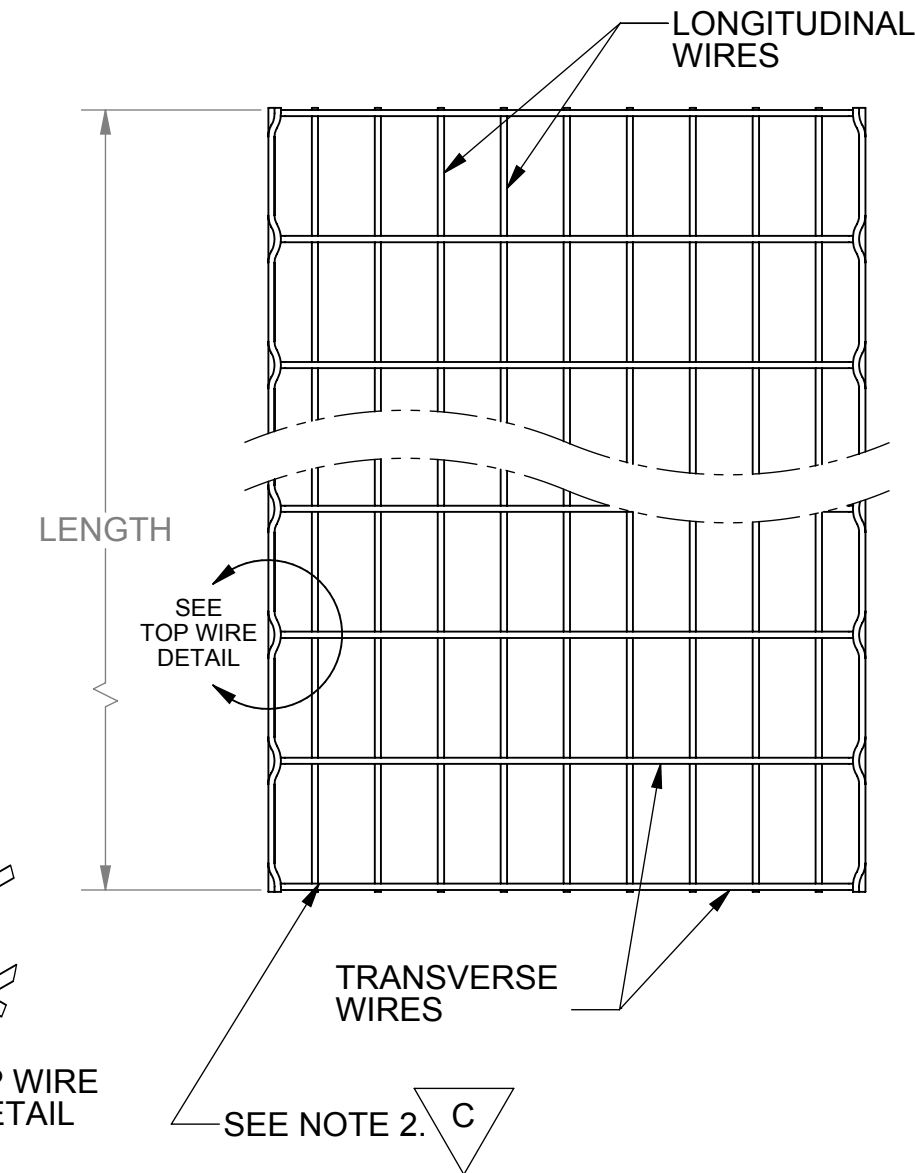
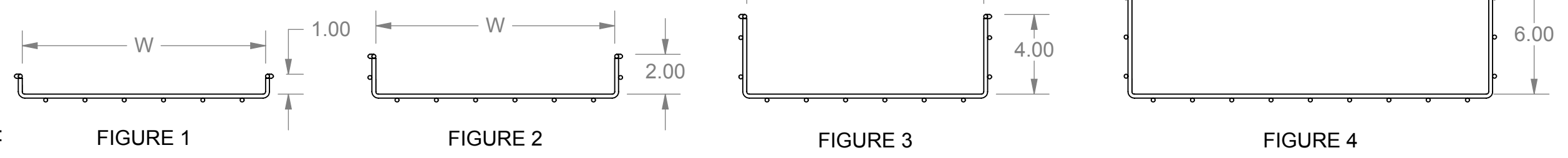


PART NUMBER	LENGTH (IN)	FIGURE	W (IN)	PART NUMBER	LENGTH (IN)	FIGURE	W (IN)		
FT1.5X4X10	118.31"	SEE FIGURE 1	4 3/32"	FT4X4X10	118.31"	SEE FIGURE 3	4 3/32"		
FT1.5X6X10			6 1/16"	FT4X6X10			6 1/16"		
FT1.5X8X10			8 3/32"	FT4X8X10			8 3/32"		
FT1.5X12X10			11 31/32"	FT4X12X10			11 31/32"		
FT2X2X10	118.31"	SEE FIGURE 2	2 1/8"	FT4X16X10			15 29/32"	FT4X18X10	17 7/8"
FT2X4X10			4 3/32"	FT4X20X10			19 27/32"	FT4X24X10	23 3/4"
FT2X6X10			6 1/16"	FT4X30X10			29 7/8"	FT6X8X10	7 7/8"
FT2X8X10			8 3/32"	FT6X12X10			11 31/32"	FT6X16X10	15 29/32"
FT2X12X10			11 31/32"	FT6X18X10	17 7/8"	FT6X20X10	19 27/32"		
FT2X16X10			15 29/32"	FT6X24X10	23 3/4"				
FT2X18X10			17 7/8"						
FT2X20X10			19 27/32"						
FT2X24X10			23 3/4"						
FT2X30X10			29 7/8"						
FT2X32X10			31 21/32"						



	FT4X12X10		
DEPTH	NOM. WIDTH	NOM. LENGTH IN FEET	
FT1.5=1.38	2=2"		
FT2=2.38	4=4"		
FT4=4.38	6=6"		
FT6=6.38	8=8"		
	12=12"		
	16=16"		
	18=18"		
	20=20"		
	24=24"		
	30=30"		
	32=32"		



- NOTES:
- B-LINE FINISH SPECIFICATION:
ELECTRODEPOSITED ZINC
PRE GALV
FLAT BLACK
COMPUTER WHITE
GRAY
SS4
 - WIRE BASKET CABLE TRAY SHALL BE MADE OF HIGH STRENGTH STEEL WIRES AND FORMED INTO A STANDARD 2 INCH BY 4 INCH WIRE MESH PATTERN WITH INTERSECTING WIRES WELDED TOGETHER.

<p>509 W. Monroe Street Highland, IL 62249 Phone (618) 654-2184 FAX (618) 654-5499 www.cooperblinc.com</p>		<p>SUBMITTAL DRAWING</p> <p>TITLE: FLEXTRAY WELDED WIRE MESH CABLE TRAY</p> <p>EQUIPMENT FURNISHED HAS BEEN FABRICATED IN ACCORDANCE WITH THIS DRAWING.</p>		<p>REFERENCE DWG(S):</p>		<p>SUBMITTAL NO: S00015303</p>	
				<p>DRAWN BY: DF</p>		<p>REV: C</p>	
				<p>DATE: 10-03-08</p>		<p>SHEET: 1 OF 1</p>	
				<p>MODEL SOURCE FILE: U00015303</p>		<p>REV: 01</p>	